

# 2025 MEDIA GUIDE



Where The Best  
Start Their Year

**January 2-5, 2025**

The Plantation Course at Kapalua



# Table of Contents

Message from Sentry.....	2
Schedule of Events.....	3
Staff.....	4
2025 Scorecard.....	4
Media Facts.....	5
Purse Breakdown.....	6
Scoring Averages at a Glance.....	7
Tournament at a Glance.....	8-10
Competitors' Capsules.....	11-25
Championship Summaries.....	26-60
1953-1955.....	27
1956-1958.....	28
1959-1961.....	29
1962-1964.....	30
1965-1967.....	31
1968-1970.....	32
1971-1973.....	33
1974-1976.....	34
1977-1979.....	35
1980-1982.....	36
1983-1985.....	37
1986-1987.....	38
1988-1989.....	39
1990-1991.....	40
1992-1994.....	41
1995-1996.....	42
1997-1998.....	43
1999-2000.....	44
2001-2002.....	45
2003-2004.....	46
2005-2007.....	47
2008-2010.....	48
2011-2013.....	49
2014.....	50
2015.....	51
2016.....	52
2017.....	53
2018.....	54
2019.....	55
2020.....	56
2021.....	57
2022.....	58
2023.....	59
2024.....	60
All-Time Records.....	61-64
Most Top-10 Finishes.....	65-66
Top-50 Career Money Winners.....	67
Top-50 Career Stroke Averages.....	67
Individual Player Records.....	68-100
2024 Hole-by-Hole Summary.....	101
2024 Scoring Recap.....	101
25-Year Ranking of Holes at The Plantation Course at Kapalua.....	102
Past Champions.....	107

## Message From Sentry

Dear Media Friends,

We're thrilled to have you with us on Maui as we kick off the PGA TOUR season! This week is about more than great golf - it's about celebrating the connections we've built with the PGA TOUR, the Maui community, and all of you who help share the stories of this special event.

At Sentry, golf is more than a game. It's a key part of our business strategy, and this tournament reflects what matters to us: building relationships and making a meaningful impact.



If you're new to Sentry, here's a quick intro. For over 120 years, we've helped businesses of all sizes—from family-owned operations to Fortune 500 companies—protect what matters most to them: their people, property, and future. Today, we're one of the nation's largest and most financially secure mutual insurance groups.

The Sentry provides a unique way to strengthen relationships with our customers on Maui while connecting with a broader audience through tournament broadcasts.

Now in our eighth year as sponsor, we're proud of the ohana spirit we've built with the Maui community. Though our hometown of Stevens Point, Wisconsin, is 4,000 miles away, Maui has become a community we care about and are deeply committed to.

Program like the Sentry Mālama Nā Keiki initiative and the Connected Communities project are just a few ways we give back. Recently, we made a special contribution to the P'u Kukui Watershed to support its role as a vital water source for Maui's west side. This donation included planting native, fire-resistant trees in honor of wildfire survivors and the 102 lives lost in the August 2023 disaster.

Since 2017, we've contributed more than \$6 million to Maui-based charities, helping support the people and places that make Maui so special.

Our passion for golf also extends to SentryWorld, our top 100 public golf course in Stevens Point. If you're ever in Wisconsin, we'd love to host you.

Throughout the tournament, our media team is here to support you. Feel free to reach out to Carolyn Schamberger at 715-315-9929 or [carolyn.schamberger@sentry.com](mailto:carolyn.schamberger@sentry.com). I'm also available at 715-490-0670 or [stephanie.smith@sentry.com](mailto:stephanie.smith@sentry.com).

Here's to an exciting start to the PGA TOUR season and a memorable week on Maui!

Stephanie Smith  
Chief Marketing & Brand Officer  
Chief Golf Partnerships Officer  
Sentry Insurance



# Schedule of Events

## WEDNESDAY, JAN. 1

### PRO-AM

Course Closed to the Public

Tee Times: 7:05-9:17 a.m.

## THURSDAY, JAN. 2

### FIRST ROUND OF COMPETITION

Gates Open: 6:40 a.m.

Opening Drive Celebration: 7:10 a.m. (No. 1 tee)

Tee Times: 7:30 a.m. (No. 1)

GOLF Channel Broadcast: 1-5 p.m.

## FRIDAY, JAN. 3

### SECOND ROUND OF COMPETITION

Aloha Friday! Join us in wearing Aloha attire.

Gates Open: 7 a.m.

Tee Times: 7:30 a.m. (No. 1)

GOLF Channel Broadcast: 1-5 p.m.

## SATURDAY, JAN. 4

### THIRD ROUND OF COMPETITION

Gates Open: 7 a.m.

Tee Times: 7:50 a.m. (threesomes off Nos. 1 & 10)

NBC Broadcast: 11 a.m.-1 p.m.

GOLF Channel Broadcast: 1-3 p.m.

## SUNDAY, JAN. 5

### FINAL ROUND OF COMPETITION

Gates Open: 7 a.m.

Tee Times: 7:50 a.m. (threesomes off Nos. 1 & 10)

NBC Broadcast: 11 a.m.-1 p.m.

GOLF Channel Broadcast: 1-3 p.m.

Trophy Presentation: No. 18 green following play

\*All time local (HST)

# Staff


## THE SENTRY TOURNAMENT STAFF

Max Novena	Executive Director, The Sentry
Karin Jucker	Tournament Manager, The Sentry
Justin Slavin	Manager, Tournament Operations
Adam Schubert	Specialist, Tournament Operations
Kaitlyn Doe	Senior Manager, Tournament Services
Kristi Lee Fowlks	Manager, Tournament Services
Amanda Greathouse	Specialist, Tournament Services
Greg Menzel	Director, Ticket Operations
Mary Killeen	Coordinator, Ticket Operations
Rachel Noble	Manager, Communications
John Bush	Senior Manager, Communications
Karin Sagar	Media Center Manager

# Scorecard

HOLE	1	2	3	4	5	6	7	8	9	OUT	10	11	12	13	14	15	16	17	18	IN	TOTAL	
Marker's Notes																						




Player \_\_\_\_\_


Tee \_\_\_\_\_ Time \_\_\_\_\_

Date \_\_\_\_\_ Round \_\_\_\_\_

DO NOT WRITE  
IN THIS SPACE



## 2025 Official Scorecard



*The Plantation Course at Kapalua*

HOLE	1	2	3	4	5	6	7	8	9	OUT	10	11	12	13	14	15	16	17	18	IN	TOTAL
Yards	520	219	424	422	526	424	522	199	550	3806	384	161	424	383	301	541	369	550	677	3790	7596
Par	4	3	4	4	5	4	4	3	5	36	4	3	4	4	4	5	4	4	5	37	73
Score																					

\_\_\_\_\_

MARKER'S SIGNATURE

\_\_\_\_\_

PLAYER'S SIGNATURE

# Media Facts

- EVENT:** The Sentry 2025 marks the 27th anniversary since the event was first staged at the legendary Plantation Course at Kapalua Resort on Maui, Hawaii. The 2025 field features PGA TOUR winners from the previous season as well as the top 50 players from the 2024 FedExCup standings (i.e., those who qualified for the BMW Championship, the second FedExCup Playoffs event).
- DATE:** January 2-5, 2025
- SITE:** The Plantation Course at Kapalua Resort | Kapalua, Maui, Hawaii
- PAR/YARDAGE:** Par: 36-37=73/7,596 Yards
- ARCHITECT:** Bill Coore & Ben Crenshaw/1991  
Refinement: Bill Coore & Ben Crenshaw/2019
- FORMAT:** Four-day, no-cut 72-hole stroke play competition comprised of winners from Official PGA TOUR events from the 2024 season and the top 50 players from the final 2024 FedExCup standings
- 2024 CHAMPION:** Chris Kirk, 263 (-29)
- PURSE:** \$20 million/\$3.6 million to the winner; 700 FedExCup points
- SOCIAL MEDIA:** @TheSentry for Instagram, X, and Facebook
- TICKETS:** Ticket information for The Sentry 2025 is available at [TheSentry.com](https://TheSentry.com)
- TV:** The Sentry is broadcast to 200+ countries and territories in 27 languages via 43 broadcast partners.  
\*please note all times HST
- |                     |             |                  |              |
|---------------------|-------------|------------------|--------------|
| Thursday and Friday | January 2-3 | 1-5 p.m.         | GOLF Channel |
| Saturday            | January 4   | 11 a.m. – 1 p.m. | NBC          |
|                     |             | 1-3 p.m.         | GOLF Channel |
| Sunday              | January 5   | 11 a.m. – 1 p.m. | NBC          |
|                     |             | 1-3 p.m.         | GOLF Channel |
- CHARITY:** Proceeds from The Sentry directly impact local charities on the Valley Isle. The 2024 event raised over \$735,000, marking the largest charitable impact figure raised for the local community to date. The Sentry has generated more than \$9 million for community charities since it moved to Maui in 1999.
- ABOUT SENTRY:** Sentry Insurance is one of the largest and most financially secure mutual insurance groups in the United States, holding a Financial Strength Rating of A+ (superior) from AM Best, current as of June 2024. See [ambest.com/ratings/guide.pdf](https://ambest.com/ratings/guide.pdf) for rating information. Sentry and its subsidiaries sell property and casualty insurance, life insurance, annuities and retirement programs for business and individuals throughout the country. Headquartered in Stevens Point, Wisconsin, Sentry employs more than 5,000 associates across the country. See a complete list of underwriting companies at [sentry.com](https://sentry.com).
- CHAMPIONSHIP OFFICE:** The Sentry  
1000 Kapalua Drive  
Lahaina, Maui, HI 96761
- MEDIA CONTACT:** Rachel Noble, Communications Manager, PGA TOUR  
[rachelnoble@pgatourhq.com](mailto:rachelnoble@pgatourhq.com)

# Purse Breakdown

Pos.	Amount	Pos.	Amount
1	\$3,600,000	32	\$127,000
2	\$2,160,000	33	\$120,000
3	\$1,360,000	34	\$115,000
4	\$975,000	35	\$110,000
5	\$815,000	36	\$105,000
6	\$735,000	37	\$100,000
7	\$682,500	38	\$95,000
8	\$630,000	39	\$91,000
9	\$590,000	40	\$87,000
10	\$550,000	41	\$83,000
11	\$510,000	42	\$79,000
12	\$470,000	43	\$75,000
13	\$430,000	44	\$71,000
14	\$390,000	45	\$67,000
15	\$370,000	46	\$63,000
16	\$350,000	47	\$61,000
17	\$330,000	48	\$59,000
18	\$310,000	49	\$57,000
19	\$290,000	50	\$55,000
20	\$270,000	51	\$54,000
21	\$252,000	52	\$53,000
22	\$236,000	53	\$52,000
23	\$220,000	54	\$51,000
24	\$204,000	55	\$50,000
25	\$188,000	56	\$49,500
26	\$172,000	57	\$49,000
27	\$163,000	58	\$48,500
28	\$155,000	59	\$48,000
29	\$148,000	60	\$47,500
30	\$141,000	61	\$47,000
31	\$134,000	<b>Total</b>	<b>20,000,000</b>



## Scoring Averages at a Glance (1999-2023)

Hole Par	1 4	2 3	3 4	4 4	5 5	6 4	7 4	8 3	9 5	10 4	11 3	12 4	13 4	14 4	15 5	16 4	17 4	18 5
1999	4.050	3.000	3.925	3.892	4.717	3.850	4.083	3.108	4.533	3.825	2.967	3.892	4.125	3.758	4.692	3.867	4.067	4.833
2000	3.958	3.242	4.150	3.975	4.708	3.833	4.042	3.217	4.825	4.125	3.008	3.925	4.333	3.942	4.792	4.100	4.142	4.708
2001	3.977	3.068	3.977	4.068	4.652	3.742	3.939	3.098	4.758	3.902	2.992	3.856	4.038	3.871	4.598	3.818	4.015	4.538
2002	4.359	3.273	3.852	3.922	4.906	3.680	4.164	2.938	4.336	3.859	2.961	4.023	4.000	3.820	4.664	3.922	4.070	4.734
2003	4.146	3.007	3.701	3.910	4.264	3.764	4.021	3.056	4.403	3.806	2.813	3.819	3.958	3.806	4.590	3.625	3.986	4.486
2004	4.292	3.267	3.717	3.917	4.733	3.825	4.050	2.983	4.350	3.808	2.958	4.067	4.000	3.992	4.717	4.000	4.017	4.500
2005	4.073	2.968	3.806	3.992	4.532	3.694	4.056	2.992	4.556	3.895	2.976	3.903	3.919	3.734	4.573	3.766	4.032	4.758
2006	4.152	3.420	4.455	4.232	4.848	4.000	4.250	3.196	4.866	4.125	3.286	3.830	4.223	4.089	4.821	4.018	4.268	4.813
2007	4.075	3.180	4.241	4.120	4.534	3.917	4.143	3.226	4.782	4.173	3.165	3.865	4.256	3.759	4.752	4.030	4.098	4.579
2008	4.065	3.000	3.968	3.976	4.605	3.798	4.016	3.121	4.565	3.984	2.984	3.718	4.081	3.726	4.573	3.903	4.089	4.766
2009	4.250	3.114	3.879	3.886	4.379	3.886	3.985	3.106	4.561	3.848	2.939	3.758	3.955	3.689	4.598	4.061	4.076	4.545
2010	4.107	3.161	3.821	4.000	4.527	3.777	4.027	3.116	4.241	3.723	2.866	3.848	3.848	3.598	4.482	3.938	4.125	4.679
2011	4.172	3.070	3.781	3.828	4.313	3.883	4.117	3.094	4.430	3.648	2.906	3.844	3.906	3.648	4.617	3.969	4.109	4.750
2012	4.065	3.102	4.019	3.926	4.278	3.833	3.889	3.111	4.565	4.102	3.046	3.685	4.222	3.815	4.546	3.778	4.037	4.426
2013	4.189	3.100	3.967	4.133	4.600	3.756	4.044	3.200	4.700	4.000	3.156	3.967	4.167	3.789	4.756	4.056	4.167	4.367
2014	4.133	3.042	3.825	3.883	4.150	4.033	4.033	3.067	4.433	3.908	3.133	3.875	4.083	3.633	4.550	3.808	4.158	4.833
2015	4.157	3.037	3.821	3.888	4.313	3.821	4.037	2.970	4.537	3.754	2.925	3.933	3.903	3.873	4.642	3.813	4.075	4.425
2016	4.234	3.094	3.750	3.961	4.305	3.742	4.031	3.070	4.297	3.766	2.883	3.938	3.883	3.664	4.586	3.781	4.211	4.609
2017	4.109	3.023	3.828	3.883	4.305	3.898	4.102	3.008	4.539	3.836	2.938	3.805	4.047	3.859	4.664	3.859	4.086	4.586
2018	4.169	3.184	3.949	4.037	4.301	3.853	4.074	3.132	4.544	4.081	3.074	3.846	4.140	3.684	4.640	3.860	4.044	4.610
2019	4.053	3.106	3.924	4.076	4.432	4.045	3.992	3.136	4.492	3.985	2.909	3.773	4.083	3.856	4.417	3.917	4.129	4.598
2020	4.088	3.176	4.088	3.978	4.309	4.007	4.118	3.088	4.728	4.015	3.235	3.816	4.118	3.904	4.610	3.904	4.250	4.794
2021	3.994	2.982	3.899	3.988	4.095	3.875	4.024	2.970	4.589	3.821	2.970	3.732	3.940	3.577	4.506	3.804	4.030	4.518
2022	4.026	3.013	3.901	3.921	4.099	3.803	3.868	2.974	4.566	3.737	2.928	3.776	3.743	3.553	4.191	3.625	4.059	4.434
2023	4.052	2.941	3.895	4.039	4.065	3.765	3.922	2.922	4.601	3.784	2.941	3.752	4.085	3.614	4.444	3.712	4.046	4.340
2024	4.059	2.987	3.839	3.945	4.106	3.797	3.919	2.987	4.475	3.814	2.809	3.695	3.864	3.627	4.386	3.797	3.975	4.284



## Tournament at a Glance

Year	Winner	Score	Runner(s)-up	Score	Location	Par/Yards
<b>TOURNAMENT OF CHAMPIONS</b>						
1953	Al Besselink	280	Chandler Harper	281	Desert Inn CC, Las Vegas, NV	72/7,209
1954	Art Wall	278	Al Besselink Lloyd Mangrum	284	Desert Inn CC, Las Vegas, NV	72/7,209
1955	Gene Littler	280	Jerry Barber Pete Cooper Bob Toski	293	Desert Inn CC, Las Vegas, NV	72/7,209
1956	Gene Littler	281	Cary Middlecoff	285	Desert Inn CC, Las Vegas, NV	72/7,209
1957	Gene Littler	285	Billy Casper Jimmy Demaret Dow Finsterwald Billy Maxwell	288	Desert Inn CC, Las Vegas, NV	72/7,209
1958	Stan Leonard	275	Billy Casper	276	Desert Inn CC, Las Vegas, NV	72/7,209
1959	Mike Souchak	281	Art Wall	283	Desert Inn CC, Las Vegas, NV	72/7,209
1960	Jerry Barber	268	Jay Hebert	272	Desert Inn CC, Las Vegas, NV	72/7,209
1961	Sam Snead	273	Tommy Bolt	280	Desert Inn CC, Las Vegas, NV	72/7,209
1962	Arnold Palmer	276	Billy Casper	277	Desert Inn CC, Las Vegas, NV	72/7,209
1963	Jack Nicklaus	273	Tony Lema Arnold Palmer	278	Desert Inn CC, Las Vegas, NV	72/7,209
1964	Jack Nicklaus	279	Al Geiberger Doug Sanders	281	Desert Inn CC, Las Vegas, NV	72/7,209
1965	Arnold Palmer	277	Chi Chi Rodriguez	279	Desert Inn CC, Las Vegas, NV	72/7,209
1966	Arnold Palmer*	283	Gay Brewer	283	Desert Inn CC, Las Vegas, NV	72/7,209
1967	Frank Beard	278	Arnold Palmer	279	Stardust CC, Las Vegas, NV	71/6,725
1968	Don January	276	Julius Boros	277	Stardust CC, Las Vegas, NV	71/6,725
1969	Gary Player	284	Lee Trevino	286	La Costa CC, Carlsbad, CA	72/6,911
1970	Frank Beard	273	Billy Casper Tony Jacklin Gary Player	280	La Costa CC, Carlsbad, CA	72/6,911
1971	Jack Nicklaus	279	Bruce Devlin Gary Player Dave Stockton	287	La Costa CC, Carlsbad, CA	72/6,911
1972	Bobby Mitchell*	280	Jack Nicklaus	280	La Costa CC, Carlsbad, CA	72/6,911
1973	Jack Nicklaus	276	Lee Trevino	277	La Costa CC, Carlsbad, CA	72/6,911
1974	Johnny Miller	280	Bud Allin John Mahaffey	281	La Costa CC, Carlsbad, CA	72/6,911
1975	Al Geiberger*	277	Gary Player	277	La Costa CC, Carlsbad, CA	72/6,911
1976	Don January	277	Hubert Green	282	La Costa CC, Carlsbad, CA	72/6,911
<b>MONY TOURNAMENT OF CHAMPIONS</b>						
1977	Jack Nicklaus*	281	Bruce Lietzke	281	La Costa CC, Carlsbad, CA	72/6,911
1978	Gary Player	281	Andy North Lee Trevino	283	La Costa CC, Carlsbad, CA	72/6,911
1979	Tom Watson	275	Bruce Lietzke Jerry Pate	281	La Costa CC, Carlsbad, CA	72/6,911
1980	Tom Watson	276	Jim Colbert	279	La Costa CC, Carlsbad, CA	72/6,911
1981	Lee Trevino	273	Raymond Floyd	275	La Costa CC, Carlsbad, CA	72/6,911

KEY: \* = Playoff ~ = Weather-shortened

## Tournament at a Glance

Year	Winner	Score	Runner(s)-up	Score	Location	Par/Yards
1982	Lanny Wadkins	280	Andy Bean David Graham Craig Stadler Ron Streck	283	La Costa CC, Carlsbad, CA	72/6,911
1983	Lanny Wadkins	280	Raymond Floyd	281	La Costa CC, Carlsbad, CA	72/6,911
1984	Tom Watson	274	Bruce Lietzke	279	La Costa CC, Carlsbad, CA	72/7,022
1985	Tom Kite	275	Mark McCumber	281	La Costa CC, Carlsbad, CA	72/7,022
1986	Calvin Peete	267	Mark O'Meara	273	La Costa CC, Carlsbad, CA	72/7,022
1987	Mac O'Grady	278	Rick Fehr	279	La Costa CC, Carlsbad, CA	72/7,022
1988	Steve Pate~	202	Larry Nelson	203	La Costa CC, Carlsbad, CA	72/7,022
1989	Steve Jones	279	David Frost Jay Haas	282	La Costa CC, Carlsbad, CA	72/7,022
1990	Paul Azinger	272	Ian Baker-Finch	273	La Costa CC, Carlsbad, CA	72/7,022

### INFINITI TOURNAMENT OF CHAMPIONS

1991	Tom Kite	272	Lanny Wadkins	273	La Costa CC, Carlsbad, CA	72/7,022
1992	Steve Elkington*	279	Brad Faxon	279	La Costa CC, Carlsbad, CA	72/7,022
1993	Davis Love III	272	Tom Kite	273	La Costa CC, Carlsbad, CA	72/7,022

### MERCEDES CHAMPIONSHIP

1994	Phil Mickelson*	276	Fred Couples	276	La Costa CC, Carlsbad, CA	72/7,022
1995	Steve Elkington*	278	Bruce Lietzke	278	La Costa CC, Carlsbad, CA	72/7,022
1996	Mark O'Meara	271	Nick Faldo Scott Hoch	274	La Costa CC, Carlsbad, CA	72/7,022
1997	Tiger Woods*~	202	Tom Lehman	202	La Costa CC, Carlsbad, CA	72/7,022
1998	Phil Mickelson	271	Mark O'Meara Tiger Woods	272	La Costa CC, Carlsbad, CA	72/7,022
1999	David Duval	266	Billy Mayfair Mark O'Meara	275	The Plantation Course, Kapalua, HI	73/7,263
2000	Tiger Woods*	276	Ernie Els	276	The Plantation Course, Kapalua, HI	73/7,263
2001	Jim Furyk	274	Rory Sabbatini	275	The Plantation Course, Kapalua, HI	73/7,263
2002	Sergio Garcia*	274	David Toms	274	The Plantation Course, Kapalua, HI	73/7,263
2003	Ernie Els	261	K.J. Choi Rocco Mediate	269	The Plantation Course, Kapalua, HI	73/7,263
2004	Stuart Appleby	270	Vijay Singh	271	The Plantation Course, Kapalua, HI	73/7,263
2005	Stuart Appleby	271	Jonathan Kaye	272	The Plantation Course, Kapalua, HI	73/7,263
2006	Stuart Appleby*	284	Vijay Singh	284	The Plantation Course, Kapalua, HI	73/7,411

### MERCEDES-BENZ CHAMPIONSHIP

2007	Vijay Singh	278	Adam Scott	280	The Plantation Course, Kapalua, HI	73/7,411
2008	Daniel Chopra*	274	Steve Stricker	274	The Plantation Course, Kapalua, HI	73/7,411
2009	Geoff Ogilvy	268	Anthony Kim Davis Love III	274	The Plantation Course, Kapalua, HI	73/7,411

### SBS CHAMPIONSHIP

2010	Geoff Ogilvy	270	Rory Sabbatini	271	The Plantation Course, Kapalua, HI	73/7,411
------	--------------	-----	----------------	-----	------------------------------------	----------

KEY: \* = Playoff ~ = Weather-shortened

## Tournament at a Glance

Year	Winner	Score	Runner(s)-up	Score	Location	Par/Yards
<b>HYUNDAI TOURNAMENT OF CHAMPIONS</b>						
2011	Jonathan Byrd*	268	Robert Garrigus	268	Plantation Course at Kapalua	73/7,411
2012	Steve Stricker	269	Martin Laird	272	Plantation Course at Kapalua	73/7,411
2013	Dustin Johnson ~	203	Steve Stricker	207	Plantation Course at Kapalua	73/7,452
2014	Zach Johnson	273	Jordan Spieth	274	Plantation Course at Kapalua	73/7,452
2015	Patrick Reed*	271	Jimmy Walker	271	Plantation Course at Kapalua	73/7,452
2016	Jordan Spieth	262	Patrick Reed	270	Plantation Course at Kapalua	73/7,452
<b>SBS TOURNAMENT OF CHAMPIONS</b>						
2017	Justin Thomas	270	Hideki Matsuyama	273	Plantation Course at Kapalua	73/7,452
<b>SENTRY TOURNAMENT OF CHAMPIONS</b>						
2018	Dustin Johnson	268	John Rahm	276	Plantation Course at Kapalua	73/7,452
2019	Xander Schauffele	269	Gary Woodland	270	Plantation Course at Kapalua	73/7,518
2020	Justin Thomas*	278	Patrick Reed	278	Plantation Course at Kapalua	73/7,596
			Xander Schauffele	278		
2021	Harris English*	267	Joaquin Niemann	267	Plantation Course at Kapalua	73/7,596
2022	Cameron Smith	258	Jon Rahm	259	Plantation Course at Kapalua	73/7,596
2023	Jon Rahm	265	Collin Morikawa	267	Plantation Course at Kapalua	73/7,596
<b>THE SENTRY</b>						
2024	Chris Kirk	263	Sahith Theegala	264	Plantation Course at Kapalua	73/7,596

KEY: \* = Playoff ~ = Weather-shortened

# Competitors' Capsules

## LUDVIG ÅBERG

**PGA TOUR VICTORIES (1): 2023** The RSM Classic.

**INTERNATIONAL VICTORIES (1): 2023** Omega European Masters.

### 2024 Season

Tournament	Position	Scores	Total Score	Total Par	FedExCup Points
The Sentry	T47	69-70-77-63	279	-13	14
Sony Open in Hawaii	T30	70-65-70-66	271	-9	20
Farmers Insurance Open	T9	68-72-69-70	279	-9	72
AT&T Pebble Beach Pro-Am	2	68-65-67	200	-16	400
The Genesis Invitational	T19	68-72-70-68	278	-6	95
Arnold Palmer Inv't'l	T25	73-74-69-72	288	E	65
THE PLAYERS Championship	8	67-73-67-67	274	-14	225
Valero Texas Open	T14	72-71-67-73	283	-5	47
Masters Tournament	2	73-69-70-69	281	-7	400
RBC Heritage	T10	66-66-68-72	272	-12	170
PGA Championship	CUT	72-70	142	E	0
the Memorial Tournament	T5	68-72-72-74	286	-2	275
U.S. Open	T12	66-69-73-73	281	+1	150
Travelers Championship	T27	67-69-62-71	269	-11	57
Genesis Scottish Open	T4	64-64-65-73	266	-14	100
The Open Championship	CUT	75-76	151	+9	0
Men's Olympic Golf	T18	68-70-66-72	276	-8	0
FedEx St. Jude Champ	T40	71-68-70-68	277	-3	0
BMW Championship	T2	72-63-71-71	277	-11	0
TOUR Championship	16	71-68-68-70	277	-7	0
The RSM Classic	T17	73-64-71-64	272	-10	0

## BYEONG HUN AN

**BEST PGA TOUR CAREER FINISH: 2-2016** Zurich Classic of New Or.**2-2018** the Memorial Tournament, RBC Canadian Open.**2-2023** Wyndham Championship.**2-2024** Sony Open in Hawaii.

**KORN FERRY TOUR VICTORIES (1): 2022** LECOM Suncoast Classic.

**INTERNATIONAL VICTORIES (7): 2014** Rolex Trophy, Rolex Trophy. **2015** BMW PGA Championship, Shinhan Donghae Open, Shinhan Donghae Open, BMW PGA Championship. **2024** Genesis Championship (co-sanctioned with KPGA Tour).

### 2024 Season

Tournament	Position	Scores	Total Score	Total Par	FedExCup Points
The Sentry	4	68-64-68-66	266	-26	325
Sony Open in Hawaii	T2	67-64-68-64	263	-17	245
AT&T Pebble Beach Pro-Am	T31	71-71-67	209	-7	30
WM Phoenix Open	T66	70-68-75-70	283	-1	3
The Genesis Invitational	T16	67-72-70-68	277	-7	115
Cognizant Classic	T21	67-71-71-65	274	-10	37
Arnold Palmer Inv't'l	T8	71-69-76-68	284	-4	191
THE PLAYERS Championship	CUT	69-80	149	+5	0
Valero Texas Open	CUT	74-75	149	+5	0
Masters Tournament	T16	70-73-72-75	290	+2	112
RBC Heritage	67	68-66-72-80	286	+2	6
THE CJ CUP Byron Nelson	T4	66-67-66-65	264	-20	108
Wells Fargo Championship	3	70-68-71-66	275	-9	350
PGA Championship	T43	71-67-72-68	278	-6	14
the Memorial Tournament	T22	71-73-73-75	292	+4	80
U.S. Open	CUT	74-78	152	+12	0
Genesis Scottish Open	CUT	65-73	138	-2	0
The Open Championship	T13	75-71-68-71	285	+1	135
Men's Olympic Golf	T24	72-68-66-72	278	-6	0
FedEx St. Jude Champ	T33	69-70-68-69	276	-4	0
BMW Championship	T13	72-69-71-71	283	-5	0
TOUR Championship	T21	69-71-69-69	278	-6	0

## CHRISTIAAN BEZUIDENHOUT

**BEST PGA TOUR CAREER FINISH: 2-2022** John Deere Classic.**2-2024** The American Express.

**INTERNATIONAL VICTORIES (9): 2016** Sun Fish River Challenge, Sun Fish River Challenge, Sun Fish River Challenge. **2019** Estrella Damm N.A. Andalucia Masters, Estrella Damm N.A. Andalucia Masters. **2020** Dimension Data Pro-Am, Alfred Dunhill Championship, South African Open, Dimension Data Pro-Am.

### 2024 Season

Tournament	Position	Scores	Total Score	Total Par	FedExCup Points
The American Express	2	63-67-65-65	260	-28	300
Farmers Insurance Open	CUT	72-70	142	-2	0
AT&T Pebble Beach Pro-Am	T20	69-70-68	207	-9	87
WM Phoenix Open	T28	67-72-69-68	276	-8	23
The Genesis Invitational	T24	69-69-70-71	279	-5	65
Cognizant Classic	CUT	70-71	141	-1	0
Arnold Palmer Inv't'l	T44	74-73-71-73	291	+3	16
THE PLAYERS Championship	T13	69-70-68-70	277	-11	135
Valspar Championship	T9	69-69-72-67	277	-7	77
Valero Texas Open	T25	73-71-69-71	284	-4	30
RBC Heritage	T28	68-70-73-65	276	-8	50
Wells Fargo Championship	T16	70-69-72-72	283	-1	110
PGA Championship	CUT	74-68	142	E	0
Charles Schwab Challenge	T17	68-72-70-68	278	-2	45
the Memorial Tournament	4	72-67-74-72	285	-3	325
U.S. Open	T32	72-71-72-72	287	+7	26
Travelers Championship	T23	66-70-68-64	268	-12	77
Genesis Scottish Open	W/D	69	69	-1	0
The Open Championship	CUT	75-74	149	+7	0
Men's Olympic Golf	16	70-71-64-69	274	-10	0
Wyndham Championship	T22	70-66-63-71	270	-10	36
FedEx St. Jude Champ	T22	70-66-70-68	274	-6	0
BMW Championship	T33	74-72-74-69	289	+1	0
TOUR Championship	T29	71-69-73-74	287	+3	0

## AKSHAY BHATIA

**PGA TOUR VICTORIES (2): 2023** Barracuda Championship. **2024** Valero Texas Open.

**KORN FERRY TOUR VICTORIES (1): 2022** The Bahamas Great Exuma.

### 2024 Season

Tournament	Position	Scores	Total Score	Total Par	FedExCup Points
The Sentry	T14	69-64-66-71	270	-22	113
Sony Open in Hawaii	T13	69-64-68-67	268	-12	55
The American Express	CUT	70-67-67	204	-12	0
Farmers Insurance Open	T13	70-71-69-70	280	-8	53
WM Phoenix Open	CUT	75-71	146	+4	0
Cognizant Classic	CUT	71-74	145	+3	0
THE PLAYERS Championship	CUT	72-72	144	E	0
Valspar Championship	T17	74-68-70-68	280	-4	43
Texas Children's Houston	T11	67-68-67-69	271	-9	65
Valero Texas Open	1	63-70-68-67	268	-20	500
Masters Tournament	T35	72-75-74-73	294	+6	24
RBC Heritage	T18	71-67-69-68	275	-9	87
Wells Fargo Championship	42	74-70-71-74	289	+5	18
PGA Championship	CUT	73-70	143	+1	0
Charles Schwab Challenge	CUT	73-72	145	+5	0
RBC Canadian Open	T60	69-69-74-69	281	+1	4
the Memorial Tournament	T22	69-72-75-76	292	+4	80
U.S. Open	T16	68-71-73-71	283	+3	115
Travelers Championship	T5	64-65-64-69	262	-18	262
Rocket Mortgage Classic	T2	64-67-68-72	271	-17	183
The Open Championship	CUT	76-73	149	+7	0
3M Open	T64	70-69-67-76	282	-2	4
Wyndham Championship	CUT	69-69	138	-2	0
FedEx St. Jude Champ	T12	69-68-66-68	271	-9	0
BMW Championship	45	72-68-76-77	293	+5	0
TOUR Championship	26	70-69-71-71	281	-3	0
Grant Thornton Inv't'l	T3	59-68-64	191	-25	0

# Competitors' Capsules

## KEEGAN BRADLEY

**PGA TOUR VICTORIES (7):** 2011 HP Byron Nelson Champ, PGA Championship. 2012 WGC-Bridgestone Invit'l. 2018 BMW Championship. 2023 ZOZO CHAMPIONSHIP, Travelers Championship. 2024 BMW Championship.

**OTHER VICTORIES (7):** 2011 Franklin Templeton Shootout [with Brendan Steele], PGA Grand Slam of Golf. 2015 CVS Health Charity Classic [with Jon Curran]. 2016 CVS Health Charity Classic [with Jon Curran]. 2017 CVS Health Charity Classic [with Billy Andrade and Brooke Henderson]. 2018 CVS Health Charity Classic [with Billy Andrade and Brooke Henderson]. 2019 CVS Health Charity Classic [with Billy Andrade and Brooke Henderson].

### 2024 Season

Tournament	Position	Scores	Total Score	Total Par	FedExCup Points
The Sentry	T45	69-70-72-67	278	-14	16
Sony Open in Hawaii	T2	67-66-63-67	263	-17	245
Farmers Insurance Open	T43	73-68-71-73	285	-3	10
AT&T Pebble Beach Pro-Am	T11	70-66-69	205	-11	155
The Genesis Invitational	CUT	71-73	144	+2	0
Arnold Palmer Inv't'l	T36	71-75-70-74	290	+2	20
THE PLAYERS Championship	CUT	72-78	150	+6	0
Valspar Championship	CUT	72-71	143	+1	0
Masters Tournament	T22	78-71-74-69	292	+4	72
RBC Heritage	T55	76-69-68-69	282	-2	10
Wells Fargo Championship	T21	70-70-72-72	284	E	90
PGA Championship	T18	69-67-68-69	273	-11	100
Charles Schwab Challenge	T2	68-66-70-67	271	-9	245
the Memorial Tournament	T43	70-69-78-80	297	+9	17
U.S. Open	T32	74-70-72-71	287	+7	26
Travelers Championship	T39	69-67-70-66	272	-8	20
The Open Championship	CUT	74-75	149	+7	0
3M Open	T46	70-70-68-71	279	-5	9
Wyndham Championship	T22	69-64-67-70	270	-10	36
FedEx St. Jude Champ	T59	69-70-74-68	281	+1	0
BMW Championship	1	66-68-70-72	276	-12	0
TOUR Championship	T21	69-74-71-68	282	-2	0

## SAM BURNS

**PGA TOUR VICTORIES (5):** 2021 Valspar Championship. 2022 Sanderson Farms Champ., Valspar Championship, Charles Schwab Challenge. 2023 WGC-Dell Tech Match Play.

**KORN FERRY TOUR VICTORIES (1):** 2018 Savannah Golf Championshi.

### 2024 Season

Tournament	Position	Scores	Total Score	Total Par	FedExCup Points
The Sentry	T33	69-68-68-69	274	-18	27
The American Express	T6	66-61-65-71	263	-25	91
AT&T Pebble Beach Pro-Am	10	68-69-67	204	-12	175
WM Phoenix Open	T3	68-67-67-64	266	-18	162
The Genesis Invitational	T10	70-71-68-67	276	-8	150
Arnold Palmer Inv't'l	T30	68-72-71-78	289	+1	37
THE PLAYERS Championship	T45	73-70-65-76	284	-4	14
Valspar Championship	CUT	71-72	143	+1	0
Masters Tournament	CUT	80-73	153	+9	0
RBC Heritage	T44	70-69-72-69	280	-4	15
Wells Fargo Championship	T13	71-68-70-73	282	-2	135
PGA Championship	CUT	72-73	145	+3	0
RBC Canadian Open	T10	63-71-67-70	271	-9	67
the Memorial Tournament	T15	71-75-71-73	290	+2	115
U.S. Open	T9	73-67-73-67	280	E	180
Travelers Championship	T55	67-68-69-72	276	-4	9
The Open Championship	T31	76-69-65-80	290	+6	28
3M Open	T12	70-65-69-69	273	-11	55
FedEx St. Jude Champ	T5	67-63-70-67	267	-13	0
BMW Championship	T2	73-68-71-65	277	-11	0
TOUR Championship	T12	67-68-68-70	273	-11	0

## RAFAEL CAMPOS

**PGA TOUR VICTORIES (1):** 2024 Butterfield Bermuda Champ.

**KORN FERRY TOUR VICTORIES (1):** 2019 The Bahamas Great Abaco.

### 2024 Season

Tournament	Position	Scores	Total Score	Total Par	FedExCup Points
Farmers Insurance Open	T20	70-69-71-71	281	-7	41
Mexico Open at Vidanta	T38	70-67-72-68	277	-7	14
Puerto Rico Open	T18	65-67-76-67	275	-13	27
Valspar Championship	CUT	72-71	143	+1	0
Texas Children's Houston	CUT	78-73	151	+11	0
Valero Texas Open	CUT	76-76	152	+8	0
Corales Puntacana	T14	68-68-70-69	275	-13	30
Zurich Classic	38	63-73-65-73	274	-14	2
THE CJ CUP Byron Nelson	T9	67-67-69-63	266	-18	72
Myrtle Beach Classic	CUT	71-70	141	-1	0
Charles Schwab Challenge	CUT	73-72	145	+5	0
RBC Canadian Open	CUT	70-76	146	+6	0
Rocket Mortgage Classic	CUT	73-73	146	+2	0
John Deere Classic	CUT	68-70	138	-4	0
ISCO Championship	CUT	73-73	146	+2	0
Barracuda Championship	CUT	73-72	145	+3	0
3M Open	CUT	73-73	146	+4	0
Men's Olympic Golf	T30	73-70-70-67	280	-4	0
Wyndham Championship	CUT	67-71	138	-2	0
Procore	T13	69-67-75-68	279	-9	47
Sanderson Farms Champ	CUT	74-67	141	-3	0
Black Desert Championship	CUT	71-67	138	-4	0
Shriners Children's Open	CUT	73-77	150	+8	0
World Wide Technology	CUT	73-72	145	+1	0
Butterfield Bermuda Champ	1	70-65-62-68	265	-19	500
The RSM Classic	CUT	71-73	144	+2	0

## PATRICK CANTLAY

**PGA TOUR VICTORIES (8):** 2018 Shriners Hospitals. 2019 the Memorial Tournament. 2021 ZOZO CHAMPIONSHIP, the Memorial Tournament, BMW Championship, TOUR Championship. 2022 Zurich Classic of New Or, BMW Championship.

**KORN FERRY TOUR VICTORIES (1):** 2013 Colombia Championship.

### 2024 Season

Tournament	Position	Scores	Total Score	Total Par	FedExCup Points
The Sentry	T12	66-68-68-67	269	-23	150
The American Express	T52	64-66-67-76	273	-15	6
Farmers Insurance Open	T56	65-73-74-75	287	-1	5
AT&T Pebble Beach Pro-Am	T11	64-70-71	205	-11	155
The Genesis Invitational	T4	64-65-70-72	271	-13	300
Arnold Palmer Inv't'l	T36	74-72-70-74	290	+2	20
THE PLAYERS Championship	T68	72-70-73-75	290	+2	5
Masters Tournament	T22	71-75-70-76	292	+4	72
RBC Heritage	T3	67-66-68-68	269	-15	337
Zurich Classic	T23	65-67-68-70	270	-18	8
Wells Fargo Championship	T29	73-72-72-69	286	+2	45
PGA Championship	T53	70-68-73-68	279	-5	10
the Memorial Tournament	CUT	75-76	151	+7	0
U.S. Open	T3	65-71-70-70	276	-4	337
Travelers Championship	T5	68-65-64-65	262	-18	262
The Open Championship	T25	73-68-75-73	289	+5	62
FedEx St. Jude Champ	T12	72-67-66-66	271	-9	0
BMW Championship	T13	71-68-72-72	283	-5	0
TOUR Championship	T17	69-70-71-67	277	-7	0

# Competitors' Capsules

## WYNDHAM CLARK

**PGA TOUR VICTORIES (3): 2023** Wells Fargo Championship, U.S. Open. **2024** AT&T Pebble Beach Pro-Am.

### 2024 Season

Tournament	Position	Scores	Total Score	Total Par	FedExCup Points
The Sentry	T29	71-68-71-63	273	-19	47
The American Express	T39	70-64-68-69	271	-17	13
AT&T Pebble Beach Pro-Am	1	72-67-60	199	-17	700
WM Phoenix Open	T41	72-65-66-75	278	-6	11
The Genesis Invitational	CUT	71-73	144	+2	0
Arnold Palmer Inv't'l	2	71-66-71-70	278	-10	400
THE PLAYERS Championship	T2	65-65-70-69	269	-19	358
Texas Children's Houston	T31	70-68-72-66	276	-4	23
Masters Tournament	CUT	73-78	151	+7	0
RBC Heritage	T3	72-66-66-65	269	-15	337
Wells Fargo Championship	T47	73-73-72-73	291	+7	13
PGA Championship	CUT	71-75	146	+4	0
the Memorial Tournament	CUT	77-72	149	+5	0
U.S. Open	T56	73-71-71-77	292	+12	8
Travelers Championship	T9	66-68-66-63	263	-17	173
Genesis Scottish Open	T10	68-68-69-62	267	-13	65
The Open Championship	CUT	78-80	158	+16	0
Men's Olympic Golf	T14	75-68-65-65	273	-11	0
FedEx St. Jude Champ	T7	68-69-67-64	268	-12	0
BMW Championship	T13	72-68-69-74	283	-5	0
TOUR Championship	8	67-67-68-69	271	-13	0
Procore	CUT	70-76	146	+2	0

## ERIC COLE

**BEST PGA TOUR CAREER FINISH: 2-2023** The Honda Classic, ZOZO CHAMPIONSHIP. **3-2023** Shriners Children's Open, The RSM Classic.

### 2024 Season

Tournament	Position	Scores	Total Score	Total Par	FedExCup Points
The Sentry	T14	70-66-69-65	270	-22	113
Sony Open in Hawaii	T13	66-72-64-66	268	-12	55
The American Express	T21	66-64-66-72	268	-20	40
Farmers Insurance Open	CUT	74-74	148	+4	0
AT&T Pebble Beach Pro-Am	T14	68-71-67	206	-10	118
WM Phoenix Open	T49	70-69-70-70	279	-5	8
The Genesis Invitational	T10	73-69-65-69	276	-8	150
Cognizant Classic	CUT	78-71	149	+7	0
Arnold Palmer Inv't'l	T21	70-73-70-74	287	-1	87
THE PLAYERS Championship	CUT	72-74	146	+2	0
Valspar Championship	T33	73-67-71-71	282	-2	17
Valero Texas Open	CUT	74-74	148	+4	0
Masters Tournament	52	73-72-81-73	299	+11	12
RBC Heritage	T33	70-68-67-72	277	-7	26
Zurich Classic	CUT	69-69	138	-6	0
Wells Fargo Championship	68	73-72-80-77	302	+18	6
PGA Championship	CUT	71-71	142	E	0
Charles Schwab Challenge	CUT	72-71	143	+3	0
RBC Canadian Open	CUT	74-70	144	+4	0
the Memorial Tournament	T45	70-75-74-79	298	+10	15
U.S. Open	CUT	73-73	146	+6	0
Travelers Championship	T48	69-75-66-65	275	-5	12
Rocket Mortgage Classic	T6	66-68-70-69	273	-15	88
John Deere Classic	T7	62-68-64-69	263	-21	80
Genesis Scottish Open	T46	71-64-69-69	273	-7	8
The Open Championship	T31	72-73-72-73	290	+6	28
Wyndham Championship	T7	68-68-69-63	268	-12	80
FedEx St. Jude Champ	T18	71-67-72-63	273	-7	0
BMW Championship	T46	77-68-78-72	295	+7	0
Procore	CUT	72-71	143	-1	0
Sanderson Farms Champ	T16	66-67-69-69	271	-17	0
Shriners Children's Open	CUT	69-73	142	E	0
ZOZO CHAMPIONSHIP	T6	64-67-70-66	267	-13	0
The RSM Classic	T15	68-72-68-63	271	-11	0

## COREY CONNERS

**PGA TOUR VICTORIES (2): 2019** Valero Texas Open. **2023** Valero Texas Open.

### 2024 Season

Tournament	Position	Scores	Total Score	Total Par	FedExCup Points
The Sentry	T33	69-70-68-67	274	-18	27
Sony Open in Hawaii	T57	70-68-66-70	274	-6	4
AT&T Pebble Beach Pro-Am	T31	70-70-69	209	-7	30
WM Phoenix Open	T28	68-69-73-66	276	-8	23
The Genesis Invitational	T24	70-65-70-74	279	-5	65
Cognizant Classic	T41	69-71-71-66	277	-7	12
Arnold Palmer Inv't'l	T18	70-71-71-74	286	-2	105
THE PLAYERS Championship	T13	68-68-73-68	277	-11	135
Valero Texas Open	T25	70-71-75-68	284	-4	30
Masters Tournament	T38	70-76-76-73	295	+7	20
RBC Heritage	T44	69-71-66-74	280	-4	15
Zurich Classic	T11	63-69-66-70	268	-20	30
Wells Fargo Championship	T13	70-68-74-70	282	-2	135
PGA Championship	T26	70-71-67-67	275	-9	50
RBC Canadian Open	6	69-67-67-65	268	-12	100
the Memorial Tournament	T20	68-76-76-71	291	+3	97
U.S. Open	T9	69-70-71-70	280	E	180
Travelers Championship	T27	67-70-66-66	269	-11	57
Genesis Scottish Open	T10	65-67-68-67	267	-13	65
The Open Championship	T25	71-70-80-68	289	+5	62
Men's Olympic Golf	T9	68-69-69-66	272	-12	0
FedEx St. Jude Champ	T50	69-70-70-70	279	-1	0
BMW Championship	T22	68-70-73-73	284	-4	0
Procore	T7	73-64-66-73	276	-12	0
Grant Thornton Invit'l	T4	59-71-62	192	-24	0

## CAM DAVIS

**PGA TOUR VICTORIES (2): 2021** Rocket Mortgage. **2024** Rocket Mortgage Classic.

**KORN FERRY TOUR VICTORIES (1): 2018** Nashville Golf Open.

**INTERNATIONAL VICTORIES (2): 2017** Emirates Australian Open, Emirates Australian Open.

### 2024 Season

Tournament	Position	Scores	Total Score	Total Par	FedExCup Points
The Sentry	T52	75-68-73-65	281	-11	11
Sony Open in Hawaii	T30	62-70-70-69	271	-9	20
The American Express	CUT	68-65-73	206	-10	0
AT&T Pebble Beach Pro-Am	T20	70-69-68	207	-9	87
The Genesis Invitational	49	65-73-73-75	286	+2	13
Arnold Palmer Inv't'l	T18	72-70-74-70	286	-2	105
THE PLAYERS Championship	CUT	79-82	161	+17	0
Texas Children's Houston	T21	68-71-68-67	274	-6	37
Masters Tournament	T12	69-72-73-75	289	+1	140
RBC Heritage	T49	70-74-70-67	281	-3	12
Wells Fargo Championship	T38	70-69-72-77	288	+4	20
PGA Championship	CUT	78-71	149	+7	0
Charles Schwab Challenge	T56	69-70-69-76	284	+4	5
the Memorial Tournament	T50	73-72-77-79	301	+13	12
U.S. Open	CUT	77-72	149	+9	0
Travelers Championship	T48	65-71-69-70	275	-5	12
Rocket Mortgage Classic	1	68-66-66-70	270	-18	500
Genesis Scottish Open	T26	68-66-66-70	270	-10	28
3M Open	T19	68-69-65-72	274	-10	43
Wyndham Championship	CUT	69-73	142	+2	0
FedEx St. Jude Champ	T40	70-69-71-67	277	-3	0
BMW Championship	T5	72-70-72-66	280	-8	0
Shriners Children's Open	CUT	75-78	153	+11	0



# Competitors' Capsules

## JASON DAY

**PGA TOUR VICTORIES (13):** 2010 HP Byron Nelson Champ. 2014 WGC-Accenture Match Play. 2015 Farmers Insurance Open, RBC Canadian Open, PGA Championship, The Barclays, BMW Championship. 2016 Arnold Palmer Inv't'l, WGC-Dell Match Play, THE PLAYERS Championship. 2018 Farmers Insurance Open, Wells Fargo Championship. 2023 AT&T Byron Nelson.

**KORN FERRY TOUR VICTORIES (1):** 2007 Legend Financial Group.

**OTHER VICTORIES (6):** 2013 ISPS Handa World Cup [with Adam Scott], ISPS Handa World Cup [individual], ISPS Handa World Cup [individual], ISPS Handa World Cup [with Adam Scott]. 2015 Franklin Templeton Shootout [with Cameron Tringale], Franklin Templeton Shootout [with Cameron Tringale].

### 2024 Season

Tournament	Position	Scores	Total Score	Total Par	FedExCup Points
The Sentry	T10	65-69-67-67	268	-24	170
The American Express	T34	68-66-68-68	270	-18	20
Farmers Insurance Open	CUT	74-71	145	+1	0
AT&T Pebble Beach Pro-Am	T6	69-71-63	203	-13	237
The Genesis Invitational	9	65-69-69-72	275	-9	200
Arnold Palmer Inv't'l	T36	70-74-73-73	290	+2	20
THE PLAYERS Championship	T35	67-71-72-72	282	-6	22
Texas Children's Houston	CUT	72-70	142	+2	0
Masters Tournament	T30	75-73-76-69	293	+5	40
RBC Heritage	T18	68-69-72-66	275	-9	87
THE CJ CUP Byron Nelson	T59	66-70-71-68	275	-9	5
Wells Fargo Championship	T4	68-67-73-70	278	-6	312
PGA Championship	T43	71-67-69-71	278	-6	14
the Memorial Tournament	T33	73-75-69-77	294	+6	26
U.S. Open	CUT	71-77	148	+8	0
Travelers Championship	T44	71-70-64-69	274	-6	16
John Deere Classic	T23	69-67-66-66	268	-16	37
The Open Championship	T13	73-68-76-68	285	+1	135
Men's Olympic Golf	T9	69-68-67-68	272	-12	0
FedEx St. Jude Champ	T22	72-67-65-70	274	-6	0
BMW Championship	T33	78-69-71-71	289	+1	0
Grant Thornton Inv't'l	T6	62-67-67	196	-20	0

## THOMAS DETRY

**BEST PGA TOUR CAREER FINISH:** 2-2023 Butterfield Bermuda Champ. 2-2024 Texas Children's Houston. 4-2024 AT&T Pebble Beach Pro-Am, PGA Championship.

**INTERNATIONAL VICTORIES (1):** 2016 Bridgestone Challenge.

### 2024 Season

Tournament	Position	Scores	Total Score	Total Par	FedExCup Points
The American Express	CUT	70-66-72	208	-8	0
Farmers Insurance Open	T20	66-68-73-74	281	-7	41
AT&T Pebble Beach Pro-Am	T4	63-70-69	202	-14	312
WM Phoenix Open	T28	69-68-71-68	276	-8	23
Mexico Open at Vidanta	CUT	78-69	147	+5	0
Cognizant Classic	CUT	73-80	153	+11	0
THE PLAYERS Championship	T62	71-72-74-70	287	-1	7
Valspar Championship	T17	69-71-69-71	280	-4	43
Texas Children's Houston	T2	70-64-67-68	269	-11	167
RBC Heritage	T28	68-68-67-73	276	-8	50
Zurich Classic	T8	62-71-64-69	266	-22	52
THE CJ CUP Byron Nelson	CUT	70-67	137	-5	0
PGA Championship	T4	66-67-70-66	269	-15	312
Charles Schwab Challenge	T56	69-71-71-73	284	+4	5
the Memorial Tournament	T41	72-76-71-77	296	+8	19
U.S. Open	T14	69-67-76-70	282	+2	130
Travelers Championship	T55	69-68-69-70	276	-4	9
Genesis Scottish Open	T26	64-69-69-68	270	-10	28
Men's Olympic Golf	T9	71-63-69-69	272	-12	0
Wyndham Championship	CUT	70-70	140	E	0
FedEx St. Jude Champ	T46	74-68-71-65	278	-2	0
BMW Championship	T31	72-70-72-74	288	E	0

## NICK DUNLAP

**PGA TOUR VICTORIES (2):** 2024 The American Express, Barracuda Championship.

### 2024 Season

Tournament	Position	Scores	Total Score	Total Par	FedExCup Points
The American Express	1	64-65-60-70	259	-29	0
AT&T Pebble Beach Pro-Am	80	76-74-73	223	+7	4
The Genesis Invitational	CUT	70-75	145	+3	0
Cognizant Classic	T53	67-70-71-71	279	-5	6
Arnold Palmer Inv't'l	T48	72-74-75-71	292	+4	13
THE PLAYERS Championship	CUT	77-70	147	+3	0
Texas Children's Houston	T11	68-71-63-69	271	-9	65
Masters Tournament	CUT	77-74	151	+7	0
RBC Heritage	69	75-73-68-74	290	+6	6
THE CJ CUP Byron Nelson	T30	66-67-67-70	270	-14	21
Wells Fargo Championship	T24	69-72-72-72	285	+1	70
PGA Championship	CUT	74-73	147	+5	0
the Memorial Tournament	T12	70-73-70-75	288	E	145
U.S. Open	CUT	73-73	146	+6	0
Travelers Championship	66	68-70-73-68	279	-1	6
Rocket Mortgage Classic	T10	67-69-67-71	274	-14	62
John Deere Classic	CUT	69-70	139	-3	0
Barracuda Championship	1	65-69-66-62	262	-22	300
3M Open	CUT	71-75	146	+4	0
Wyndham Championship	CUT	70-68	138	-2	0
FedEx St. Jude Champ	T5	67-65-66-69	267	-13	0
BMW Championship	T31	69-72-70-77	288	E	0
Sanderson Farms Champ	T28	69-66-70-68	273	-15	0
Grant Thornton Inv't'l	T16	65-76-64	205	-11	0

## NICO ECHAVARRIA

**PGA TOUR VICTORIES (2):** 2023 Puerto Rico Open. 2024 ZOZO CHAMPIONSHIP.

**INTERNATIONAL VICTORIES (2):** 2018 Club Campestre Medellin Open [Col], Club Campestre Cali Open [Col].

### 2024 Season

Tournament	Position	Scores	Total Score	Total Par	FedExCup Points
The Sentry	T25	70-67-68-67	272	-20	67
Sony Open in Hawaii	T66	68-68-68-72	276	-4	3
The American Express	T65	67-70-65-75	277	-11	3
Farmers Insurance Open	CUT	69-73	142	-2	0
WM Phoenix Open	CUT	76-69	145	+3	0
Mexico Open at Vidanta	T24	67-69-73-66	275	-9	31
Cognizant Classic	T21	67-69-69-69	274	-10	37
Puerto Rico Open	T15	68-67-68-71	274	-14	30
THE PLAYERS Championship	CUT	73-73	146	+2	0
Valspar Championship	CUT	71-73	144	+2	0
Valero Texas Open	CUT	82-77	159	+15	0
Corales Puntacana	T14	71-64-69-71	275	-13	30
Zurich Classic	T4	64-69-63-69	265	-23	72
THE CJ CUP Byron Nelson	T24	67-68-67-67	269	-15	33
Myrtle Beach Classic	CUT	75-67	142	E	0
Charles Schwab Challenge	CUT	70-73	143	+3	0
RBC Canadian Open	CUT	78-75	153	+13	0
U.S. Open	54	72-69-78-71	290	+10	11
Rocket Mortgage Classic	T63	70-70-69-74	283	-5	4
John Deere Classic	T52	66-71-70-68	275	-9	6
Genesis Scottish Open	CUT	71-70	141	+1	0
Men's Olympic Golf	T35	74-69-71-68	282	-2	0
Wyndham Championship	T22	68-68-66-68	270	-10	36
Procore	CUT	71-71	142	-2	0
Sanderson Farms Champ	CUT	69-75	144	E	0
Black Desert Championship	T11	66-69-67-67	269	-15	55
Shriners Children's Open	CUT	70-73	143	+1	0
ZOZO CHAMPIONSHIP	1	64-64-65-67	260	-20	500
World Wide Technology	T6	69-63-68-71	271	-17	83
Butterfield Bermuda Champ	T29	69-70-68-69	276	-8	24
The RSM Classic	T2	67-67-68-65	267	-15	208



# Competitors' Capsules

## AUSTIN ECKROAT

**PGA TOUR VICTORIES (2):** 2024 Cognizant Classic, World Wide Technology.

### 2024 Season

Tournament	Position	Scores	Total Score	Total Par	FedExCup Points
Sony Open in Hawaii	T42	65-66-69-72	272	-8	10
The American Express	T25	69-65-69-66	269	-19	29
Farmers Insurance Open	T37	68-72-71-73	284	-4	16
WM Phoenix Open	CUT	71-73	144	+2	0
Mexico Open at Vidanta	T38	69-70-70-68	277	-7	14
Cognizant Classic	1	65-67-68-67	267	-17	500
Arnold Palmer Inv'tl	T36	72-69-74-75	290	+2	20
THE PLAYERS Championship	T45	71-69-68-76	284	-4	14
Valero Texas Open	T33	68-74-73-70	285	-3	20
Masters Tournament	CUT	74-77	151	+7	0
RBC Heritage	17	66-69-72-67	274	-10	115
Zurich Classic	T11	64-72-63-69	268	-20	30
Wells Fargo Championship	63	75-73-72-75	295	+11	7
PGA Championship	T18	67-67-69-70	273	-11	100
Charles Schwab Challenge	CUT	72-72	144	+4	0
the Memorial Tournament	T39	77-71-71-76	295	+7	20
U.S. Open	74	72-72-78-78	300	+20	5
Travelers Championship	T27	70-67-65-67	269	-11	57
Genesis Scottish Open	CUT	67-71	138	-2	0
The Open Championship	T66	73-73-72-78	296	+12	6
3M Open	CUT	70-72	142	E	0
Wyndham Championship	6	64-72-64-67	267	-13	100
FedEx St. Jude Champ	T18	69-68-71-65	273	-7	0
BMW Championship	T46	71-73-74-77	295	+7	0
Shriners Children's Open	T46	68-71-68-70	277	-7	0
World Wide Technology	1	68-67-66-63	264	-24	0
The RSM Classic	T17	67-70-69-66	272	-10	0

## TONY FINAU

**PGA TOUR VICTORIES (6):** 2016 Puerto Rico Open. **2021** THE NORTHERN TRUST. **2022** 3M Open, Rocket Mortgage. **2023** Cadence Bank Houston, Mexico Open at Vidanta.

**KORN FERRY TOUR VICTORIES (1):** 2014 Stonebrae Classic.

### 2024 Season

Tournament	Position	Scores	Total Score	Total Par	FedExCup Points
The Sentry	T38	69-66-71-69	275	-17	21
The American Express	T25	68-67-67-67	269	-19	29
Farmers Insurance Open	T6	69-66-74-69	278	-10	91
AT&T Pebble Beach Pro-Am	T47	72-72-67	211	-5	13
The Genesis Invitational	T19	70-67-70-71	278	-6	95
Mexico Open at Vidanta	T13	69-67-69-68	273	-11	54
THE PLAYERS Championship	T45	69-72-69-74	284	-4	14
Valspar Championship	CUT	72-75	147	+5	0
Texas Children's Houston	T2	69-62-72-66	269	-11	167
Masters Tournament	T55	71-78-72-80	301	+13	10
RBC Heritage	T12	70-69-69-65	273	-11	136
Wells Fargo Championship	T52	72-73-73-74	292	+8	10
PGA Championship	T18	65-69-69-70	273	-11	100
Charles Schwab Challenge	T17	66-69-68-75	278	-2	45
the Memorial Tournament	T8	71-70-73-73	287	-1	191
U.S. Open	T3	68-69-72-67	276	-4	337
Travelers Championship	T5	65-67-64-66	262	-18	262
The Open Championship	CUT	71-81	152	+10	0
3M Open	T12	67-69-70-67	273	-11	55
FedEx St. Jude Champ	T16	69-66-68-69	272	-8	0
BMW Championship	T13	70-73-72-68	283	-5	0
TOUR Championship	T23	70-66-74-71	281	-3	0

## MATT FITZPATRICK

**PGA TOUR VICTORIES (2):** 2022 U.S. Open. **2023** RBC Heritage.

**INTERNATIONAL VICTORIES (13):** 2015 British Masters, British Masters. **2016** Nordea Masters, DP World Tour Championship, Nordea Masters, DP World Tour Championship. **2017** Omega European Masters, Omega European Masters. **2018** Omega European Masters, Omega European Masters. **2020** DP World Tour Championship, Dubai. **2021** Estrella Damm N.A. Andalusia Masters. **2023** Alfred Dunhill Links Championship.

### 2024 Season

Tournament	Position	Scores	Total Score	Total Par	FedExCup Points
The Sentry	T14	69-64-69-68	270	-22	113
Sony Open in Hawaii	CUT	69-71	140	E	0
AT&T Pebble Beach Pro-Am	T58	69-68-76	213	-3	7
WM Phoenix Open	T15	69-66-70-68	273	-11	54
The Genesis Invitational	CUT	75-71	146	+4	0
Cognizant Classic	T21	70-67-70-67	274	-10	37
Arnold Palmer Inv'tl	CUT	74-75	149	+5	0
THE PLAYERS Championship	5	66-69-68-69	272	-16	300
Valero Texas Open	T10	71-74-70-67	282	-6	67
Masters Tournament	T22	71-73-73-75	292	+4	72
RBC Heritage	T28	70-66-70-70	276	-8	50
Zurich Classic	T11	66-68-65-69	268	-20	30
Wells Fargo Championship	T52	74-73-78-67	292	+8	10
PGA Championship	CUT	69-73	142	E	0
the Memorial Tournament	T5	73-70-74-69	286	-2	275
U.S. Open	T64	73-72-79-69	293	+13	7
Travelers Championship	T36	74-65-63-69	271	-9	23
Genesis Scottish Open	T39	67-69-66-70	272	-8	14
The Open Championship	T50	70-78-73-72	293	+9	11
Men's Olympic Golf	W/D	73-64-81	218	+5	0
FedEx St. Jude Champ	T18	70-65-68-70	273	-7	0
BMW Championship	T28	74-72-71-70	287	-1	0

## BRICE GARNETT

**PGA TOUR VICTORIES (2):** 2018 Corales Puntacana. **2024** Puerto Rico Open.

**KORN FERRY TOUR VICTORIES (2):** 2017 Utah Championship, WinCo Foods Portland Open.

### 2024 Season

Tournament	Position	Scores	Total Score	Total Par	FedExCup Points
Puerto Rico Open	1	66-66-68-69	269	-19	300
THE PLAYERS Championship	T35	71-72-67-72	282	-6	22
Valspar Championship	CUT	70-74	144	+2	0
RBC Heritage	T18	69-68-66-72	275	-9	87
Zurich Classic	T11	66-69-65-68	268	-20	30
THE CJ CUP Byron Nelson	CUT	74-65	139	-3	0
PGA Championship	T35	72-67-69-68	276	-8	23
RBC Canadian Open	CUT	73-73	146	+6	0
Rocket Mortgage Classic	CUT	75-70	145	+1	0
John Deere Classic	T34	68-69-70-65	272	-12	17
Genesis Scottish Open	CUT	75-71	146	+6	0
3M Open	T33	71-69-66-70	276	-8	21
Wyndham Championship	T41	69-67-70-68	274	-6	13
Sanderson Farms Champ	T63	71-66-72-71	280	-8	4
Black Desert Championship	CUT	75-66	141	-1	0
Shriners Children's Open	CUT	71-71	142	E	0
The RSM Classic	CUT	71-73	144	+2	0

# Competitors' Capsules

## CHRIS GOTTERUP

**PGA TOUR VICTORIES (1): 2024 Myrtle Beach Classic.**

### 2024 Season

Tournament	Position	Scores	Total Score	Total Par	FedExCup Points
The American Express	CUT	77-68-66	211	-5	0
Farmers Insurance Open	T50	68-71-75-72	286	-2	7
WM Phoenix Open	CUT	70-73	143	+1	0
Mexico Open at Vidanta	W/D	69	69	-2	0
Cognizant Classic	T35	70-69-70-67	276	-8	18
Puerto Rico Open	CUT	68-73	141	-3	0
Valspar Championship	T61	68-73-75-70	286	+2	4
Texas Children's Houston	T57	67-74-70-69	280	E	5
Valero Texas Open	CUT	76-73	149	+5	0
Corales Puntacana	CUT	70-71	141	-3	0
Zurich Classic	T11	64-72-63-69	268	-20	30
THE CJ CUP Byron Nelson	T24	67-69-65-68	269	-15	33
Myrtle Beach Classic	1	66-64-65-67	262	-22	300
PGA Championship	CUT	74-71	145	+3	0
Charles Schwab Challenge	CUT	76-70	146	+6	0
the Memorial Tournament	CUT	73-76	149	+5	0
Travelers Championship	T61	75-65-68-69	277	-3	7
Rocket Mortgage Classic	T67	71-69-68-77	285	-3	3
John Deere Classic	CUT	66-73	139	-3	0
Genesis Scottish Open	CUT	66-77	143	+3	0
3M Open	T59	69-69-71-72	281	-3	4
Wyndham Championship	T22	65-69-69-67	270	-10	36
Procore	CUT	74-68	142	-2	0
Sanderson Farms Champ	CUT	71-70	141	-3	0
Shriners Children's Open	45	71-67-71-67	276	-8	11
ZOZO CHAMPIONSHIP	T71	72-69-77-66	284	+4	2

## MAX GREYSERMAN

**BEST PGA TOUR CAREER FINISH: 2-2024 3M Open, Wyndham Championship, ZOZO CHAMPIONSHIP.**

### 2024 Season

Tournament	Position	Scores	Total Score	Total Par	FedExCup Points
Sony Open in Hawaii	CUT	70-70	140	E	0
The American Express	T56	67-68-66-73	274	-14	5
Farmers Insurance Open	CUT	69-73	142	-2	0
Mexico Open at Vidanta	W/D	70	70	-1	0
Cognizant Classic	T47	70-66-69-73	278	-6	8
Puerto Rico Open	T15	65-69-70-70	274	-14	30
Valspar Championship	T33	69-71-72-70	282	-2	17
Texas Children's Houston	T7	67-69-67-67	270	-10	82
Valero Texas Open	CUT	77-75	152	+8	0
Corales Puntacana	T40	71-65-72-72	280	-8	9
Zurich Classic	T4	64-69-63-69	265	-23	72
THE CJ CUP Byron Nelson	CUT	66-75	141	-1	0
Myrtle Beach Classic	T40	71-68-66-72	277	-7	8
Charles Schwab Challenge	CUT	73-73	146	+6	0
RBC Canadian Open	CUT	70-75	145	+5	0
U.S. Open	T21	71-74-72-68	285	+5	85
Rocket Mortgage Classic	T31	69-70-68-72	279	-9	19
John Deere Classic	T26	66-66-68-69	269	-15	31
Genesis Scottish Open	T21	67-66-69-67	269	-11	39
Barracuda Championship	T13	68-66-67-70	271	-13	31
3M Open	2	70-68-67-63	268	-16	300
Wyndham Championship	2	69-60-66-69	264	-16	300
FedEx St. Jude Champ	T33	75-68-70-63	276	-4	0
BMW Championship	T28	78-72-66-71	287	-1	0
ZOZO CHAMPIONSHIP	T2	64-68-64-65	261	-19	0
World Wide Technology	4	68-64-69-65	266	-22	0
Grant Thornton Invit'l	T7	64-66-67	197	-19	0

## ADAM HADWIN

**PGA TOUR VICTORIES (1): 2017 Valspar Championship.**

**KORN FERRY TOUR VICTORIES (2): 2014 Chiquita Classic, Chile Classic.**

### 2024 Season

Tournament	Position	Scores	Total Score	Total Par	FedExCup Points
The Sentry	T14	70-66-70-64	270	-22	113
Sony Open in Hawaii	CUT	67-72	139	-1	0
The American Express	T6	65-65-66-67	263	-25	91
AT&T Pebble Beach Pro-Am	T39	73-67-70	210	-6	18
WM Phoenix Open	CUT	75-71	146	+4	0
The Genesis Invitational	T4	69-70-67-65	271	-13	300
Arnold Palmer Inv't'l	T52	69-75-76-74	294	+6	11
THE PLAYERS Championship	CUT	75-73	148	+4	0
Valspar Championship	T5	68-71-68-69	276	-8	96
Masters Tournament	T53	75-73-82-70	300	+12	11
RBC Heritage	T42	67-70-70-72	279	-5	18
Zurich Classic	10	63-69-64-71	267	-21	46
Wells Fargo Championship	T52	71-71-79-71	292	+8	10
PGA Championship	T60	68-72-71-69	280	-4	8
RBC Canadian Open	CUT	72-70	142	+2	0
the Memorial Tournament	3	66-72-72-74	284	-4	350
U.S. Open	CUT	74-73	147	+7	0
Travelers Championship	T27	69-69-64-67	269	-11	57
Genesis Scottish Open	T34	69-65-68-69	271	-9	20
The Open Championship	CUT	75-77	152	+10	0
3M Open	CUT	75-68	143	+1	0
Wyndham Championship	T28	66-67-68-70	271	-9	28
FedEx St. Jude Champ	T50	71-71-67-70	279	-1	0
BMW Championship	T41	76-68-75-72	291	+3	0
Shriners Children's Open	CUT	75-71	146	+4	0
The RSM Classic	T53	69-69-71-70	279	-3	0

## HARRY HALL

**PGA TOUR VICTORIES (1): 2024 ISCO Championship.**

**KORN FERRY TOUR VICTORIES (2): 2020 Wichita Open. 2022 NV5 Invitational.**

### 2024 Season

Tournament	Position	Scores	Total Score	Total Par	FedExCup Points
Sony Open in Hawaii	T42	68-68-70-66	272	-8	10
The American Express	CUT	75-68-65	208	-8	0
Farmers Insurance Open	CUT	75-68	143	-1	0
WM Phoenix Open	T41	70-70-67-71	278	-6	11
Mexico Open at Vidanta	T33	69-71-71-65	276	-8	21
Cognizant Classic	CUT	68-73	141	-1	0
Puerto Rico Open	T49	69-71-68-71	279	-9	4
THE PLAYERS Championship	CUT	77-74	151	+7	0
Valspar Championship	T67	73-69-76-70	288	+4	3
Texas Children's Houston	T28	69-71-67-68	275	-5	29
Valero Texas Open	T58	73-71-75-70	289	+1	4
Zurich Classic	T28	64-69-65-73	271	-17	4
THE CJ CUP Byron Nelson	CUT	71-66	137	-5	0
Myrtle Beach Classic	T40	72-67-68-70	277	-7	8
Charles Schwab Challenge	CUT	75-73	148	+8	0
RBC Canadian Open	T42	69-71-71-67	278	-2	10
Rocket Mortgage Classic	T31	71-69-67-72	279	-9	19
John Deere Classic	T12	63-66-70-65	264	-20	58
ISCO Championship	1	66-67-64-69	266	-22	300
3M Open	T24	72-67-69-67	275	-9	31
Wyndham Championship	CUT	70-69	139	-1	0
Black Desert Championship	T35	65-69-64-74	272	-12	19
Shriners Children's Open	T9	64-72-65-67	268	-16	70
ZOZO CHAMPIONSHIP	T13	68-69-68-64	269	-11	57
World Wide Technology	T14	70-68-69-66	273	-15	52

# Competitors' Capsules

## BRIAN HARMAN

**PGA TOUR VICTORIES (3): 2014** John Deere Classic. **2017** Wells Fargo Championship. **2023** The Open Championship.

### 2024 Season

Tournament	Position	Scores	Total Score	Total Par	FedExCup Points
The Sentry	T5	67-66-70-64	267	-25	250
Sony Open in Hawaii	T18	69-68-65-67	269	-11	44
AT&T Pebble Beach Pro-Am	T54	72-70-70	212	-4	10
WM Phoenix Open	T60	71-69-69-72	281	-3	4
The Genesis Invitational	T44	69-70-71-74	284	E	15
Arnold Palmer Inv'tl	T12	69-68-77-71	285	-3	132
THE PLAYERS Championship	T2	72-65-64-68	269	-19	358
Valspar Championship	CUT	70-74	144	+2	0
Valero Texas Open	T25	71-73-72-68	284	-4	30
Masters Tournament	CUT	81-72	153	+9	0
RBC Heritage	T12	70-69-70-64	273	-11	136
Wells Fargo Championship	T47	74-71-76-70	291	+7	13
PGA Championship	T26	72-68-68-67	275	-9	50
Charles Schwab Challenge	T24	66-69-72-72	279	-1	31
the Memorial Tournament	T33	77-69-71-77	294	+6	26
U.S. Open	T21	71-71-71-72	285	+5	85
Travelers Championship	T9	67-69-65-62	263	-17	173
Genesis Scottish Open	T21	67-67-69-66	269	-11	39
The Open Championship	T60	73-73-72-77	295	+11	7
Wyndham Championship	T45	69-67-69-70	275	-5	9
FedEx St. Jude Champ	T50	69-66-75-69	279	-1	0
BMW Championship	T25	72-69-71-73	285	-3	0
The RSM Classic	T25	70-70-69-64	273	-9	0

## RUSSELL HENLEY

**PGA TOUR VICTORIES (4): 2013** Sony Open in Hawaii. **2014** The Honda Classic. **2017** Shell Houston Open. **2023** World Wide Tech Champ.

**KORN FERRY TOUR VICTORIES (3): 2011** Stadion Classic at UGA. **2012** Chiquita Classic, Winn-Dixie Jacksonville.

### 2024 Season

Tournament	Position	Scores	Total Score	Total Par	FedExCup Points
The Sentry	T52	69-72-72-68	281	-11	11
Sony Open in Hawaii	T4	69-66-66-63	264	-16	122
AT&T Pebble Beach Pro-Am	T58	72-73-68	213	-3	7
The Genesis Invitational	T24	70-69-69-71	279	-5	65
Cognizant Classic	T41	71-69-65-72	277	-7	12
Arnold Palmer Inv'tl	T4	68-69-72-72	281	-7	312
THE PLAYERS Championship	CUT	73-73	146	+2	0
Valero Texas Open	4	69-69-71-69	278	-10	135
Masters Tournament	T38	73-77-74-71	295	+7	20
RBC Heritage	T12	67-69-69-68	273	-11	136
Wells Fargo Championship	T10	68-73-73-67	281	-3	165
PGA Championship	T23	70-69-66-69	274	-10	80
the Memorial Tournament	T27	73-71-74-75	293	+5	52
U.S. Open	T7	70-70-72-67	279	-1	237
Travelers Championship	T48	70-73-67-65	275	-5	12
The Open Championship	5	69-75-66-69	279	-5	300
FedEx St. Jude Champ	T30	68-68-73-66	275	-5	0
BMW Championship	T22	70-71-70-73	284	-4	0
TOUR Championship	T4	67-71-67-62	267	-17	0

## TOM HOGE

**PGA TOUR VICTORIES (1): 2022** AT&T Pebble Beach.

**OTHER VICTORIES (1): 2022** QBE Shootout [with Sahith Theegala].

### 2024 Season

Tournament	Position	Scores	Total Score	Total Par	FedExCup Points
The Sentry	T38	67-69-71-68	275	-17	21
Sony Open in Hawaii	CUT	72-67	139	-1	0
The American Express	T17	69-68-65-65	267	-21	48
Farmers Insurance Open	T56	71-70-75-71	287	-1	5
AT&T Pebble Beach Pro-Am	T6	71-66-66	203	-13	237
WM Phoenix Open	T17	70-70-68-66	274	-10	47
The Genesis Invitational	8	66-70-70-67	273	-11	225
Cognizant Classic	T28	70-69-68-68	275	-9	26
Arnold Palmer Inv'tl	T12	72-71-69-73	285	-3	132
THE PLAYERS Championship	T54	67-69-75-75	286	-2	9
Texas Children's Houston	T14	71-66-68-67	272	-8	55
RBC Heritage	T18	67-64-70-74	275	-9	87
Zurich Classic	CUT	66-72	138	-6	0
THE CJ CUP Byron Nelson	T41	68-67-69-67	271	-13	12
Wells Fargo Championship	T38	70-73-72-73	288	+4	20
PGA Championship	T23	66-73-68-67	274	-10	80
Charles Schwab Challenge	T17	71-69-71-67	278	-2	45
the Memorial Tournament	T45	72-74-77-75	298	+10	15
U.S. Open	CUT	75-73	148	+8	0
Travelers Championship	T3	69-63-66-62	260	-20	337
Genesis Scottish Open	CUT	70-68	138	-2	0
The Open Championship	T72	74-70-74-80	298	+14	5
3M Open	CUT	70-71	141	-1	0
FedEx St. Jude Champ	T46	70-69-73-66	278	-2	0
BMW Championship	T13	72-68-71-72	283	-5	0
TOUR Championship	T29	69-68-76-74	287	+3	0
Procore	T7	69-68-71-68	276	-12	0
Shriners Children's Open	CUT	72-72	144	+2	0
ZOZO CHAMPIONSHIP	T56	71-68-67-72	278	-2	0
World Wide Technology	T45	69-67-68-75	279	-9	0

## MAX HOMA

**PGA TOUR VICTORIES (6): 2019** Wells Fargo Championship. **2021** The Genesis Invitational. **2022** Wells Fargo Championship, Fortinet Championship. **2023** Fortinet Championship, Farmers Insurance Open.

**KORN FERRY TOUR VICTORIES (2): 2014** BMW Charity Pro-Am. **2016** Rust-Oleum Championship.

**INTERNATIONAL VICTORIES (1): 2023** Nedbank Golf Challenge.

### 2024 Season

Tournament	Position	Scores	Total Score	Total Par	FedExCup Points
The Sentry	T14	67-69-68-66	270	-22	113
Farmers Insurance Open	T13	70-70-71-69	280	-8	53
AT&T Pebble Beach Pro-Am	T66	69-73-72	214	-2	6
WM Phoenix Open	CUT	73-69	142	E	0
The Genesis Invitational	T16	73-65-70-69	277	-7	115
Arnold Palmer Inv'tl	T8	71-69-71-73	284	-4	191
THE PLAYERS Championship	T64	68-75-74-71	288	E	6
Valero Texas Open	T25	68-74-72-70	284	-4	30
Masters Tournament	T3	67-71-73-73	284	-4	325
RBC Heritage	T55	71-70-66-75	282	-2	10
Wells Fargo Championship	T8	69-70-72-69	280	-4	212
PGA Championship	T35	68-70-69-69	276	-8	23
Charles Schwab Challenge	CUT	78-69	147	+7	0
the Memorial Tournament	T22	71-73-72-76	292	+4	80
U.S. Open	CUT	71-75	146	+6	0
Travelers Championship	T61	70-71-70-66	277	-3	7
Genesis Scottish Open	T70	67-70-73-69	279	-1	2
The Open Championship	T43	76-72-70-74	292	+8	15
FedEx St. Jude Champ	70	69-78-74-70	291	+11	0
BMW Championship	T33	74-75-73-67	289	+1	0
Procore	CUT	71-72	143	-1	0
ZOZO CHAMPIONSHIP	T27	73-66-67-66	272	-8	0

# Competitors' Capsules

## BILLY HORSCHTEL

**PGA TOUR VICTORIES (8):** 2013 Zurich Classic of New Or. 2014 BMW Championship, TOUR Championship. 2017 AT&T Byron Nelson. 2018 Zurich Classic of New Or. 2021 WGC-Dell Tech Match Play. 2022 the Memorial Tournament. 2024 Corales Puntacana.

**INTERNATIONAL VICTORIES (3):** 2021 BMW PGA Championship, BMW PGA Championship. 2024 BMW PGA Championship.

### 2024 Season

Tournament	Position	Scores	Total Score	Total Par	FedExCup Points
Sony Open in Hawaii	T18	68-68-68-65	269	-11	44
The American Express	CUT	72-68-65	205	-11	0
Farmers Insurance Open	CUT	74-71	145	+1	0
WM Phoenix Open	T41	72-67-66-73	278	-6	11
Cognizant Classic	T9	66-71-69-66	272	-12	66
THE PLAYERS Championship	CUT	71-74	145	+1	0
Valspar Championship	T12	69-72-71-67	279	-5	58
Texas Children's Houston	T7	71-68-67-64	270	-10	82
Valero Texas Open	CUT	75-73	148	+4	0
Corales Puntacana	1	67-69-66-63	265	-23	300
Zurich Classic	CUT	67-73	140	-4	0
Wells Fargo Championship	T52	76-72-72-72	292	+8	10
PGA Championship	T8	69-69-69-64	271	-13	191
Charles Schwab Challenge	T24	69-71-67-72	279	-1	31
the Memorial Tournament	T15	69-74-76-71	290	+2	115
U.S. Open	T41	73-67-74-74	288	+8	16
Travelers Championship	T55	72-67-70-67	276	-4	9
Genesis Scottish Open	CUT	69-71	140	E	0
The Open Championship	T2	72-68-69-68	277	-7	375
Wyndham Championship	T7	62-68-71-67	268	-12	80
FedEx St. Jude Champ	T10	68-65-70-67	270	-10	0
BMW Championship	T22	71-74-68-71	284	-4	0
TOUR Championship	T23	73-69-71-66	279	-5	0

## VIKTOR HOVLAND

**PGA TOUR VICTORIES (6):** 2020 Puerto Rico Open. 2021 Mayakoba Golf Classic. 2022 World Wide Tech Champ. 2023 the Memorial Tournament, BMW Championship, TOUR Championship.

**INTERNATIONAL VICTORIES (2):** 2021 BMW International Open. 2022 Slync.io Dubai Desert Classic.

**OTHER VICTORIES (2):** 2021 Hero World Challenge. 2022 Hero World Challenge.

### 2024 Season

Tournament	Position	Scores	Total Score	Total Par	FedExCup Points
The Sentry	T22	65-67-72-67	271	-21	85
AT&T Pebble Beach Pro-Am	T58	69-72-72	213	-3	7
The Genesis Invitational	T19	70-69-70-69	278	-6	95
Arnold Palmer Inv't'l	T36	71-69-75-75	290	+2	20
THE PLAYERS Championship	T62	73-69-71-74	287	-1	7
Masters Tournament	CUT	71-81	152	+8	0
Wells Fargo Championship	T24	72-72-72-69	285	+1	70
PGA Championship	3	68-66-66-66	266	-18	350
the Memorial Tournament	T15	69-69-77-75	290	+2	115
U.S. Open	CUT	78-68	146	+6	0
Travelers Championship	T20	68-70-64-65	267	-13	95
Genesis Scottish Open	T46	67-69-68-69	273	-7	8
The Open Championship	CUT	75-77	152	+10	0
Men's Olympic Golf	T30	70-75-67-68	280	-4	0
FedEx St. Jude Champ	T2	70-63-66-66	265	-15	0
BMW Championship	T26	71-71-71-73	286	-2	0
TOUR Championship	T12	69-71-65-66	271	-13	0

## SUNGJAE IM

**PGA TOUR VICTORIES (2):** 2020 The Honda Classic. 2022 Shriners Children's Open.

**KORN FERRY TOUR VICTORIES (2):** 2018 The Bahamas Great Exuma, WinCo Foods Portland Open.

**INTERNATIONAL VICTORIES (3):** 2019 Genesis Championship. 2023 Woori Financial Group Championship. 2024 Woori Financial Group Championship.

### 2024 Season

Tournament	Position	Scores	Total Score	Total Par	FedExCup Points
The Sentry	T5	65-66-73-63	267	-25	250
The American Express	T25	66-67-65-71	269	-19	29
Farmers Insurance Open	CUT	73-69	142	-2	0
AT&T Pebble Beach Pro-Am	T66	72-76-66	214	-2	6
WM Phoenix Open	T66	70-70-75-68	283	-1	3
The Genesis Invitational	T44	71-71-69-73	284	E	15
Cognizant Classic	CUT	71-72	143	+1	0
Arnold Palmer Inv't'l	T18	71-70-71-74	286	-2	105
THE PLAYERS Championship	T31	70-72-69-70	281	-7	37
Valspar Championship	CUT	72-80	152	+10	0
Masters Tournament	CUT	77-74	151	+7	0
RBC Heritage	T12	68-67-71-67	273	-11	136
Wells Fargo Championship	T4	68-68-69-73	278	-6	312
PGA Championship	CUT	73-72	145	+3	0
Charles Schwab Challenge	T9	70-64-70-72	276	-4	75
the Memorial Tournament	T8	76-71-67-73	287	-1	191
U.S. Open	CUT	74-76	150	+10	0
Travelers Championship	T3	67-64-63-66	260	-20	337
John Deere Classic	T12	66-64-70-64	264	-20	58
Genesis Scottish Open	T4	63-67-67-69	266	-14	100
The Open Championship	T7	76-72-66-69	283	-1	225
Wyndham Championship	T41	68-67-67-72	274	-6	13
FedEx St. Jude Champ	T40	69-70-70-68	277	-3	0
BMW Championship	T11	68-70-73-71	282	-6	0
TOUR Championship	7	69-68-68-64	269	-15	0
ZOZO CHAMPIONSHIP	T13	70-70-62-67	269	-11	0

## STEPHAN JAEGER

**PGA TOUR VICTORIES (1):** 2024 Texas Children's Houston.

**KORN FERRY TOUR VICTORIES (6):** 2016 Ellie Mae Classic. 2017 BMW Charity Pro-Am, Rust-Oleum Championship. 2018 Knoxville Open. 2020 Albertsons Boise Open, Emerald Coast Classic.

### 2024 Season

Tournament	Position	Scores	Total Score	Total Par	FedExCup Points
Sony Open in Hawaii	T18	65-67-69-68	269	-11	44
The American Express	T52	69-65-67-72	273	-15	6
Farmers Insurance Open	T3	68-64-73-72	277	-11	145
AT&T Pebble Beach Pro-Am	T71	73-74-69	216	E	5
Mexico Open at Vidanta	T3	68-68-69-65	270	-14	145
Cognizant Classic	CUT	70-71	141	-1	0
Arnold Palmer Inv't'l	T44	72-67-76-76	291	+3	16
THE PLAYERS Championship	CUT	72-72	144	E	0
Texas Children's Houston	1	69-66-66-67	268	-12	500
Masters Tournament	CUT	74-80	154	+10	0
RBC Heritage	T18	67-68-67-73	275	-9	87
THE CJ CUP Byron Nelson	T20	66-68-66-68	268	-16	42
Wells Fargo Championship	T21	73-65-71-75	284	E	90
PGA Championship	76	70-71-70-78	289	+5	4
the Memorial Tournament	CUT	75-75	150	+6	0
U.S. Open	T21	70-70-73-72	285	+5	85
Travelers Championship	T31	71-67-65-67	270	-10	35
Rocket Mortgage Classic	CUT	75-70	145	+1	0
The Open Championship	CUT	74-79	153	+11	0
Men's Olympic Golf	T26	71-64-72-72	279	-5	0
Wyndham Championship	CUT	72-70	142	+2	0
FedEx St. Jude Champ	T40	70-70-67-70	277	-3	0
BMW Championship	T39	76-69-73-72	290	+2	0
Sanderson Farms Champ	T23	68-67-68-69	272	-16	0
Black Desert Championship	2	65-63-68-68	264	-20	0
Shriners Children's Open	CUT	68-78	146	+4	0

# Competitors' Capsules

## SI WOO KIM

**PGA TOUR VICTORIES (4): 2016** Wyndham Championship. **2017** THE PLAYERS Championship. **2021** The American Express. **2023** Sony Open in Hawaii.

**KORN FERRY TOUR VICTORIES (1): 2015** Stonebrae Classic.

### 2024 Season

Tournament	Position	Scores	Total Score	Total Par	FedExCup Points
The Sentry	T25	70-66-70-66	272	-20	67
Sony Open in Hawaii	T42	69-66-70-67	272	-8	10
The American Express	T25	64-66-66-73	269	-19	29
AT&T Pebble Beach Pro-Am	T14	66-71-69	206	-10	118
WM Phoenix Open	T12	68-68-69-67	272	-12	60
The Genesis Invitational	T44	69-74-69-72	284	E	15
Arnold Palmer Inv'tl	T30	75-70-71-73	289	+1	37
THE PLAYERS Championship	T6	70-71-68-64	273	-15	262
Texas Children's Houston	T17	69-70-68-66	273	-7	48
Masters Tournament	T30	74-76-73-70	293	+5	40
RBC Heritage	T18	68-69-67-71	275	-9	87
THE CJ CUP Byron Nelson	T13	68-65-67-67	267	-17	53
Wells Fargo Championship	T16	70-73-70-70	283	-1	110
PGA Championship	CUT	73-74	147	+5	0
Charles Schwab Challenge	T56	71-71-67-75	284	+4	5
the Memorial Tournament	T15	72-70-73-75	290	+2	115
U.S. Open	T32	71-72-74-70	287	+7	26
Travelers Championship	T31	69-67-65-69	270	-10	35
Genesis Scottish Open	T26	68-69-71-62	270	-10	28
The Open Championship	T43	76-71-71-74	292	+8	15
Wyndham Championship	CUT	71-71	142	+2	0
FedEx St. Jude Champ	T50	70-74-67-68	279	-1	0
BMW Championship	T5	69-70-71-70	280	-8	0
ZOZO CHAMPIONSHIP	T6	68-71-64-64	267	-13	0
The RSM Classic	W/D	70	70	-2	0

## CHRIS KIRK

**PGA TOUR VICTORIES (6): 2011** Viking Classic. **2014** The McGladrey Classic, Deutsche Bank Champ. **2015** Crowne Plaza Invitational. **2023** The Honda Classic. **2024** The Sentry.

**KORN FERRY TOUR VICTORIES (3): 2010** Fort Smith Classic, Knoxville News Sentinel. **2020** The King & Bear Classic.

### 2024 Season

Tournament	Position	Scores	Total Score	Total Par	FedExCup Points
The Sentry	1	67-65-66-65	263	-29	700
Sony Open in Hawaii	T18	66-66-67-70	269	-11	44
The American Express	T47	68-64-67-73	272	-16	9
AT&T Pebble Beach Pro-Am	T26	71-69-68	208	-8	60
The Genesis Invitational	CUT	72-74	146	+4	0
Cognizant Classic	T28	67-70-73-65	275	-9	26
Arnold Palmer Inv'tl	T44	69-74-72-76	291	+3	16
THE PLAYERS Championship	T26	68-70-73-69	280	-8	60
Masters Tournament	T16	74-75-68-73	290	+2	112
RBC Heritage	T10	69-67-67-69	272	-12	170
Wells Fargo Championship	T43	73-72-74-71	290	+6	16
PGA Championship	CUT	73-74	147	+5	0
Charles Schwab Challenge	CUT	71-74	145	+5	0
the Memorial Tournament	CUT	78-74	152	+8	0
U.S. Open	T26	71-71-72-72	286	+6	57
Travelers Championship	T63	71-70-68-69	278	-2	7
Rocket Mortgage Classic	T44	68-69-69-74	280	-8	9
The Open Championship	T31	70-76-69-75	290	+6	28
FedEx St. Jude Champ	T50	64-70-71-74	279	-1	0
BMW Championship	T9	73-68-71-69	281	-7	0
TOUR Championship	T27	70-74-67-70	281	-3	0
Black Desert Championship	T35	66-68-70-68	272	-12	0
The RSM Classic	CUT	70-74	144	+2	0

## PATTON KIZZIRE

**PGA TOUR VICTORIES (3): 2018** OHL Classic at Mayakoba, Sony Open in Hawaii. **2024** Procore.

**KORN FERRY TOUR VICTORIES (2): 2015** Utah Championship, News Sentinel Open.

### 2024 Season

Tournament	Position	Scores	Total Score	Total Par	FedExCup Points
Sony Open in Hawaii	T13	68-65-68-67	268	-12	55
The American Express	CUT	71-74-68	213	-3	0
WM Phoenix Open	CUT	76-69	145	+3	0
Mexico Open at Vidanta	CUT	69-72	141	-1	0
Cognizant Classic	CUT	73-76	149	+7	0
Puerto Rico Open	CUT	70-71	141	-3	0
Texas Children's Houston	CUT	71-74	145	+5	0
Corales Puntacana	T23	70-66-74-67	277	-11	19
Zurich Classic	T28	61-72-65-73	271	-17	4
THE CJ CUP Byron Nelson	T24	69-66-66-68	269	-15	33
Myrtle Beach Classic	T10	70-65-67-68	270	-14	37
RBC Canadian Open	CUT	76-72	148	+8	0
Rocket Mortgage Classic	T20	69-69-69-70	277	-11	41
John Deere Classic	CUT	71-70	141	-1	0
ISCO Championship	T50	66-67-71-73	277	-11	4
Barracuda Championship	T8	70-67-66-65	268	-16	45
3M Open	CUT	76-73	149	+7	0
Wyndham Championship	CUT	69-69	138	-2	0
Procore	1	66-65-67-70	268	-20	500
Sanderson Farms Champ	T11	65-68-70-67	270	-18	61
Black Desert Championship	T43	66-71-66-71	274	-10	12
Shriners Children's Open	CUT	70-72	142	E	0
World Wide Technology	CUT	72-71	143	-1	0
The RSM Classic	T66	71-69-73-70	283	+1	3

## JAKE KNAPP

**PGA TOUR VICTORIES (1): 2024** Mexico Open at Vidanta.

### 2024 Season

Tournament	Position	Scores	Total Score	Total Par	FedExCup Points
Sony Open in Hawaii	T70	69-65-72-71	277	-3	2
The American Express	CUT	71-73-74	218	+2	0
Farmers Insurance Open	T3	69-69-70-69	277	-11	145
WM Phoenix Open	T28	68-68-71-69	276	-8	23
Mexico Open at Vidanta	1	67-64-63-71	265	-19	500
Cognizant Classic	T4	68-66-71-66	271	-13	104
Arnold Palmer Inv'tl	T57	77-70-81-72	300	+12	9
THE PLAYERS Championship	T45	71-72-68-73	284	-4	14
Texas Children's Houston	CUT	74-71	145	+5	0
Masters Tournament	T55	74-76-78-73	301	+13	10
RBC Heritage	T62	74-70-69-71	284	E	7
THE CJ CUP Byron Nelson	8	64-64-67-70	265	-19	85
Wells Fargo Championship	T58	71-75-71-76	293	+9	8
PGA Championship	CUT	75-69	144	+2	0
the Memorial Tournament	CUT	78-72	150	+6	0
U.S. Open	CUT	75-77	152	+12	0
Travelers Championship	T48	70-70-64-71	275	-5	12
Rocket Mortgage Classic	T31	70-65-70-74	279	-9	19
John Deere Classic	T52	66-71-68-70	275	-9	6
Barracuda Championship	T24	71-66-69-64	270	-14	21
3M Open	W/D	71-68-81	220	+7	0
FedEx St. Jude Champ	67	70-75-71-70	286	+6	0
The RSM Classic	T68	69-71-73-72	285	+3	3
Grant Thornton Invit'l	T1	58-66-65	189	-27	0



# Competitors' Capsules

## ROBERT MACINTYRE

**PGA TOUR VICTORIES (2): 2024** RBC Canadian Open, Genesis Scottish Open.

**INTERNATIONAL VICTORIES (3): 2017** Sahara Kuwait Championship. **2020** Aphrodite Hills Cyprus Showdown. **2022** DS Automobiles Italian Open.

### 2024 Season

Tournament	Position	Scores	Total Score	Total Par	FedExCup Points
Sony Open in Hawaii	T52	71-66-69-67	273	-7	6
The American Express	CUT	71-69-71	211	-5	0
Farmers Insurance Open	CUT	78-70	148	+4	0
WM Phoenix Open	CUT	73-69	142	E	0
Mexico Open at Vidanta	T6	71-66-65-69	271	-13	95
Cognizant Classic	T60	68-72-71-70	281	-3	4
Puerto Rico Open	T32	70-67-68-72	277	-11	12
THE PLAYERS Championship	CUT	74-76	150	+6	0
Valspar Championship	T33	70-72-70-70	282	-2	17
Texas Children's Houston	CUT	74-74	148	+8	0
Zurich Classic	T8	62-71-64-69	266	-22	52
THE CJ CUP Byron Nelson	CUT	69-68	137	-5	0
Myrtle Beach Classic	T13	64-67-68-72	271	-13	31
PGA Championship	T8	66-69-66-70	271	-13	191
Charles Schwab Challenge	CUT	70-74	144	+4	0
RBC Canadian Open	1	64-66-66-68	264	-16	500
U.S. Open	CUT	70-76	146	+6	0
Travelers Championship	T16	70-62-66-68	266	-14	112
Rocket Mortgage Classic	CUT	71-72	143	-1	0
Genesis Scottish Open	1	67-65-63-67	262	-18	500
The Open Championship	T50	72-75-72-74	293	+9	11
Wyndham Championship	CUT	68-70	138	-2	0
FedEx St. Jude Champ	T7	67-66-70-65	268	-12	0
BMW Championship	W/D	72-71	143	-1	0
TOUR Championship	T17	69-71-71-64	275	-9	0

## PETER MALNATI

**PGA TOUR VICTORIES (2): 2016** Sanderson Farms Champ.. **2024** Valspar Championship.

**KORN FERRY TOUR VICTORIES (2): 2013** News Sentinel Open. **2015** Brasil Champions.

### 2024 Season

Tournament	Position	Scores	Total Score	Total Par	FedExCup Points
Sony Open in Hawaii	CUT	71-70	141	+1	0
The American Express	CUT	71-66-71	208	-8	0
Farmers Insurance Open	CUT	73-69	142	-2	0
AT&T Pebble Beach Pro-Am	T14	69-68-69	206	-10	118
WM Phoenix Open	CUT	71-72	143	+1	0
Cognizant Classic	T9	68-68-69-67	272	-12	66
THE PLAYERS Championship	T68	70-73-66-81	290	+2	5
Valspar Championship	1	66-71-68-67	272	-12	500
Texas Children's Houston	T36	68-73-67-69	277	-3	16
Masters Tournament	CUT	82-72	154	+10	0
RBC Heritage	T49	73-67-71-70	281	-3	12
Zurich Classic	T19	65-71-62-71	269	-19	15
Wells Fargo Championship	66	73-72-80-73	298	+14	6
PGA Championship	CUT	72-70	142	E	0
Charles Schwab Challenge	T37	72-69-73-67	281	+1	15
the Memorial Tournament	T33	72-73-74-75	294	+6	26
U.S. Open	CUT	74-73	147	+7	0
Travelers Championship	70	73-68-73-69	283	+3	5
Rocket Mortgage Classic	74	70-69-71-77	287	-1	2
John Deere Classic	CUT	70-73	143	+1	0
Barracuda Championship	65	70-68-73-72	283	-1	2
3M Open	CUT	71-71	142	E	0
Wyndham Championship	CUT	68-72	140	E	0
FedEx St. Jude Champ	T59	67-72-70-72	281	+1	0
Sanderson Farms Champ	CUT	68-76	144	E	0
Black Desert Championship	CUT	73-67	140	-2	0
Shriners Children's Open	CUT	69-74	143	+1	0
Butterfield Bermuda Champ	CUT	72-70	142	E	0
The RSM Classic	CUT	72-76	148	+6	0

## HIDEKI MATSUYAMA

**PGA TOUR VICTORIES (10): 2014** the Memorial Tournament. **2016** Waste Management Phoenix. **2017** WGC-HSBC Champions, Waste Management Phoenix, WGC-Bridgestone Invt'l. **2021** Masters Tournament (2021). **2022** ZOZO CHAMPIONSHIP, Sony Open in Hawaii. **2024** The Genesis Invitational, FedEx St. Jude Champ.

**INTERNATIONAL VICTORIES (16): 2011** Mitsui Sumitomo Visa Taiheiyo Masters, Mitsui Sumitomo Visa Taiheiyo Masters. **2013** Tsuruya Open, Diamond Cup Golf, Fujisankei Classic, Casio World Open, Tsuruya Open, Diamond Cup Golf, Fujisankei Classic, Casio World Open. **2014** Dunlop Phoenix, Dunlop Phoenix. **2016** Japan Open Golf Championship, Mitsui Sumitomo Visa Taiheiyo Masters, Japan Open Golf Championship, Mitsui Sumitomo Visa Taiheiyo Masters.

**OTHER VICTORIES (1): 2016** Hero World Challenge.

### 2024 Season

Tournament	Position	Scores	Total Score	Total Par	FedExCup Points
The Sentry	58	71-68-76-69	284	-8	9
Sony Open in Hawaii	T30	70-68-67-66	271	-9	20
Farmers Insurance Open	T13	66-71-76-67	280	-8	53
AT&T Pebble Beach Pro-Am	T71	75-71-70	216	E	5
WM Phoenix Open	T22	69-68-68-70	275	-9	36
The Genesis Invitational	1	69-68-68-62	267	-17	700
Arnold Palmer Invt'l	T12	67-70-72-76	285	-3	132
THE PLAYERS Championship	T6	69-69-68-67	273	-15	262
Valero Texas Open	T7	73-70-66-71	280	-8	85
Masters Tournament	T38	76-74-71-74	295	+7	20
PGA Championship	T35	70-65-70-71	276	-8	23
the Memorial Tournament	T8	73-70-74-70	287	-1	191
U.S. Open	6	72-66-70-70	278	-2	275
Travelers Championship	T23	66-69-69-64	268	-12	77
Genesis Scottish Open	CUT	71-67	138	-2	0
The Open Championship	T66	75-72-75-74	296	+12	6
Men's Olympic Golf	3	63-68-71-65	267	-17	0
FedEx St. Jude Champ	1	65-64-64-70	263	-17	0
BMW Championship	W/D	67	67	-5	0
TOUR Championship	T9	70-70-68-67	275	-9	0
ZOZO CHAMPIONSHIP	T46	71-71-66-68	276	-4	0

## DENNY MCCARTHY

**BEST PGA TOUR CAREER FINISH: 2-2023** the Memorial Tournament. **2-2024** Valero Texas Open.

**KORN FERRY TOUR VICTORIES (1): 2018** Web.com Tour Championship.

### 2024 Season

Tournament	Position	Scores	Total Score	Total Par	FedExCup Points
The Sentry	T43	70-69-71-67	277	-15	17
Sony Open in Hawaii	T24	68-70-66-66	270	-10	33
AT&T Pebble Beach Pro-Am	T26	68-70-70	208	-8	60
WM Phoenix Open	T22	72-68-66-69	275	-9	36
The Genesis Invitational	T39	69-74-68-72	283	-1	19
Cognizant Classic	CUT	69-72	141	-1	0
Arnold Palmer Invt'l	T48	72-74-72-74	292	+4	13
THE PLAYERS Championship	T35	71-71-71-69	282	-6	22
Valero Texas Open	2	68-70-67-63	268	-20	300
Masters Tournament	T45	74-74-79-70	297	+9	14
RBC Heritage	T28	69-70-66-71	276	-8	50
Wells Fargo Championship	T6	70-71-69-69	279	-5	262
PGA Championship	CUT	73-73	146	+4	0
Charles Schwab Challenge	T24	70-66-70-73	279	-1	31
the Memorial Tournament	T39	76-70-73-76	295	+7	20
U.S. Open	T32	75-67-72-73	287	+7	26
Travelers Championship	T31	67-67-69-67	270	-10	35
John Deere Classic	T7	64-66-69-64	263	-21	80
Genesis Scottish Open	CUT	73-74	147	+7	0
The Open Championship	CUT	73-78	151	+9	0
Wyndham Championship	T33	68-68-70-66	272	-8	21
FedEx St. Jude Champ	9	66-63-72-68	269	-11	0
BMW Championship	T26	71-74-69-72	286	-2	0
The RSM Classic	T25	69-70-68-66	273	-9	0

# Competitors' Capsules

## MATT MCCARTY

**PGA TOUR VICTORIES (1): 2024** Black Desert Championship.

**KORN FERRY TOUR VICTORIES (3): 2024** Price Cutter Charity, Pinnacle Bank Champ, Albertsons Boise Open.

**OTHER VICTORIES (1): 2021** Wyoming Open.

### 2024 Season

Tournament	Position	Scores	Total Score	Total Par	FedExCup Points
Sanderson Farms Champ	T63	66-71-71-72	280	-8	4
Black Desert Championship	1	62-68-64-67	261	-23	500
Shriners Children's Open	CUT	71-73	144	+2	0
The RSM Classic	CUT	71-75	146	+4	0

## MAVERICK MCNEALY

**PGA TOUR VICTORIES (1): 2024** The RSM Classic.

### 2024 Season

Tournament	Position	Scores	Total Score	Total Par	FedExCup Points
Sony Open in Hawaii	T57	68-69-69-68	274	-6	4
The American Express	CUT	73-66-71	210	-6	0
Farmers Insurance Open	T37	67-70-72-75	284	-4	16
AT&T Pebble Beach Pro-Am	T39	72-69-69	210	-6	18
WM Phoenix Open	T6	65-67-71-67	270	-14	95
Mexico Open at Vidanta	T13	70-70-67-66	273	-11	54
Cognizant Classic	T41	70-70-67-70	277	-7	12
THE PLAYERS Championship	T9	67-68-68-72	275	-13	187
Valspar Championship	T45	69-71-71-72	283	-1	10
Valero Texas Open	T58	71-74-74-70	289	+1	4
Zurich Classic	CUT	66-72	138	-6	0
THE CJ CUP Byron Nelson	T41	67-67-68-69	271	-13	12
PGA Championship	T23	66-72-69-67	274	-10	80
Charles Schwab Challenge	T17	70-72-70-66	278	-2	45
RBC Canadian Open	T7	74-65-66-65	270	-10	85
Rocket Mortgage Classic	T44	73-66-71-70	280	-8	9
John Deere Classic	CUT	67-75	142	E	0
The Open Championship	CUT	71-81	152	+10	0
3M Open	T3	70-66-63-70	269	-15	162
Wyndham Championship	T45	67-68-69-71	275	-5	9
FedEx St. Jude Champ	T12	70-68-69-64	271	-9	0
Procore	CUT	75-73	148	+4	0
Sanderson Farms Champ	CUT	69-71	140	-4	0
Shriners Children's Open	T16	69-70-67-64	270	-14	47
ZOZO CHAMPIONSHIP	W/D	71	71	+1	0
World Wide Technology	T6	69-66-67-69	271	-17	83
Butterfield Bermuda Champ	T17	70-67-70-67	274	-10	46
The RSM Classic	1	62-70-66-68	266	-16	500

## COLLIN MORIKAWA

**PGA TOUR VICTORIES (6): 2019** Barracuda Championship. **2020** PGA Championship, Workday Charity Open. **2021** WGC-Workday Championship, The Open Championship. **2023** ZOZO CHAMPIONSHIP.

**INTERNATIONAL VICTORIES (1): 2021** DP World Tour Championship.

### 2024 Season

Tournament	Position	Scores	Total Score	Total Par	FedExCup Points
The Sentry	T5	65-67-70-65	267	-25	250
Farmers Insurance Open	CUT	67-75	142	-2	0
AT&T Pebble Beach Pro-Am	T14	67-70-69	206	-10	118
The Genesis Invitational	T19	70-71-70-67	278	-6	95
Arnold Palmer Inv'tl	CUT	70-80	150	+6	0
THE PLAYERS Championship	T45	71-69-70-74	284	-4	14
Valero Texas Open	T75	70-74-75-74	293	+5	2
Masters Tournament	T3	71-70-69-74	284	-4	325
RBC Heritage	9	65-66-68-72	271	-13	200
Zurich Classic	T23	66-70-64-70	270	-18	8
Wells Fargo Championship	T16	67-70-72-74	283	-1	110
PGA Championship	T4	66-65-67-71	269	-15	312
Charles Schwab Challenge	4	68-69-67-68	272	-8	135
the Memorial Tournament	2	68-74-68-71	281	-7	400
U.S. Open	T14	70-74-66-72	282	+2	130
Travelers Championship	T13	66-63-66-69	264	-16	140
Genesis Scottish Open	T4	65-66-66-69	266	-14	100
The Open Championship	T16	73-70-72-71	286	+2	115
Men's Olympic Golf	T24	70-68-70-70	278	-6	0
FedEx St. Jude Champ	T22	68-71-68-67	274	-6	0
BMW Championship	T28	70-70-73-74	287	-1	0
TOUR Championship	2	66-63-67-66	262	-22	0
ZOZO CHAMPIONSHIP	T54	69-67-70-71	277	-3	0

## ALEX NOREN

**BEST PGA TOUR CAREER FINISH: 2-2018** Farmers Insurance Open. **2-2022** Barracuda Championship. **2-2023** Butterfield Bermuda Champ.

**INTERNATIONAL VICTORIES (22): 2006** Rolex Trophy, Rolex Trophy. **2009** Omega European Masters, Omega European Masters. **2011** Nordea Scandinavian Masters, Celtic Manor Wales Open, Celtic Manor Wales Open, Nordea Scandinavian Masters. **2015** Nordea Masters, Nordea Masters. **2016** British Masters, Nedbank Golf Challenge, Omega European Masters, Aberdeen Asset Management Scottish Open, Aberdeen Asset Management Scottish Open, Omega European Masters, British Masters, Nedbank Golf Challenge. **2017** BMW PGA Championship, BMW PGA Championship. **2018** HNA Open de France, HNA Open de France.

### 2024 Season

Tournament	Position	Scores	Total Score	Total Par	FedExCup Points
Sony Open in Hawaii	T42	66-69-67-70	272	-8	10
The American Express	T25	62-68-69-70	269	-19	29
AT&T Pebble Beach Pro-Am	T26	71-68-69	208	-8	60
WM Phoenix Open	T53	69-71-70-70	280	-4	5
Cognizant Classic	T9	67-70-68-67	272	-12	66
THE PLAYERS Championship	T19	71-70-70-68	279	-9	90
Texas Children's Houston	T11	69-71-66-65	271	-9	65
Valero Texas Open	T14	73-72-66-72	283	-5	47
Corales Puntacana	T23	70-68-69-70	277	-11	19
THE CJ CUP Byron Nelson	3	64-68-66-65	263	-21	190
Wells Fargo Championship	T24	67-75-70-73	285	+1	70
PGA Championship	T12	67-70-70-65	272	-12	132
RBC Canadian Open	CUT	70-72	142	+2	0
the Memorial Tournament	T22	70-74-75-73	292	+4	80
U.S. Open	CUT	73-75	148	+8	0
Rocket Mortgage Classic	CUT	71-75	146	+2	0
Genesis Scottish Open	T10	65-66-71-65	267	-13	65
The Open Championship	T13	69-75-71-70	285	+1	135
Men's Olympic Golf	T45	67-74-71-73	285	+1	0
FedEx St. Jude Champ	T30	73-65-67-70	275	-5	0
BMW Championship	T9	68-68-70-75	281	-7	0



# Competitors' Capsules

## MATTHIEU PAVON

**PGA TOUR VICTORIES (1): 2024** Farmers Insurance Open.

**INTERNATIONAL VICTORIES (2): 2023** Acciona Open de Espana, Acciona Open de Espana.

### 2024 Season

Tournament	Position	Scores	Total Score	Total Par	FedExCup Points
Sony Open in Hawaii	T7	66-66-67-67	266	-14	85
The American Express	T39	67-66-68-70	271	-17	13
Farmers Insurance Open	1	69-65-72-69	275	-13	500
AT&T Pebble Beach Pro-Am	3	65-70-66	201	-15	350
Cognizant Classic	T28	67-68-70-70	275	-9	26
Arnold Palmer Inv't'l	T52	74-68-76-76	294	+6	11
THE PLAYERS Championship	CUT	70-77	147	+3	0
Masters Tournament	T12	70-73-74-72	289	+1	140
RBC Heritage	T49	69-73-70-69	281	-3	12
Wells Fargo Championship	67	76-74-74-77	301	+17	6
PGA Championship	CUT	76-77	153	+11	0
the Memorial Tournament	CUT	77-75	152	+8	0
U.S. Open	5	67-70-69-71	277	-3	300
Travelers Championship	T16	71-65-62-68	266	-14	112
Genesis Scottish Open	CUT	74-70	144	+4	0
The Open Championship	T50	72-72-77-72	293	+9	11
Men's Olympic Golf	58	71-75-77-74	297	+13	0
FedEx St. Jude Champ	T46	65-73-72-68	278	-2	0
BMW Championship	T33	73-72-76-68	289	+1	0
TOUR Championship	T17	67-69-71-67	274	-10	0
Grant Thornton Inv't'l	T5	63-67-65	195	-21	0

## TAYLOR PENDRITH

**PGA TOUR VICTORIES (1): 2024** THE CJ CUP Byron Nelson.

### 2024 Season

Tournament	Position	Scores	Total Score	Total Par	FedExCup Points
Sony Open in Hawaii	T10	69-67-66-65	267	-13	70
The American Express	CUT	71-72-69	212	-4	0
Farmers Insurance Open	T9	73-66-69-71	279	-9	72
Mexico Open at Vidanta	CUT	73-72	145	+3	0
Cognizant Classic	CUT	69-72	141	-1	0
THE PLAYERS Championship	CUT	75-75	150	+6	0
Valspar Championship	CUT	71-72	143	+1	0
Texas Children's Houston	T36	68-73-68-68	277	-3	16
Valero Texas Open	CUT	71-78	149	+5	0
Corales Puntacana	T11	67-69-65-73	274	-14	35
Zurich Classic	T11	63-69-66-70	268	-20	30
THE CJ CUP Byron Nelson	1	64-67-63-67	261	-23	500
Wells Fargo Championship	T10	71-67-71-72	281	-3	165
PGA Championship	CUT	72-71	143	+1	0
RBC Canadian Open	T21	69-69-66-69	273	-7	41
the Memorial Tournament	T33	74-71-77-72	294	+6	26
U.S. Open	T16	71-70-70-72	283	+3	115
Travelers Championship	T23	65-68-66-69	268	-12	77
Rocket Mortgage Classic	T72	70-70-74-72	286	-2	2
Barracuda Championship	T5	66-66-70-64	266	-18	62
3M Open	5	66-64-73-67	270	-14	110
FedEx St. Jude Champ	T22	65-71-71-67	274	-6	0
BMW Championship	T13	72-65-73-73	283	-5	0
TOUR Championship	T14	66-69-70-66	271	-13	0
Shriners Children's Open	8	61-71-67-68	267	-17	0

## J.T. POSTON

**PGA TOUR VICTORIES (3): 2019** Wyndham Championship. **2022** John Deere Classic. **2024** Shriners Children's Open.

### 2024 Season

Tournament	Position	Scores	Total Score	Total Par	FedExCup Points
The Sentry	T5	68-68-66-65	267	-25	250
Sony Open in Hawaii	6	70-66-68-61	265	-15	100
The American Express	T11	67-65-64-69	265	-23	65
AT&T Pebble Beach Pro-Am	T20	70-68-69	207	-9	87
WM Phoenix Open	CUT	70-71	141	-1	0
The Genesis Invitational	T10	68-71-66-71	276	-8	150
Cognizant Classic	66	69-71-69-75	284	E	3
Arnold Palmer Inv't'l	55	71-74-75-76	296	+8	10
THE PLAYERS Championship	T45	69-68-69-78	284	-4	14
Masters Tournament	T30	75-74-74-70	293	+5	40
RBC Heritage	T5	63-68-70-69	270	-14	262
Wells Fargo Championship	T60	73-77-72-72	294	+10	8
PGA Championship	CUT	72-75	147	+5	0
Charles Schwab Challenge	T12	68-69-69-71	277	-3	58
the Memorial Tournament	T22	75-69-72-76	292	+4	80
U.S. Open	T32	73-71-71-72	287	+7	26
Travelers Championship	T55	66-71-69-70	276	-4	9
John Deere Classic	T30	66-69-67-68	270	-14	27
The Open Championship	CUT	78-72	150	+8	0
3M Open	CUT	73-71	144	+2	0
Wyndham Championship	CUT	69-69	138	-2	0
FedEx St. Jude Champ	T33	69-70-67-70	276	-4	0
BMW Championship	T33	70-74-70-75	289	+1	0
Shriners Children's Open	1	64-65-66-67	262	-22	0
The RSM Classic	T5	70-71-64-63	268	-14	0
Grant Thornton Inv't'l	T9	61-72-65	198	-18	0

## AARON RAI

**PGA TOUR VICTORIES (1): 2024** Wyndham Championship.

**INTERNATIONAL VICTORIES (5): 2017** Barclays Kenya Open, Andalucia Costa del Sol Match Play 9, Le Vaudreuil Golf Challenge. **2018** Honma Hong Kong Open presented by Amundi. **2020** Aberdeen Standard Investments Scottish Open.

### 2024 Season

Tournament	Position	Scores	Total Score	Total Par	FedExCup Points
Sony Open in Hawaii	T57	65-69-70-70	274	-6	4
The American Express	CUT	69-71-66	206	-10	0
Farmers Insurance Open	T33	66-70-75-72	283	-5	21
WM Phoenix Open	CUT	76-65	141	-1	0
Mexico Open at Vidanta	T19	68-70-69-67	274	-10	43
Puerto Rico Open	T23	69-69-70-68	276	-12	20
THE PLAYERS Championship	T35	71-72-68-71	282	-6	22
Valspar Championship	CUT	73-72	145	+3	0
Texas Children's Houston	T7	66-70-67-67	270	-10	82
Valero Texas Open	T58	72-73-74-70	289	+1	4
Corales Puntacana	CUT	71-76	147	+3	0
Zurich Classic	T23	61-70-68-71	270	-18	8
THE CJ CUP Byron Nelson	T4	67-65-68-64	264	-20	108
PGA Championship	T39	68-68-70-71	277	-7	19
Charles Schwab Challenge	T32	71-71-67-71	280	E	22
RBC Canadian Open	T14	67-70-65-70	272	-8	51
U.S. Open	T19	69-74-68-73	284	+4	102
Rocket Mortgage Classic	T2	66-65-68-72	271	-17	183
John Deere Classic	T7	65-63-66-69	263	-21	80
Genesis Scottish Open	T4	68-65-70-63	266	-14	100
The Open Championship	T75	73-74-75-77	299	+15	4
Wyndham Championship	1	65-65-68-64	262	-18	500
FedEx St. Jude Champ	T16	69-66-70-67	272	-8	0
BMW Championship	T43	74-70-74-74	292	+4	0
TOUR Championship	T23	66-70-72-70	278	-6	0

# Competitors' Capsules

## DAVIS RILEY

**PGA TOUR VICTORIES (2):** 2023 Zurich Classic. 2024 Charles Schwab Challenge.

**KORN FERRY TOUR VICTORIES (2):** 2020 Panama Championship, TPC San Antonio Champions.

### 2024 Season

Tournament	Position	Scores	Total Score	Total Par	FedExCup Points
The Sentry	T52	70-71-76-64	281	-11	11
Sony Open in Hawaii	CUT	76-71	147	+7	0
The American Express	CUT	72-70-65	207	-9	0
Farmers Insurance Open	CUT	73-74	147	+3	0
AT&T Pebble Beach Pro-Am	78	71-71-78	220	+4	4
Mexico Open at Vidanta	CUT	73-69	142	E	0
Cognizant Classic	T62	71-66-76-69	282	-2	4
THE PLAYERS Championship	CUT	74-74	148	+4	0
Valspar Championship	CUT	72-72	144	+2	0
Texas Children's Houston	T14	65-71-71-65	272	-8	55
Valero Texas Open	CUT	75-75	150	+6	0
Zurich Classic	T28	66-70-65-70	271	-17	4
THE CJ CUP Byron Nelson	T30	64-67-72-67	270	-14	21
Myrtle Beach Classic	T66	69-71-73-71	284	E	2
Charles Schwab Challenge	1	66-64-66-70	266	-14	500
the Memorial Tournament	CUT	75-76	151	+7	0
Travelers Championship	T48	71-71-67-66	275	-5	12
Rocket Mortgage Classic	T57	70-70-71-71	282	-6	5
John Deere Classic	CUT	73-74	147	+5	0
Genesis Scottish Open	CUT	70-72	142	+2	0
3M Open	T46	70-70-70-69	279	-5	9
Wyndham Championship	T38	69-66-68-70	273	-7	17
Sanderson Farms Champ	CUT	75-65	140	-4	0
Shriners Children's Open	T41	67-71-66-71	275	-9	13
ZOZO CHAMPIONSHIP	73	74-73-70-71	288	+8	2
The RSM Classic	CUT	68-74	142	E	0

## XANDER SCHAUFFELE

**PGA TOUR VICTORIES (9):** 2017 The Greenbrier Classic, TOUR Championship. 2019 WGC-HSBC Champions, Sentry T of C. 2022 Zurich Classic of New Or, Travelers Championship, Genesis Scottish Open. 2024 PGA Championship, The Open Championship.

**INTERNATIONAL VICTORIES (1):** 2020 Olympic Games.

### 2024 Season

Tournament	Position	Scores	Total Score	Total Par	FedExCup Points
The Sentry	T10	66-69-65-68	268	-24	170
The American Express	T3	64-69-63-65	261	-27	145
Farmers Insurance Open	T9	69-68-72-70	279	-9	72
AT&T Pebble Beach Pro-Am	T54	73-72-67	212	-4	10
The Genesis Invitational	T4	70-66-65-70	271	-13	300
Arnold Palmer Inv't'l	T25	72-70-76-70	288	E	65
THE PLAYERS Championship	T2	65-69-65-70	269	-19	358
Valspar Championship	T5	68-72-71-65	276	-8	96
Masters Tournament	8	72-72-70-73	287	-1	225
RBC Heritage	T18	72-64-67-72	275	-9	87
Zurich Classic	T23	65-67-68-70	270	-18	8
Wells Fargo Championship	2	64-67-70-71	272	-12	400
PGA Championship	1	62-68-68-65	263	-21	750
the Memorial Tournament	T8	68-73-71-75	287	-1	191
U.S. Open	T7	70-69-72-68	279	-1	237
Travelers Championship	T13	65-65-64-70	264	-16	140
Genesis Scottish Open	T15	69-65-67-67	268	-12	50
The Open Championship	1	69-72-69-65	275	-9	750
Men's Olympic Golf	T9	65-66-68-73	272	-12	0
FedEx St. Jude Champ	T2	66-69-67-63	265	-15	0
BMW Championship	T5	69-73-67-71	280	-8	0
TOUR Championship	T4	70-64-71-68	273	-11	0
ZOZO CHAMPIONSHIP	T41	73-65-68-69	275	-5	0

## ADAM SCOTT

**PGA TOUR VICTORIES (14):** 2003 Deutsche Bank Champ. 2004 THE PLAYERS Championship, Booz Allen Classic. 2006 THE TOUR Championship. 2007 Shell Houston Open. 2008 EDS Byron Nelson Champ. 2010 Valero Texas Open. 2011 WGC-Bridgestone Invit'l. 2013 Masters Tournament, The Barclays. 2014 Crowne Plaza Invitational. 2016 The Honda Classic, WGC-Cadillac Championship. 2020 The Genesis Invitational.

**INTERNATIONAL VICTORIES (27):** 2001 Alfred Dunhill PGA Championship, Alfred Dunhill PGA Championship. 2002 Qatar Masters, Diageo Scottish PGA Championship, Qatar Masters, Diageo Scottish PGA Championship. 2003 Scandic Scandinavian Masters, Scandic Scandinavian Masters. 2005 Singapore Open, Johnnie Walker Classic, Johnnie Walker Classic, Singapore Open. 2006 Singapore Open, Singapore Open. 2008 Commercialbank Qatar Masters, Commercialbank Qatar Masters. 2009 Australian Open, Australian Open. 2010 Barclays Singapore Open, Barclays Singapore Open. 2012 Talisker Masters, Talisker Masters. 2013 Australian PGA Championship, Talisker Masters, Australian PGA Championship, Talisker Masters. 2019 Australian PGA Championship.

**OTHER VICTORIES (4):** 2005 Nissan Open [unofficial, 36 holes], Nissan Open [unofficial, 36 holes]. 2013 PGA Grand Slam of Golf, ISPS Handa World Cup [with Jason Day].

### 2024 Season

Tournament	Position	Scores	Total Score	Total Par	FedExCup Points
AT&T Pebble Beach Pro-Am	T20	72-67-68	207	-9	87
WM Phoenix Open	T8	72-68-65-66	271	-13	77
The Genesis Invitational	T19	72-68-67-71	278	-6	95
Arnold Palmer Inv't'l	CUT	73-76	149	+5	0
THE PLAYERS Championship	T45	70-72-71-71	284	-4	14
Valero Texas Open	T14	73-70-70-70	283	-5	47
Masters Tournament	T22	76-74-70-72	292	+4	72
THE CJ CUP Byron Nelson	T30	69-65-68-68	270	-14	21
Wells Fargo Championship	T29	71-71-73-71	286	+2	45
PGA Championship	CUT	72-73	145	+3	0
Charles Schwab Challenge	T12	69-68-69-71	277	-3	58
RBC Canadian Open	T42	70-69-70-69	278	-2	10
U.S. Open	T32	70-72-76-69	287	+7	26
Travelers Championship	T39	74-67-67-64	272	-8	20
Genesis Scottish Open	2	67-65-64-67	263	-17	300
The Open Championship	T10	70-77-66-71	284	E	165
FedEx St. Jude Champ	T18	70-68-68-67	273	-7	0
BMW Championship	T2	68-63-74-72	277	-11	0
TOUR Championship	T4	66-67-68-67	268	-16	0

## SEPP STRAKA

**PGA TOUR VICTORIES (2):** 2022 The Honda Classic. 2023 John Deere Classic.

**KORN FERRY TOUR VICTORIES (1):** 2018 KC Golf Classic.

### 2024 Season

Tournament	Position	Scores	Total Score	Total Par	FedExCup Points
The Sentry	T12	67-66-70-66	269	-23	150
Farmers Insurance Open	CUT	73-75	148	+4	0
AT&T Pebble Beach Pro-Am	T26	69-71-68	208	-8	60
The Genesis Invitational	CUT	73-71	144	+2	0
Cognizant Classic	CUT	68-74	142	E	0
Arnold Palmer Inv't'l	T57	69-73-78-80	300	+12	9
THE PLAYERS Championship	T16	68-70-70-70	278	-10	115
Valspar Championship	CUT	72-72	144	+2	0
Masters Tournament	T16	73-71-74-72	290	+2	112
RBC Heritage	T5	66-65-67-72	270	-14	262
Zurich Classic	T11	66-69-65-68	268	-20	30
Wells Fargo Championship	T8	68-71-67-74	280	-4	212
PGA Championship	CUT	71-73	144	+2	0
Charles Schwab Challenge	T5	68-66-71-70	275	-5	96
the Memorial Tournament	T5	72-70-68-76	286	-2	275
U.S. Open	T56	70-72-78-72	292	+12	8
Travelers Championship	T23	69-70-68-61	268	-12	77
John Deere Classic	T61	66-71-69-70	276	-8	3
Genesis Scottish Open	CUT	70-68	138	-2	0
The Open Championship	T22	70-74-73-71	288	+4	85
Men's Olympic Golf	T35	67-74-70-71	282	-2	0
FedEx St. Jude Champ	T61	71-67-71-73	282	+2	0
BMW Championship	T13	72-70-69-72	283	-5	0
TOUR Championship	T27	68-70-71-73	282	-2	0
The RSM Classic	CUT	72-70	142	E	0

# Competitors' Capsules

## NICK TAYLOR

**PGA TOUR VICTORIES (4):** 2015 Sanderson Farms Champ., 2020 AT&T Pebble Beach, 2023 RBC Canadian Open, 2024 WM Phoenix Open.

### 2024 Season

Tournament	Position	Scores	Total Score	Total Par	FedExCup Points
The Sentry	T52	69-69-73-70	281	-11	11
Sony Open in Hawaii	T7	69-67-65-65	266	-14	85
The American Express	CUT	68-67-70	205	-11	0
AT&T Pebble Beach Pro-Am	T71	71-77-68	216	E	5
WM Phoenix Open	1	60-70-68-65	263	-21	500
The Genesis Invitational	T39	70-69-70-74	283	-1	19
Arnold Palmer Inv't'l	T12	69-71-74-71	285	-3	132
THE PLAYERS Championship	T26	66-68-76-70	280	-8	60
Valspar Championship	T64	68-74-75-70	287	+3	4
Masters Tournament	CUT	77-81	158	+14	0
RBC Heritage	T49	71-70-69-71	281	-3	12
Zurich Classic	10	63-69-64-71	267	-21	46
Wells Fargo Championship	T43	71-69-75-75	290	+6	16
PGA Championship	CUT	72-71	143	+1	0
RBC Canadian Open	CUT	72-71	143	+3	0
the Memorial Tournament	T27	73-73-74-73	293	+5	52
U.S. Open	CUT	74-74	148	+8	0
Travelers Championship	T42	68-73-65-67	273	-7	18
Genesis Scottish Open	T57	65-71-69-69	274	-6	5
The Open Championship	CUT	75-75	150	+8	0
Men's Olympic Golf	T30	70-73-68-69	280	-4	0
Wyndham Championship	CUT	63-74	137	-3	0
FedEx St. Jude Champ	65	68-68-70-77	283	+3	0
Procore	CUT	70-73	143	-1	0
Black Desert Championship	T25	69-67-66-69	271	-13	28
Shriners Children's Open	T54	68-69-71-72	280	-4	5
ZOZO CHAMPIONSHIP	T33	68-67-71-67	273	-7	21
Butterfield Bermuda Champ	CUT	72-71	143	+1	0

## SAHITH THEEGALA

**PGA TOUR VICTORIES (1):** 2023 Fortinet Championship.

**OTHER VICTORIES (1):** 2022 QBE Shootout [with Tom Hoge].

### 2024 Season

Tournament	Position	Scores	Total Score	Total Par	FedExCup Points
The Sentry	2	64-69-68-63	264	-28	400
Sony Open in Hawaii	CUT	72-67	139	-1	0
Farmers Insurance Open	T64	72-68-75-73	288	E	3
AT&T Pebble Beach Pro-Am	T20	70-67-70	207	-9	87
WM Phoenix Open	5	65-64-69-69	267	-17	110
The Genesis Invitational	T37	72-69-70-71	282	-2	22
Arnold Palmer Inv't'l	T6	68-72-75-68	283	-5	262
THE PLAYERS Championship	T9	70-67-67-71	275	-13	187
Texas Children's Houston	T28	70-70-68-67	275	-5	29
Masters Tournament	T45	74-74-74-75	297	+9	14
RBC Heritage	2	66-67-67-68	268	-16	400
Zurich Classic	CUT	65-73	138	-6	0
Wells Fargo Championship	T52	73-65-82-72	292	+8	10
PGA Championship	T12	65-67-67-73	272	-12	132
RBC Canadian Open	CUT	74-71	145	+5	0
the Memorial Tournament	T12	73-71-69-75	288	E	145
U.S. Open	T32	77-68-72-70	287	+7	26
Travelers Championship	T48	69-67-67-72	275	-5	12
Genesis Scottish Open	T4	66-65-66-69	266	-14	100
The Open Championship	CUT	77-79	156	+14	0
3M Open	T6	66-69-66-70	271	-13	91
FedEx St. Jude Champ	T46	70-69-68-71	278	-2	0
BMW Championship	48	73-71-79-76	299	+11	0
TOUR Championship	3	67-66-66-64	263	-21	0
Procore	T7	69-66-69-72	276	-12	0
ZOZO CHAMPIONSHIP	T56	72-68-68-70	278	-2	0
Grant Thornton Inv't'l	T11	61-71-67	199	-17	0

## JUSTIN THOMAS

**PGA TOUR VICTORIES (15):** 2016 CIMB Classic, 2017 CIMB Classic, SBS Tournament of Champ, Sony Open in Hawaii, PGA Championship, Dell Technologies Champ, 2018 THE CJ CUP @ NINE BRIDGES, The Honda Classic, WGC-Bridgestone Invit'l, 2019 BMW Championship, 2020 THE CJ CUP @ NINE BRIDGES, Sentry T of C, WGC-FedEx St. Jude Invit'l, 2021 THE PLAYERS Championship, 2022 PGA Championship.

**KORN FERRY TOUR VICTORIES (1):** 2014 Nationwide Children's.

**OTHER VICTORIES (1):** 2020 PNC Championship [with Mike Thomas].

### 2024 Season

Tournament	Position	Scores	Total Score	Total Par	FedExCup Points
The American Express	T3	65-67-61-68	261	-27	145
AT&T Pebble Beach Pro-Am	T6	68-67-68	203	-13	237
WM Phoenix Open	T12	69-65-70-68	272	-12	60
The Genesis Invitational	CUT	72-73	145	+3	0
Arnold Palmer Inv't'l	T12	69-71-72-73	285	-3	132
THE PLAYERS Championship	CUT	71-74	145	+1	0
Valspar Championship	T64	68-69-79-71	287	+3	4
Masters Tournament	CUT	72-79	151	+7	0
RBC Heritage	T5	69-68-68-65	270	-14	262
Wells Fargo Championship	T21	68-71-73-72	284	E	90
PGA Championship	T8	69-67-67-68	271	-13	191
the Memorial Tournament	T33	71-77-74-72	294	+6	26
U.S. Open	CUT	77-74	151	+11	0
Travelers Championship	T5	68-63-65-66	262	-18	262
Genesis Scottish Open	T62	62-72-71-71	276	-4	4
The Open Championship	T31	68-78-67-77	290	+6	28
FedEx St. Jude Champ	T30	67-70-71-67	275	-5	0
BMW Championship	T39	76-72-74-68	290	+2	0
TOUR Championship	T14	66-69-70-65	270	-14	0
ZOZO CHAMPIONSHIP	T2	66-64-65-66	261	-19	0

## DAVIS THOMPSON

**PGA TOUR VICTORIES (1):** 2024 John Deere Classic.

**KORN FERRY TOUR VICTORIES (1):** 2022 REX Hospital Open.

### 2024 Season

Tournament	Position	Scores	Total Score	Total Par	FedExCup Points
Sony Open in Hawaii	T57	73-65-69-67	274	-6	4
The American Express	T21	67-67-66-68	268	-20	40
Farmers Insurance Open	CUT	73-69	142	-2	0
WM Phoenix Open	T15	69-67-70-67	273	-11	54
Mexico Open at Vidanta	T24	70-70-64-71	275	-9	31
Cognizant Classic	T47	67-71-71-69	278	-6	8
THE PLAYERS Championship	CUT	75-71	146	+2	0
Valspar Championship	CUT	70-75	145	+3	0
Texas Children's Houston	T21	68-72-68-66	274	-6	37
Valero Texas Open	T45	70-73-73-71	287	-1	9
Corales Puntacana	T18	67-68-71-70	276	-12	27
Zurich Classic	T23	62-69-68-71	270	-18	8
THE CJ CUP Byron Nelson	CUT	72-68	140	-2	0
Myrtle Beach Classic	T2	65-68-67-68	268	-16	135
Charles Schwab Challenge	T17	70-70-66-72	278	-2	45
RBC Canadian Open	CUT	69-74	143	+3	0
the Memorial Tournament	T27	73-73-74-73	293	+5	52
U.S. Open	T9	70-72-70-68	280	E	180
Rocket Mortgage Classic	T2	68-69-66-68	271	-17	183
John Deere Classic	1	63-67-62-64	256	-28	500
Genesis Scottish Open	T46	65-72-71-65	273	-7	8
The Open Championship	T66	74-73-71-78	296	+12	6
Wyndham Championship	T12	66-66-66-71	269	-11	52
FedEx St. Jude Champ	T33	72-66-72-66	276	-4	0
BMW Championship	T41	76-74-69-72	291	+3	0
Shriners Children's Open	T5	66-68-66-66	266	-18	0
The RSM Classic	T60	70-71-67-72	280	-2	0

# Competitors' Capsules

## JHONATTAN VEGAS

**PGA TOUR VICTORIES (4):** 2011 Bob Hope Classic. 2016 RBC Canadian Open. 2017 RBC Canadian Open. 2024 3M Open.

**KORN FERRY TOUR VICTORIES (1):** 2010 Preferred Wichita Open.

**INTERNATIONAL VICTORIES (1):** 2010 Argentina Open.

### 2024 Season

Tournament	Position	Scores	Total Score	Total Par	FedExCup Points
Sony Open in Hawaii	CUT	69-71	140	E	0
The American Express	CUT	68-70-66	204	-12	0
Farmers Insurance Open	CUT	78-65	143	-1	0
WM Phoenix Open	T22	67-68-69-71	275	-9	36
Mexico Open at Vidanta	T60	71-68-69-75	283	-1	4
Valspar Championship	CUT	73-70	143	+1	0
Texas Children's Houston	T36	71-70-71-65	277	-3	16
Valero Texas Open	CUT	73-75	148	+4	0
Corales Puntacana	T23	68-70-69-70	277	-11	19
Zurich Classic	CUT	65-76	141	-3	0
THE CJ CUP Byron Nelson	CUT	70-69	139	-3	0
RBC Canadian Open	T27	70-69-69-67	275	-5	28
Rocket Mortgage Classic	T25	67-69-69-73	278	-10	31
John Deere Classic	T20	68-64-67-68	267	-17	43
3M Open	1	68-66-63-70	267	-17	500
Wyndham Championship	T61	70-66-72-70	278	-2	4
FedEx St. Jude Champ	T40	69-73-65-70	277	-3	0
Procore	T32	71-70-70-70	281	-7	22
Sanderson Farms Champ	T23	68-69-69-66	272	-16	35
Shriners Children's Open	T52	69-68-65-77	279	-5	7
ZOZO CHAMPIONSHIP	T11	66-67-68-67	268	-12	67
World Wide Technology	CUT	72-73	145	+1	0
Butterfield Bermuda Champ	T57	67-69-70-75	281	-3	5

## CAMERON YOUNG

**BEST PGA TOUR CAREER FINISH: 2-2022** Sanderson Farms Champ., The Genesis Invitational, Wells Fargo Championship, The Open Championship, Rocket Mortgage. **2-2023** WGC-Dell Tech Match Play. **2-2024** Valspar Championship.

**KORN FERRY TOUR VICTORIES (2):** 2020 AdventHealth Championship, Evans Scholars Invitation.

### 2024 Season

Tournament	Position	Scores	Total Score	Total Par	FedExCup Points
The Sentry	T33	68-67-74-65	274	-18	27
AT&T Pebble Beach Pro-Am	70	71-74-70	215	-1	5
WM Phoenix Open	T8	67-67-66-71	271	-13	77
The Genesis Invitational	T16	72-66-69-70	277	-7	115
Cognizant Classic	T4	65-69-71-66	271	-13	104
Arnold Palmer Inv't'l	T36	73-70-71-76	290	+2	20
THE PLAYERS Championship	T54	70-69-73-74	286	-2	9
Valspar Championship	2	69-69-68-68	274	-10	300
Masters Tournament	T9	70-73-72-73	288	E	180
RBC Heritage	T62	67-71-76-70	284	E	7
Wells Fargo Championship	T34	71-69-71-76	287	+3	25
PGA Championship	T63	69-71-70-71	281	-3	7
RBC Canadian Open	CUT	69-72	141	+1	0
the Memorial Tournament	T50	76-72-76-77	301	+13	12
U.S. Open	T67	73-72-75-74	294	+14	6
Travelers Championship	T9	72-66-59-66	263	-17	173
Rocket Mortgage Classic	T6	67-66-67-73	273	-15	88
The Open Championship	T31	73-73-71-73	290	+6	28
Wyndham Championship	T22	67-62-69-72	270	-10	36
FedEx St. Jude Champ	T61	68-73-74-67	282	+2	0
BMW Championship	T43	75-71-69-77	292	+4	0
Grant Thornton Inv't'l	T7	63-69-65	197	-19	0

## KEVIN YU

**PGA TOUR VICTORIES (1):** 2024 Sanderson Farms Champ.

### 2024 Season

Tournament	Position	Scores	Total Score	Total Par	FedExCup Points
Sony Open in Hawaii	CUT	68-71	139	-1	0
The American Express	T3	66-66-66-63	261	-27	145
Farmers Insurance Open	T6	64-74-73-67	278	-10	91
AT&T Pebble Beach Pro-Am	T58	72-68-73	213	-3	7
WM Phoenix Open	CUT	69-73	142	E	0
The Genesis Invitational	CUT	75-75	150	+8	0
Cognizant Classic	T9	66-67-70-69	272	-12	66
THE PLAYERS Championship	CUT	74-73	147	+3	0
Valspar Championship	CUT	74-69	143	+1	0
Valero Texas Open	T39	72-73-74-67	286	-2	14
Corales Puntacana	CUT	72-72	144	E	0
Zurich Classic	T28	64-70-62-75	271	-17	4
THE CJ CUP Byron Nelson	CUT	68-69	137	-5	0
Myrtle Beach Classic	T4	67-69-66-67	269	-15	59
Charles Schwab Challenge	T61	69-69-72-75	285	+5	4
RBC Canadian Open	T42	70-70-67-71	278	-2	10
Rocket Mortgage Classic	T31	70-70-68-71	279	-9	19
John Deere Classic	T20	68-63-69-67	267	-17	43
Genesis Scottish Open	CUT	73-69	142	+2	0
Barracuda Championship	CUT	71-67	138	-4	0
3M Open	T73	69-71-75-73	288	+4	2
Men's Olympic Golf	52	73-69-72-74	288	+4	0
Wyndham Championship	CUT	72-71	143	+3	0
Sanderson Farms Champ	1	66-66-66-67	265	-23	500
Shriners Children's Open	CUT	72-71	143	+1	0
ZOZO CHAMPIONSHIP	T16	65-68-66-71	270	-10	48
Butterfield Bermuda Champ	CUT	76-67	143	+1	0
The RSM Classic	T11	67-68-69-66	270	-12	63

## WILL ZALATORIS

**PGA TOUR VICTORIES (1):** 2022 FedEx St. Jude Champ.

**KORN FERRY TOUR VICTORIES (1):** 2020 TPC Colorado Championship.

### 2024 Season

Tournament	Position	Scores	Total Score	Total Par	FedExCup Points
Sony Open in Hawaii	CUT	76-69	145	+5	0
The American Express	T34	68-69-65-68	270	-18	20
Farmers Insurance Open	T13	73-68-68-71	280	-8	53
The Genesis Invitational	T2	66-70-65-69	270	-14	375
Arnold Palmer Inv't'l	T4	69-69-71-72	281	-7	312
THE PLAYERS Championship	CUT	73-75	148	+4	0
Texas Children's Houston	T74	74-67-70-73	284	+4	2
Masters Tournament	T9	70-77-72-69	288	E	180
RBC Heritage	T44	68-70-68-74	280	-4	15
Zurich Classic	CUT	65-73	138	-6	0
Wells Fargo Championship	T60	70-70-74-80	294	+10	8
PGA Championship	T43	71-68-69-70	278	-6	14
the Memorial Tournament	T41	74-70-73-79	296	+8	19
U.S. Open	CUT	75-73	148	+8	0
Travelers Championship	T42	64-72-68-69	273	-7	18
Rocket Mortgage Classic	W/D	66-71	137	-7	0
Genesis Scottish Open	CUT	71-71	142	+2	0
The Open Championship	CUT	76-73	149	+7	0
Wyndham Championship	CUT	68-72	140	E	0
FedEx St. Jude Champ	T12	69-65-67-70	271	-9	0
BMW Championship	T13	71-69-72-71	283	-5	0
ZOZO CHAMPIONSHIP	T41	71-71-65-68	275	-5	0



## Championship Summaries



Chris Kirk claimed his sixth career PGA TOUR title at The Sentry in 2024.

# Championship Summaries

## TOURNAMENT OF CHAMPIONS - April 26, 1953

Player	Rd1	Rd2	Rd3	Rd4	Total	Earnings
Besselink, Al	72	68	68	72	280	\$10,000.0
Harper, Chandler	70	70	71	70	281	\$5,000.00
Mangrum, Lloyd	70	72	74	69	285	\$1,500.00
Middlecoff, Cary	72	68	71	74	285	\$1,500.00
Palmer, Johnny	72	69	72	72	285	\$1,500.00
Worsham, Lew	68	71	72	74	285	\$1,500.00
Bolt, Tommy	73	74	69	70	286	\$1,000.00
Snead, Sam	79	73	72	70	294	\$1,000.00
Ferrier, Jim	75	72	75	74	296	\$1,000.00
Clark, Jimmy	74	71	78	80	303	\$1,000.00

Player	Rd1	Rd2	Rd3	Rd4	Total	Earnings
Boros, Julius	72	73	73	71	289	\$1,000.00
Holguin, Tony	75	70	70	74	289	\$1,000.00
Harrison, E. J.	73	72	73	72	290	\$1,000.00
Kroll, Ted	1	70	70	79	290	\$1,000.00
Douglas, Dave	69	77	69	76	291	\$1,000.00
Turnesa, Jim	70	76	74	71	291	\$1,000.00
Burke, Jr., Jack	69	76	72	75	292	\$1,000.00
Demaret, Jimmy	71	70	72	79	292	\$1,000.00
Barber, Jerry	72	76	68	72	288	\$1,000.00
Stewart, Earl	68	72	71	77	288	\$1,000.00

## TOURNAMENT OF CHAMPIONS - April 25, 1954

Player	Rd1	Rd2	Rd3	Rd4	Total	Earnings
Wall, Art	69	66	70	73	278	\$10,000.00
Besselink, Al	70	71	75	68	284	\$3,750.00
Mangrum, Lloyd	68	71	74	71	284	\$3,750.00
Middlecoff, Cary	70	71	71	73	285	\$1,750.00
Ford, Doug	70	70	73	75	288	\$1,375.00
Stewart, Earl	74	70	70	74	288	\$1,375.00
Kroll, Ted	68	73	78	74	293	\$1,000.00
Harrison, E. J.	70	73	81	70	294	\$1,000.00
Mayer, Dick	73	79	73	71	296	\$1,000.00
Burkemo, Walter	72	77	74	77	300	\$1,000.00

Player	Rd1	Rd2	Rd3	Rd4	Total	Earnings
Oliver, Ed	73	78	82	69	302	\$1,000.00
Harper, Chandler	69	74	74	75	292	\$1,000.00
Wampler, Fred	72	75	71	74	292	\$1,000.00
Furgol, Ed	73	73	75	74	295	\$1,000.00
Mayfield, Shelley	72	74	76	73	295	\$1,000.00
Douglas, Dave	73	73	71	72	289	\$1,000.00
Littler, Gene	69	68	76	76	289	\$1,000.00
Snead, Sam	73	72	74	72	291	\$1,000.00
Toski, Bob	73	75	73	70	291	\$1,000.00

## TOURNAMENT OF CHAMPIONS - May 1, 1955

Player	Rd1	Rd2	Rd3	Rd4	Total	Earnings
Littler, Gene	69	71	68	72	280	\$10,000.00
Barber, Jerry	70	75	75	73	293	\$2,566.67
Cooper, Pete	70	73	78	72	293	\$2,566.67
Toski, Bob	70	74	75	74	293	\$2,566.66
Furgol, Ed	69	78	75	74	296	\$1,326.67
Maxwell, Billy	77	67	74	78	296	\$1,326.67
Middlecoff, Cary	71	74	74	77	296	\$1,326.66
Ford, Doug	75	76	74	73	298	\$1,240.00
Harbert, Chick	69	74	80	75	298	\$1,240.00
Holscher, Bud	73	72	76	77	298	\$1,240.00
Boros, Julius	75	74	72	78	299	\$1,190.00

Player	Rd1	Rd2	Rd3	Rd4	Total	Earnings
Snead, Sam	73	74	74	78	299	\$1,190.00
Furgol, Marty	71	75	77	77	300	\$1,160.00
Winingar, Bo	74	76	75	76	301	\$1,140.00
Monti, Eric	70	79	75	78	302	\$1,110.00
Wall, Art	75	72	77	78	302	\$1,110.00
Bolt, Tommy	72	74	78	80	304	\$1,070.00
Rosburg, Bob	72	75	80	77	304	\$1,070.00
Ulrich, Wally	77	77	73	78	305	\$1,040.00
Souchak, Mike	71	84	79	76	310	\$1,020.00
Mangrum, Lloyd	70	0	0	0		\$1,000.00

# Championship Summaries

## TOURNAMENT OF CHAMPIONS - April 29, 1956

Player	Rd1	Rd2	Rd3	Rd4	Total	Earnings
Littler, Gene	70	71	69	71	281	\$10,000.00
Middlecoff, Cary	79	68	68	70	285	\$4,000.00
Mangrum, Lloyd	75	70	74	69	288	\$2,200.00
Balding, Al	75	71	75	68	289	\$1,400.00
Kroll, Ted	72	73	73	71	289	\$1,400.00
Mayfield, Shelley	72	73	73	71	289	\$1,400.00
Dickinson, Gardner	75	70	72	73	290	\$1,260.00
Ford, Doug	72	74	72	72	290	\$1,260.00
Mayer, Dick	77	69	74	70	290	\$1,260.00
Stranahan, Frank	74	72	72	73	291	\$1,220.00
Ransom, Henry	73	74	75	70	292	\$1,200.00

Player	Rd1	Rd2	Rd3	Rd4	Total	Earnings
Palmer, Arnold	74	76	71	72	293	\$1,180.00
Boros, Julius	80	72	74	69	295	\$1,140.00
Fetchick, Mike	74	72	77	72	295	\$1,140.00
Finsterwald, Dow	78	72	72	73	295	\$1,140.00
Fairfield, Don	76	76	72	73	297	\$1,100.00
Souchak, Mike	78	74	73	74	299	\$1,070.00
Winger, Bo	79	73	69	78	299	\$1,070.00
Harper, Chandler	74	78	79	75	306	\$1,040.00
Fleck, Jack	82	80	75	71	308	\$1,020.00
Bolt, Tommy	81	74	83	74	312	\$1,000.00
Evans, Max	79	0	0	0		\$1,000.00

## TOURNAMENT OF CHAMPIONS - April 21, 1957

Player	Rd1	Rd2	Rd3	Rd4	Total	Earnings
Littler, Gene	73	73	69	70	285	\$10,000.00
Casper, Billy	75	70	72	71	288	\$2,230.00
Demaret, Jimmy	73	72	73	70	288	\$2,230.00
Finsterwald, Dow	75	73	70	70	288	\$2,230.00
Maxwell, Billy	76	74	69	69	288	\$2,230.00
January, Don	78	65	73	73	289	\$1,326.67
Mayer, Dick	78	70	69	72	289	\$1,326.67
Furgol, Ed	72	77	70	70	289	\$1,326.66
Ford, Doug	74	75	74	69	292	\$1,270.00
Palmer, Arnold	72	73	74	73	292	\$1,270.00
Hawkins, Fred	73	76	72	72	293	\$1,220.00
Middlecoff, Cary	75	72	73	73	293	\$1,220.00

Player	Rd1	Rd2	Rd3	Rd4	Total	Earnings
Thomson, Peter	76	76	70	71	293	\$1,220.00
Hebert, Jay	83	70	73	68	284	\$1,180.00
Cooper, Pete	74	74	74	73	295	\$1,160.00
Wall, Art	73	76	76	73	298	\$1,140.00
Rosburg, Bob	79	71	77	72	299	\$1,120.00
Souchak, Mike	76	74	75	75	300	\$1,100.00
Harrison, E. J.	80	73	75	75	303	\$1,080.00
Fetchick, Mike	76	78	72	78	304	\$1,060.00
Winger, Bo	81	78	74	72	305	\$1,040.00
Sanders, Doug	81	71	77	77	306	\$1,020.00
Kroll, Ted	79	75	83	71	308	\$1,000.00

## TOURNAMENT OF CHAMPIONS - April 27, 1958

Player	Rd1	Rd2	Rd3	Rd4	Total	Earnings
Littler, Gene	69	71	68	72	280	\$10,000.00
Barber, Jerry	70	75	75	73	293	\$2,566.67
Leonard, Stan	69	69	69	68	275	\$10,000.00
Casper, Billy	65	70	71	70	276	\$5,000.00
Stranahan, Frank	66	71	72	71	280	\$2,500.00
Bolt, Tommy	69	67	71	74	281	\$1,390.00
Littler, Gene	68	74	71	68	281	\$1,390.00
Harrison, E. J.	70	70	72	70	282	\$1,310.00
Palmer, Arnold	72	68	72	70	282	\$1,310.00
Bayer, George	78	66	68	71	283	\$1,260.00
Dickinson, Gardner	73	70	68	72	283	\$1,260.00
Venturi, Ken	72	71	71	69	283	\$1,260.00

Player	Rd1	Rd2	Rd3	Rd4	Total	Earnings
Harney, Paul	75	71	67	72	285	\$1,220.00
Demaret, Jimmy	73	71	72	70	286	\$1,190.00
Maxwell, Billy	71	71	74	70	286	\$1,190.00
Burkemo, Walter	71	68	74	74	287	\$1,140.00
Hebert, Lionel	72	71	73	71	287	\$1,140.00
Mayer, Dick	76	71	68	72	287	\$1,140.00
De Vincenzo, Roberto	70	71	76	71	288	\$1,100.00
Johnson, Howie	72	75	68	74	289	\$1,080.00
Johnston, Bill	69	78	72	71	290	\$1,050.00
Oliver, Ed	70	75	76	69	290	\$1,050.00
Ford, Doug	72	74	70	75	291	\$1,020.00
Besselink, Al	79	73	76	73	301	\$1,000.00



# Championship Summaries

## TOURNAMENT OF CHAMPIONS - April 26, 1959

Player	Rd1	Rd2	Rd3	Rd4	Total	Earnings
Souchak, Mike	66	70	68	77	281	\$10,000.00
Wall, Art	72	68	69	74	283	\$5,000.00
Littler, Gene	71	72	71	71	285	\$3,000.00
Boros, Julius	70	70	75	74	289	\$1,606.67
Sanders, Doug	71	73	72	73	289	\$1,606.67
Leonard, Stan	71	73	70	75	289	\$1,606.66
Maxwell, Billy	72	73	73	72	290	\$1,360.00
Venturi, Ken	71	75	72	72	290	\$1,360.00
Vossler, Ernie	69	71	74	76	290	\$1,360.00
Casper, Billy	72	75	73	72	292	\$1,300.00
Cooper, Pete	69	77	73	73	292	\$1,300.00
McMullen, John	68	72	76	76	292	\$1,300.00
Jacobs, Tommy	72	76	69	76	293	\$1,250.00

Player	Rd1	Rd2	Rd3	Rd4	Total	Earnings
Palmer, Arnold	70	73	74	76	293	\$1,250.00
Bayer, George	72	70	77	77	296	\$1,210.00
Goalby, Bob	72	74	73	77	296	\$1,210.00
Finsterwald, Dow	73	74	77	73	297	\$1,170.00
Furgol, Marty	73	80	70	74	297	\$1,170.00
Collins, Bill	73	74	81	72	300	\$1,120.00
Ellis, Wes	73	72	75	80	300	\$1,120.00
Harney, Paul	71	73	80	76	300	\$1,120.00
Player, Gary	74	75	81	71	301	\$1,080.00
Bolt, Tommy	75	76	73	78	302	\$1,060.00
Middlecoff, Cary	72	73	75	85	305	\$1,040.00
Ferree, Jim	78	76	76	76	306	\$1,010.00
Johnson, Howie	74	74	79	79	306	\$1,010.00

## TOURNAMENT OF CHAMPIONS - May 8, 1960

Player	Rd1	Rd2	Rd3	Rd4	Total	Earnings
Barber, Jerry	69	66	66	67	268	\$10,000.00
Hebert, Jay	68	68	68	68	272	\$5,000.00
Boros, Julius	70	67	66	71	274	\$4,000.00
Whitt, Don	67	72	68	68	275	\$3,000.00
Casper, Billy	73	67	66	70	276	\$1,650.00
Palmer, Arnold	72	65	70	69	276	\$1,650.00
Sanders, Doug	74	67	69	68	278	\$1,280.00
Ford, Doug	70	73	69	67	279	\$1,250.00
Wall, Art	69	70	73	67	279	\$1,250.00
Nieporte, Tom	73	65	73	69	280	\$1,220.00
Finsterwald, Dow	70	68	71	72	281	\$1,190.00

Player	Rd1	Rd2	Rd3	Rd4	Total	Earnings
January, Don	71	73	69	68	281	\$1,190.00
Fleck, Jack	69	70	71	72	282	\$1,140.00
Rosburg, Bob	70	71	72	69	282	\$1,140.00
Rudolph, Mason	68	73	70	71	282	\$1,140.00
Ragan, Dave	67	72	71	73	283	\$1,080.00
Souchak, Mike	72	67	73	71	283	\$1,080.00
Venturi, Ken	69	67	70	77	283	\$1,080.00
Littler, Gene	75	70	73	67	285	\$1,040.00
Bayer, George	73	69	73	73	288	\$1,020.00
Monti, Eric	72	73	71	75	291	\$1,000.00

## TOURNAMENT OF CHAMPIONS - May 7, 1961

Player	Rd1	Rd2	Rd3	Rd4	Total	Earnings
Snead, Sam	68	67	69	69	273	\$10,000.00
Bolt, Tommy	67	69	73	71	280	\$5,000.00
Collins, Bill	71	68	73	69	281	\$3,000.00
Rosburg, Bob	3	70	71	68	282	\$2,500.00
Ford, Doug	67	69	74	73	283	\$2,100.00
Hebert, Jay	66	67	78	73	284	\$1,760.00
Leonard, Stan	69	67	74	74	284	\$1,760.00
Player, Gary	70	70	69	75	284	\$1,760.00
Boros, Julius	67	71	75	74	287	\$1,640.00
Casper, Billy	68	70	73	76	287	\$1,640.00
Sanders, Doug	70	74	71	72	287	\$1,640.00
Venturi, Ken	72	70	73	73	288	\$1,560.00
Littler, Gene	71	72	73	73	289	\$1,500.00

Player	Rd1	Rd2	Rd3	Rd4	Total	Earnings
Maxwell, Billy	75	70	71	73	289	\$1,500.00
Finsterwald, Dow	71	74	74	71	290	\$1,440.00
Hill, Dave	76	71	69	75	291	\$1,400.00
Souchak, Mike	74	71	71	76	292	\$1,360.00
Johnston, Bill	71	70	74	78	293	\$1,320.00
Wall, Art	69	70	78	77	294	\$1,280.00
Pott, Johnny	72	70	74	79	295	\$1,240.00
Fairfield, Don	71	71	78	76	296	\$1,160.00
Palmer, Arnold	69	76	73	78	296	\$1,160.00
Vossler, Ernie	75	73	74	76	298	\$1,080.00
Goalby, Bob	76	72	76	75	299	\$1,040.00
Hebert, Lionel	75	73	72	81	301	\$1,000.00

# Championship Summaries

## TOURNAMENT OF CHAMPIONS - May 6, 1962

Player	Rd1	Rd2	Rd3	Rd4	Total	Earnings
Palmer, Arnold	69	70	69	68	276	\$11,000.00
Casper, Billy	73	67	69	68	277	\$5,800.00
Stewart, Earl	72	68	69	70	279	\$3,800.00
Sanders, Doug	69	72	69	70	280	\$3,300.00
Hebert, Jay	71	76	68	68	283	\$2,900.00
Monti, Eric	74	70	70	70	284	\$2,500.00
Brewer, Gay	70	74	69	72	285	\$2,125.00
Rodgers, Phil	71	71	70	73	285	\$2,125.00
Littler, Gene	72	71	71	73	287	\$1,850.00
Ford, Doug	70	69	74	75	288	\$1,650.00
January, Don	75	72	70	71	288	\$1,650.00
Cupit, Jacky	74	77	70	68	289	\$1,416.67
Fleck, Jack	71	69	80	69	289	\$1,416.67
Baird, Butch	71	76	72	70	289	\$1,416.66

Player	Rd1	Rd2	Rd3	Rd4	Total	Earnings
Campbell, Joe	70	71	74	75	290	\$1,250.00
Crampton, Bruce	72	68	76	74	290	\$1,250.00
Snead, Sam	70	75	75	70	290	\$1,250.00
Hill, Dave	73	77	71	70	291	\$1,125.00
Jacobs, Tommy	78	69	68	76	291	\$1,125.00
Maxwell, Billy	74	73	73	73	293	\$1,050.00
Middlecoff, Cary	69	70	80	76	295	\$1,000.00
Winger, Bo	80	70	77	72	299	\$1,000.00
McCallister, Bob	77	70	77	76	300	\$1,000.00
Nichols, Bobby	76	78	78	71	303	\$1,000.00
Knudson, George	75	73	71	75	294	\$1,000.00
Marr, Dave	74	75	74	71	294	\$1,000.00
Souchak, Mike	69	79	75	71	294	\$1,000.00

## TOURNAMENT OF CHAMPIONS - May 5, 1963

Player	Rd1	Rd2	Rd3	Rd4	Total	Earnings
Nicklaus, Jack	64	68	72	69	273	\$13,000.00
Lema, Tony	72	69	71	66	278	\$5,300.00
Palmer, Arnold	66	71	73	68	278	\$5,300.00
Dickinson, Gardner	71	71	70	69	281	\$2,900.00
Goalby, Bob	73	68	68	72	282	\$2,900.00
Kroll, Ted	72	71	69	69	281	\$2,900.00
Sanders, Doug	70	72	72	69	283	\$2,250.00
Barber, Jerry	71	69	74	70	284	\$1,850.00
Cupit, Jacky	71	70	72	71	284	\$1,850.00
Littler, Gene	73	74	68	69	284	\$1,850.00
Barnum, John	72	73	70	71	286	\$1,462.50
Floyd, Ray	76	74	68	68	286	\$1,462.50
Player, Gary	73	73	71	69	286	\$1,462.50
Pott, Johnny	70	71	74	71	286	\$1,462.50
Collins, Bill	67	75	74	71	287	\$1,275.00

Player	Rd1	Rd2	Rd3	Rd4	Total	Earnings
Maxwell, Billy	73	73	72	69	287	\$1,275.00
January, Don	76	72	71	71	290	\$1,175.00
Winger, Bo	70	72	77	71	290	\$1,175.00
Barber, Jerry	74	71	76	75	296	\$1,160.00
Hebert, Lionel	71	76	74	70	291	\$1,100.00
Ford, Doug	71	75	75	71	292	\$1,050.00
Crampton, Bruce	73	73	75	72	293	\$1,000.00
Barber, Jerry	71	73	73	80	297	\$1,000.00
Ragan, Dave	77	74	72	72	295	\$1,000.00
Geiberger, Al	77	78	70	73	298	\$1,000.00
Johnston, Al	79	72	72	71	294	\$1,000.00
Nichols, Bobby	75	73	75	71	294	\$1,000.00
Sikes, Dan	72	72	74	76	294	\$1,000.00
Casper, Billy	70	69	69	0		\$0.00

## TOURNAMENT OF CHAMPIONS - May 3, 1964

Player	Rd1	Rd2	Rd3	Rd4	Total	Earnings
Nicklaus, Jack	68	73	65	73	279	\$12,000.00
Geiberger, Al	70	75	67	69	281	\$6,000.00
Sanders, Doug	71	73	71	66	281	\$6,000.00
Boros, Julius	72	76	66	68	282	\$3,020.00
Fairfield, Don	72	72	67	71	282	\$3,020.00
Harney, Paul	72	71	70	69	282	\$3,020.00
Jacobs, Tommy	70	75	68	69	282	\$3,020.00
Rodriguez, Chi Chi	69	70	70	73	282	\$3,020.00
Palmer, Arnold	72	72	70	70	284	\$1,850.00
Player, Gary	71	71	70	73	285	\$1,650.00
Wall, Art	72	73	70	70	285	\$1,650.00
Beard, Frank	71	74	70	72	287	\$1,416.67
Casper, Billy	71	76	72	68	287	\$1,416.67
Devlin, Bruce	73	77	65	72	287	\$1,416.66
Baxter, Rex	73	74	75	67	289	\$1,250.00

Player	Rd1	Rd2	Rd3	Rd4	Total	Earnings
Finsterwald, Dow	74	75	73	67	289	\$1,250.00
Pott, Johnny	74	75	75	65	289	\$1,250.00
Brewer, Gay	71	74	73	72	290	\$1,160.00
Ford, Doug	67	75	74	75	291	\$1,095.00
Knudson, George	72	70	74	75	291	\$1,095.00
Nichols, Bobby	71	80	69	71	291	\$1,095.00
Rodgers, Phil	70	85	68	68	291	\$1,095.00
Rudolph, Mason	72	74	71	75	292	\$1,060.00
Besselink, Al	73	81	70	71	295	\$1,045.00
Lema, Tony	77	80	70	68	295	\$1,045.00
Cupit, Jacky	74	73	71	78	296	\$1,030.00
Charles, Bob	69	80	72	77	298	\$1,020.00
Rule, Jack	79	78	72	72	301	\$1,010.00
Hill, Dave	75	74	77	77	303	\$1,000.00

# Championship Summaries

## TOURNAMENT OF CHAMPIONS - May 2, 1965

Player	Rd1	Rd2	Rd3	Rd4	Total	Earnings
Palmer, Arnold	66	69	71	71	277	\$14,000.00
Rodriguez, Chi Chi	70	67	72	70	279	\$8,000.00
Sanders, Doug	69	68	72	72	281	\$6,000.00
Nagle, Kel	71	73	69	70	283	\$4,750.00
Snead, Sam	68	71	74	70	283	\$4,750.00
Barber, Miller	73	70	72	71	286	\$3,750.00
Casper, Billy	68	71	72	75	286	\$3,750.00
Crampton, Bruce	69	70	76	72	287	\$2,900.00
Sikes, R.H.	68	74	68	77	287	\$2,900.00
Knudson, George	69	74	72	74	289	\$2,400.00
Nicklaus, Jack	74	71	67	78	290	\$2,150.00
Coody, Charles	71	75	73	72	291	\$1,825.00
McGowan, Jack	71	73	72	75	291	\$1,825.00

Player	Rd1	Rd2	Rd3	Rd4	Total	Earnings
Courtney, Charles	69	74	72	77	292	\$1,600.00
Lema, Tony	73	71	73	77	294	\$1,500.00
Archer, George	72	73	74	76	295	\$1,375.00
Funseth, Rod	69	74	72	80	295	\$1,375.00
Hart, Dick	71	74	73	78	296	\$1,300.00
Ellis, Wes	71	74	75	77	297	\$1,250.00
Charles, Bob	70	73	78	77	298	\$1,175.00
Souchak, Mike	71	74	75	78	298	\$1,175.00
McCallister, Bob	72	74	75	78	299	\$1,100.00
Weaver, Bert	72	74	76	79	301	\$1,075.00
Nichols, Bobby	73	75	73	81	302	\$1,050.00
Brown, Pete	78	0	0	0		\$1,012.50
Harney, Paul	70	82	0	0		\$1,012.50

## TOURNAMENT OF CHAMPIONS - April 18, 1966

Player	Rd1	Rd2	Rd3	Rd4	Total	Earnings
Palmer, Arnold	74	70	70	69	283	\$20,000.00
Brewer, Gay	70	69	70	74	283	\$12,000.00
Casper, Billy	70	71	74	70	285	\$8,000.00
Massengale, Don	74	72	69	72	287	\$5,600.00
Crampton, Bruce	72	71	71	74	288	\$4,250.00
Nicklaus, Jack	76	71	69	72	288	\$4,250.00
Beard, Frank	75	68	76	70	289	\$3,233.34
Marr, Dave	71	72	71	75	289	\$3,233.33
Nichols, Bobby	73	72	70	74	289	\$3,233.33
Rodgers, Phil	74	74	69	73	290	\$2,800.00
Wysong, Dudley	71	70	80	69	290	\$2,800.00
Hiskey, Babe	75	76	69	72	292	\$2,600.00
Sanders, Doug	73	72	70	77	292	\$2,600.00

Player	Rd1	Rd2	Rd3	Rd4	Total	Earnings
Geiberger, Al	76	73	72	73	294	\$2,300.00
Littler, Gene	79	72	71	72	294	\$2,300.00
Player, Gary	76	71	71	76	294	\$2,300.00
Rule, Jack	74	74	73	73	294	\$2,300.00
Baird, Butch	75	74	71	75	295	\$2,050.00
Campbell, Joe	74	73	73	75	295	\$2,050.00
Sikes, Dan	82	69	72	72	295	\$2,050.00
Hebert, Lionel	74	70	72	80	296	\$1,900.00
Floyd, Ray	74	74	73	76	297	\$1,750.00
Lema, Tony	77	75	69	76	297	\$1,750.00
Venturi, Ken	75	73	76	75	299	\$1,600.00
Verwey, Bob	76	72	75	77	300	\$1,550.00
Mayer, Dick	77	73	76	76	302	\$1,500.00

## TOURNAMENT OF CHAMPIONS - April 16, 1967

Player	Rd1	Rd2	Rd3	Rd4	Total	Earnings
Beard, Frank	65	68	74	71	278	\$20,000.00
Palmer, Arnold	68	73	74	64	279	\$12,000.00
Archer, George	68	74	72	68	282	\$8,000.00
Nichols, Bobby	68	71	75	70	284	\$4,700.00
Nicklaus, Jack	68	68	75	73	284	\$4,700.00
Sanders, Doug	67	69	77	71	284	\$4,700.00
Sikes, R.H.	69	70	75	71	285	\$3,233.34
De Vicenzo, Roberto	70	74	68	73	285	\$3,233.33
Sikes, Dan	68	68	73	76	285	\$3,233.33
Yancey, Bert	70	75	71	70	286	\$2,850.00
Blancas, Homero	74	69	76	68	287	\$2,750.00
Brewer, Gay	67	72	74	75	288	\$2,600.00
Cupit, Jacky	71	73	75	69	288	\$2,600.00

Player	Rd1	Rd2	Rd3	Rd4	Total	Earnings
Geiberger, Al	69	73	77	70	289	\$2,450.00
Goalby, Bob	69	71	77	73	290	\$2,350.00
Boros, Julius	72	71	74	74	291	\$2,200.00
January, Don	67	74	77	73	291	\$2,200.00
Casper, Billy	71	77	71	73	292	\$2,050.00
Rudolph, Mason	72	75	74	71	292	\$2,050.00
Wall, Art	72	69	78	73	292	\$2,050.00
Devlin, Bruce	71	68	76	78	293	\$1,850.00
Henning, Harold	72	70	76	75	293	\$1,850.00
Rodgers, Phil	75	75	74	72	296	\$1,700.00
Makalena, Ted	72	76	73	77	298	\$1,600.00
Massengale, Don	72	73	78	77	300	\$1,550.00
Nieporte, Tom	76	0	0	0		\$0.00

# Championship Summaries

## TOURNAMENT OF CHAMPIONS - April 21, 1968

Player	Rd1	Rd2	Rd3	Rd4	Total	Earnings
January, Don	70	68	69	69	276	\$30,000.00
Boros, Julius	70	70	71	66	277	\$18,000.00
Glover, Randy	70	71	70	68	279	\$12,000.00
Dickinson, Gardner	68	71	73	69	281	\$9,175.00
Goalby, Bob	70	70	66	75	281	\$9,175.00
Archer, George	71	69	71	71	282	\$7,250.00
Charles, Bob	73	68	74	68	283	\$5,750.00
Jacklin, Tony	74	70	69	70	283	\$5,750.00
Casper, Billy	70	74	70	70	284	\$4,350.00
Stockton, Dave	72	69	75	68	284	\$4,350.00
Sikes, Dan	68	70	70	77	285	\$4,000.00
Beard, Frank	76	71	71	70	288	\$3,725.00
Weiskopf, Tom	75	71	67	75	288	\$3,725.00

Player	Rd1	Rd2	Rd3	Rd4	Total	Earnings
Sifford, Charles	75	73	70	71	289	\$3,350.00
Yancey, Bert	74	73	72	70	289	\$3,350.00
Zarley, Kermit	68	75	76	70	289	\$3,350.00
Barber, Miller	76	71	70	73	290	\$2,975.00
Knudson, George	73	72	70	75	290	\$2,975.00
Fleckman, Marty	72	75	74	70	291	\$2,616.67
Graham, Lou	72	78	73	68	291	\$2,616.67
Wysong, Dudley	71	74	73	73	291	\$2,616.66
Hammer, Laurie	78	73	77	68	296	\$2,350.00
Rodriguez, Chi Chi	73	74	75	74	296	\$2,350.00
Hill, Dave	77	73	78	72	300	\$2,200.00
Pott, Johnny	75	83	78	78	314	\$2,000.00

## TOURNAMENT OF CHAMPIONS - April 20, 1969

Player	Rd1	Rd2	Rd3	Rd4	Total	Earnings
Player, Gary	69	74	69	72	284	\$30,000.00
Trevino, Lee	74	68	70	74	286	\$17,000.00
Palmer, Arnold	69	74	75	71	289	\$10,000.00
Stockton, Dave	69	75	75	70	289	\$10,000.00
Littler, Gene	75	68	75	72	290	\$8,000.00
Archer, George	71	71	74	75	291	\$7,000.00
Charles, Bob	73	73	74	72	292	\$5,500.00
Lotz, Dick	67	78	70	77	292	\$5,500.00
Cerrudo, Ron	74	73	75	71	293	\$4,116.67
Sikes, Dan	73	73	77	70	293	\$4,116.67
Casper, Billy	71	76	71	75	293	\$4,116.66
Boros, Julius	69	74	73	78	294	\$3,416.67
January, Don	71	78	73	72	294	\$3,416.67
Reid, Steve	71	75	70	78	294	\$3,416.66

Player	Rd1	Rd2	Rd3	Rd4	Total	Earnings
Barber, Miller	72	75	78	70	295	\$3,100.00
Nicklaus, Jack	73	80	76	67	296	\$2,816.67
Weiskopf, Tom	69	78	77	72	296	\$2,816.67
Still, Ken	72	78	74	72	296	\$2,816.66
Shaw, Tom	72	73	75	78	298	\$2,600.00
Lunn, Bob	75	74	73	77	299	\$2,500.00
De Vincenzo, Roberto	73	76	77	75	301	\$2,400.00
Dickson, Bob	77	81	72	73	303	\$2,350.00
Henry, Bunky	77	74	76	77	304	\$2,275.00
Sifford, Charles	74	76	77	77	304	\$2,275.00
Colbert, Jim	73	78	80	75	306	\$2,175.00
Rodriguez, Chi Chi	78	75	76	77	306	\$2,175.00
Murphy, Bob	79	72	79	79	309	\$2,100.00
Floyd, Ray	75	77	80	78	310	\$2,000.00

## TOURNAMENT OF CHAMPIONS - April 26, 1970

Player	Rd1	Rd2	Rd3	Rd4	Total	Earnings
Beard, Frank	70	64	68	71	273	\$30,000.00
Jacklin, Tony	69	68	67	76	280	\$11,633.34
Casper, Billy	71	69	68	72	280	\$11,633.33
Player, Gary	68	72	69	71	280	\$11,633.33
Palmer, Arnold	70	72	69	70	281	\$7,400.00
Moody, Orville	72	71	71	70	284	\$6,400.00
Crampton, Bruce	69	69	72	76	286	\$4,766.67
Nicklaus, Jack	71	69	72	74	286	\$4,766.67
Douglass, Dale	70	71	71	74	286	\$4,766.66
Still, Ken	78	72	69	68	287	\$3,675.00
Ziegler, Larry	72	71	73	71	287	\$3,675.00
Devlin, Bruce	71	75	70	72	288	\$3,400.00
Dickinson, Gardner	73	73	74	69	289	\$3,175.00
Goalby, Bob	72	74	69	74	289	\$3,175.00
Cerrudo, Ron	72	74	72	72	290	\$2,762.50
Coody, Charles	74	68	72	76	290	\$2,762.50

Player	Rd1	Rd2	Rd3	Rd4	Total	Earnings
Hinson, Larry	71	73	75	71	290	\$2,762.50
Spray, Steve	76	70	71	73	290	\$2,762.50
Hill, Mike	73	75	72	71	291	\$2,500.00
Courtney, Charles	73	73	74	73	293	\$2,425.00
Trevino, Lee	70	71	77	75	293	\$2,425.00
Hill, Dave	72	76	74	72	294	\$2,300.00
Lotz, Dick	78	73	71	72	294	\$2,300.00
Lunn, Bob	75	72	72	75	294	\$2,300.00
Floyd, Ray	71	75	73	76	295	\$2,175.00
Yancey, Bert	75	72	72	76	295	\$2,175.00
Barber, Miller	72	74	75	77	298	\$2,087.50
Shaw, Tom	77	69	74	78	298	\$2,087.50
Beman, Deane	77	73	74	76	300	\$2,050.00
Brown, Pete	78	77	71	75	301	\$2,025.00
January, Don	78	78	75	77	308	\$2,000.00

# Championship Summaries

## TOURNAMENT OF CHAMPIONS - April 25, 1971

Player	Rd1	Rd2	Rd3	Rd4	Total	Earnings
Nicklaus, Jack	69	71	69	70	279	\$33,000.00
Devlin, Bruce	72	70	72	73	287	\$12,760.00
Player, Gary	70	71	74	72	287	\$12,760.00
Stockton, Dave	71	72	72	72	287	\$12,760.00
Little, Gene	72	71	74	71	288	\$6,770.00
Nichols, Bobby	71	75	72	71	289	\$5,940.00
Beard, Frank	70	73	73	74	290	\$4,930.00
Coody, Charles	74	68	73	75	290	\$4,930.00
Gilbert, Gibby	73	71	73	74	291	\$4,350.00
Hill, Dave	72	76	71	73	292	\$4,050.00
Barber, Miller	69	71	76	77	293	\$3,700.00
Knudson, George	70	76	71	76	293	\$3,700.00
Aaron, Tommy	76	72	73	73	294	\$3,400.00
Palmer, Arnold	71	74	77	73	295	\$3,100.00
Snead, J.C.	75	71	75	74	295	\$3,100.00
Lunn, Bob	72	77	70	77	296	\$2,720.00
Rudolph, Mason	77	71	76	72	296	\$2,720.00
Sanders, Doug	74	74	73	75	297	\$2,720.00

Player	Rd1	Rd2	Rd3	Rd4	Total	Earnings
Blancas, Homero	77	76	70	74	297	\$2,520.00
Zarley, Kermit	77	75	71	74	298	\$2,520.00
Hiskey, Babe	77	76	72	73	299	\$2,400.00
Archer, George	77	74	72	76	299	\$2,320.00
Murphy, Bob	75	75	76	73	299	\$2,320.00
Royer, Hugh	77	71	73	78	299	\$2,320.00
Jacklin, Tony	77	75	75	74	301	\$2,220.00
Sanudo, Cesar	77	70	76	78	301	\$2,220.00
Goalby, Bob	77	75	75	75	302	\$2,175.00
Still, Ken	79	71	78	75	303	\$2,150.00
Allin, Bud	75	73	78	79	305	\$2,112.50
Lotz, Dick	77	77	77	74	305	\$2,112.50
Beman, Deane	80	75	79	74	308	\$2,080.00
Henning, Harold	77	73	79	81	310	\$2,050.00
Shaw, Tom	78	75	82	75	310	\$2,050.00
Crampton, Bruce	76	81	79	81	317	\$2,010.00
Garrett, Bill	79	76	79	83	317	\$2,010.00

## TOURNAMENT OF CHAMPIONS - April 23, 1972

Player	Rd1	Rd2	Rd3	Rd4	Total	Earnings
Mitchell, Bobby	71	65	74	70	280	\$33,000.00
Nicklaus, Jack	70	71	67	72	280	\$19,000.00
Trevino, Lee	75	67	68	72	282	\$12,000.00
Blancas, Homero	75	65	77	67	284	\$7,150.00
Crampton, Bruce	70	72	71	71	284	\$7,150.00
Heard, Jerry	70	70	72	72	284	\$7,150.00
Hill, Dave	71	71	70	72	284	\$7,150.00
Weiskopf, Tom	74	70	71	71	286	\$5,700.00
Palmer, Arnold	74	74	70	71	289	\$5,033.34
Rosburg, Bob	73	76	68	72	289	\$5,033.33
Stockton, Dave	76	74	68	71	289	\$5,033.33
Goalby, Bob	75	70	71	74	290	\$4,500.00
Green, Hubert	68	76	74	72	290	\$4,500.00

Player	Rd1	Rd2	Rd3	Rd4	Total	Earnings
Jones, Grier	79	72	68	72	291	\$4,200.00
Barber, Miller	72	70	76	74	292	\$4,000.00
Casper, Billy	71	74	78	70	293	\$3,800.00
Harney, Paul	74	77	69	74	294	\$3,600.00
Beard, Frank	74	74	75	72	295	\$3,300.00
Dickinson, Gardner	68	72	80	75	295	\$3,300.00
Weaver, DeWitt	75	73	70	77	295	\$3,300.00
Irwin, Hale	73	74	73	77	297	\$3,100.00
Archer, George	77	72	76	74	299	\$2,900.00
Eichelberger, Dave	79	74	73	73	299	\$2,900.00
Miller, Johnny	75	75	76	73	299	\$2,900.00
Jacklin, Tony	78	70	75	78	301	\$2,700.00
Harris, Labron	76	81	73	76	306	\$2,600.00

## TOURNAMENT OF CHAMPIONS - April 22, 1973

Player	Rd1	Rd2	Rd3	Rd4	Total	Earnings
Nicklaus, Jack	70	70	68	68	276	\$40,000.00
Trevino, Lee	68	71	71	67	277	\$23,404.00
Colbert, Jim	66	76	70	69	281	\$14,628.00
Rodriguez, Chi Chi	71	72	70	69	282	\$9,384.00
Crampton, Bruce	73	68	70	74	285	\$6,921.40
Jamieson, Jim	68	76	70	71	285	\$6,921.40
Snead, J.C.	72	68	72	73	285	\$6,921.40
Wadkins, Lanny	70	75	70	70	285	\$6,921.40
Weaver, DeWitt	71	73	70	71	285	\$6,921.40
Dickson, Bob	70	73	72	73	288	\$5,516.00
Jones, Grier	69	75	73	71	288	\$5,516.00
Blancas, Homero	67	75	75	72	289	\$4,980.00
Miller, Johnny	72	78	71	69	252	\$4,802.00
Hill, Mike	75	75	71	70	291	\$4,535.50
Yancey, Bert	75	67	75	74	291	\$4,535.50
Knudson, George	74	70	72	76	292	\$4,091.34

Player	Rd1	Rd2	Rd3	Rd4	Total	Earnings
Lunn, Bob	73	77	69	73	292	\$4,091.33
Mitchell, Bobby	73	72	73	74	292	\$4,091.33
Graham, David	70	76	75	72	293	\$3,646.50
Palmer, Arnold	70	71	77	75	293	\$3,646.50
Heard, Jerry	71	77	72	74	294	\$3,380.00
Beman, Deane	70	74	73	78	295	\$3,113.00
Brewer, Gay	71	75	76	73	295	\$3,113.00
Sanders, Doug	74	70	75	77	296	\$2,846.00
Schlee, John	73	73	77	74	297	\$2,668.00
Funseth, Rod	73	71	75	79	298	\$2,530.00
Aaron, Tommy	75	73	76	75	299	\$2,343.00
Devlin, Bruce	77	73	74	75	299	\$2,343.00
Allin, Bud	76	74	70	80	300	\$2,094.50
Graham, Lou	75	77	75	73	300	\$2,094.50
Shaw, Bob	74	78	75	75	302	\$2,000.00

# Championship Summaries

## TOURNAMENT OF CHAMPIONS - April 28, 1974

Player	Rd1	Rd2	Rd3	Rd4	Total	Earnings
Miller, Johnny	75	69	67	69	280	\$40,000.00
Allin, Bud	66	69	75	71	281	\$19,500.00
Mahaffey, John	70	70	71	70	281	\$19,500.00
Casper, Billy	75	69	68	71	283	\$10,000.00
Littler, Gene	70	69	75	71	285	\$8,133.34
Green, Hubert	73	72	66	74	285	\$8,133.33
Heard, Jerry	71	71	72	71	285	\$8,133.33
Charles, Bob	70	72	67	77	286	\$7,200.00
Crampton, Bruce	73	70	69	75	287	\$6,200.00
Hill, Dave	70	72	73	72	287	\$6,200.00
Nicklaus, Jack	72	71	69	75	287	\$6,200.00
Thompson, Leonard	72	72	72	71	287	\$6,200.00
Elder, Lee	72	72	72	72	288	\$5,200.00

Player	Rd1	Rd2	Rd3	Rd4	Total	Earnings
Irwin, Hale	72	71	71	74	288	\$5,200.00
Nichols, Bobby	74	69	74	71	288	\$5,200.00
Barber, Miller	69	70	74	77	290	\$4,700.00
Schroeder, John	71	69	74	76	290	\$4,700.00
Wadkins, Lanny	67	74	74	76	291	\$4,400.00
Stockton, Dave	72	74	70	76	292	\$4,200.00
Greene, Bert	74	73	72	75	294	\$3,900.00
Weiskopf, Tom	71	74	73	76	294	\$3,900.00
Crenshaw, Ben	74	77	71	74	296	\$3,600.00
Sneed, Ed	73	75	73	76	297	\$3,400.00
Adams, Sam	77	72	73	77	299	\$3,200.00
Trevino, Lee	75	78	75	72	300	\$3,000.00
Jenkins, Tom	73	74	0	0		\$0.00

## MONEY TOURNAMENT OF CHAMPIONS - April 27, 1975

Player	Rd1	Rd2	Rd3	Rd4	Total	Earnings
Geiberger, Al	67	67	70	73	277	\$40,000.00
Player, Gary	72	70	68	67	277	\$23,700.00
Trevino, Lee	72	65	70	71	278	\$14,812.00
Colbert, Jim	65	73	70	71	279	\$9,503.00
Allin, Bud	73	69	70	72	284	\$7,792.50
Irwin, Hale	70	73	71	70	284	\$7,792.50
Littler, Gene	69	72	74	70	285	\$6,667.50
Watson, Tom	69	75	71	70	285	\$6,667.50
Nicklaus, Jack	70	72	71	74	287	\$5,945.50
Stockton, Dave	72	71	71	73	287	\$5,945.00
Fitzsimons, Pat	74	72	74	68	288	\$5,104.00
Murphy, Bob	74	73	69	72	288	\$5,104.00
Weiskopf, Tom	71	76	70	71	288	\$5,104.00
McGee, Jerry	71	75	75	69	290	\$4,683.00
Curl, Rod	75	70	72	74	291	\$4,413.00

Player	Rd1	Rd2	Rd3	Rd4	Total	Earnings
Miller, Johnny	74	75	77	65	291	\$4,413.00
Hill, Dave	70	77	71	74	292	\$4,053.50
Sneed, J.C.	71	69	76	76	292	\$4,053.00
Green, Hubert	71	80	71	71	293	\$3,783.00
Groh, Gary	75	73	70	76	294	\$3,512.50
Nichols, Bobby	70	74	77	73	294	\$3,512.50
Fezler, Forrest	78	72	74	71	295	\$3,152.50
Ziegler, Larry	71	74	73	77	295	\$3,152.50
Regalado, Victor	78	72	72	74	296	\$2,882.00
Barber, Miller	71	75	77	76	299	\$2,632.00
Sneed, Ed	79	72	72	76	299	\$2,632.00
Diehl, Terry	75	77	73	75	300	\$2,309.00
Menne, Bob	75	76	74	75	300	\$2,309.00
Miller, Allen	71	75	76	78	300	\$2,309.00
Karl, Richie	73	75	74	80	302	\$2,060.00

## MONEY TOURNAMENT OF CHAMPIONS - April 18, 1976

Player	Rd1	Rd2	Rd3	Rd4	Total	Earnings
January, Don	71	68	69	69	277	\$45,000.00
Green, Hubert	69	71	73	69	282	\$27,000.00
Crampton, Bruce	71	70	72	70	283	\$14,625.00
Geiberger, Al	71	74	69	69	283	\$14,625.00
Crenshaw, Ben	72	72	72	68	284	\$10,230.00
Watson, Tom	72	74	71	69	286	\$9,753.00
Wall, Art	74	71	72	70	287	\$9,298.00
Floyd, Ray	78	70	70	72	290	\$8,848.00
Hill, Dave	73	75	75	68	291	\$8,398.00
Bies, Don	76	73	73	70	292	\$7,273.00
Graham, Lou	73	69	76	74	292	\$7,273.00
Miller, Johnny	77	72	73	70	292	\$7,273.00

Player	Rd1	Rd2	Rd3	Rd4	Total	Earnings
Sneed, J.C.	72	70	76	74	292	\$7,273.00
Irwin, Hale	72	76	71	74	293	\$6,223.00
Iverson, Don	76	70	73	74	293	\$6,223.00
Casper, Billy	72	76	72	75	295	\$5,723.00
Littler, Gene	73	77	73	72	295	\$5,723.00
Gilder, Bob	75	74	72	75	296	\$5,348.00
Maltbie, Roger	77	72	75	73	297	\$5,098.00
Jenkins, Tom	77	75	71	75	298	\$4,848.00
Massengale, Rik	76	75	73	75	299	\$4,598.00
Weiskopf, Tom	73	78	75	76	302	\$4,347.00
Shaw, Bob	74	78	75	75	302	\$2,000.00



# Championship Summaries

## MONEY TOURNAMENT OF CHAMPIONS - April 17, 1977

Player	Rd1	Rd2	Rd3	Rd4	Total	Earnings
Nicklaus, Jack	71	69	70	71	281	\$45,000.00
Lietzke, Bruce	71	70	74	66	281	\$26,000.00
Marsh, Graham	73	72	72	66	283	\$11,949.67
Miller, Johnny	67	74	73	69	283	\$11,949.67
Purtzer, Tom	74	68	68	73	283	\$11,949.66
Massengale, Rik	72	72	71	69	284	\$7,925.00
Graham, David	71	72	70	72	285	\$7,514.99
Inman, Joe	69	73	71	73	286	\$6,917.50
Koch, Gary	69	72	73	72	286	\$6,917.50
Archer, George	71	74	70	72	287	\$5,929.67
Edwards, Danny	73	73	70	71	287	\$5,929.67
Hayes, Mark	70	72	69	76	287	\$5,929.66
McLendon, Mac	74	74	70	70	288	\$5,137.34
Elder, Lee	68	74	72	74	288	\$5,137.33
Kite, Tom	74	68	70	76	288	\$5,137.33
Baird, Butch	72	71	69	77	289	\$4,347.60

Player	Rd1	Rd2	Rd3	Rd4	Total	Earnings
Bean, Andy	75	71	70	73	289	\$4,347.60
Geiberger, Al	74	75	71	69	289	\$4,347.60
Gilbert, Gibby	74	74	70	71	289	\$4,347.60
Wynn, Bob	70	67	78	74	289	\$4,347.60
Crenshaw, Ben	76	71	75	68	290	\$3,557.00
Floyd, Ray	67	76	75	72	290	\$3,557.00
Lister, John	75	68	73	74	290	\$3,557.00
January, Don	77	74	71	69	291	\$3,062.50
Trevino, Lee	74	72	74	71	291	\$3,062.50
Maltbie, Roger	71	71	77	73	292	\$2,650.67
Snead, J.C.	76	74	68	74	292	\$2,650.67
Watson, Tom	74	73	69	76	292	\$2,650.66
Ziegler, Larry	75	74	73	72	294	\$2,373.00
Stockton, Dave	73	72	74	78	297	\$2,295.00
Hill, Dave	71	78	75	78	302	\$2,272.00
Allin, Bud	76	76	75	76	303	\$2,250.00

## MONEY TOURNAMENT OF CHAMPIONS - April 16, 1978

Player	Rd1	Rd2	Rd3	Rd4	Total	Earnings
Player, Gary	70	68	76	67	281	\$45,000.00
North, Andy	76	70	68	69	283	\$21,937.50
Trevino, Lee	73	69	70	71	283	\$21,937.50
Kratzert, Billy	70	67	75	72	284	\$9,527.00
McLendon, Mac	70	70	71	73	284	\$9,527.00
Thompson, Leonard	72	70	71	71	284	\$9,527.00
Ballesteros, Seve	69	65	73	79	286	\$7,389.00
Floyd, Ray	73	70	74	69	286	\$7,389.00
Pate, Jerry	71	73	69	73	286	\$7,389.00
Morgan, Gil	74	72	72	69	287	\$6,569.00
Cole, Bobby	69	71	72	76	288	\$5,951.50
Watson, Tom	71	70	71	76	288	\$5,951.50
Irwin, Hale	71	74	72	72	289	\$5,438.50
Snead, Ed	72	76	70	71	289	\$5,438.50
Simons, Jim	73	72	74	72	291	\$4,925.34

Player	Rd1	Rd2	Rd3	Rd4	Total	Earnings
McGee, Jerry	72	72	71	76	291	\$4,925.33
Nicklaus, Jack	72	69	73	77	291	\$4,925.33
Crenshaw, Ben	73	69	73	77	292	\$4,310.00
Littler, Gene	75	71	73	73	292	\$4,310.00
Weiskopf, Tom	72	75	74	71	292	\$4,310.00
Haas, Jay	75	73	74	71	293	\$3,694.34
Green, Hubert	73	74	70	76	293	\$3,694.33
Wadkins, Lanny	71	72	72	78	293	\$3,694.33
Barber, Miller	73	76	72	74	295	\$3,180.50
Hill, Mike	73	74	75	73	295	\$3,180.50
Eichelberger, Dave	76	73	72	76	297	\$2,791.67
Geiberger, Al	76	75	71	75	297	\$2,791.67
Rogers, Bill	69	76	71	81	297	\$2,791.66
Morley, Mike	72	81	76	69	298	\$2,503.00

## MONEY TOURNAMENT OF CHAMPIONS - April 22, 1979

Player	Rd1	Rd2	Rd3	Rd4	Total	Earnings
Watson, Tom	69	66	70	70	275	\$54,000.00
Lietzke, Bruce	72	66	70	73	281	\$29,500.00
Pate, Jerry	72	71	65	73	281	\$29,500.00
Player, Gary	71	69	74	68	282	\$18,000.00
Nelson, Larry	74	69	69	72	284	\$15,000.00
Trevino, Lee	72	68	72	72	284	\$15,000.00
Kite, Tom	76	69	68	72	285	\$12,000.00
Crenshaw, Ben	75	71	75	67	288	\$10,625.00
Elder, Lee	72	73	68	75	288	\$10,625.00
Bean, Andy	75	72	71	73	291	\$8,750.00
Green, Hubert	73	71	73	74	291	\$8,750.00
Hinkle, Lon	75	70	73	73	291	\$8,750.00
Simons, Jim	73	72	75	73	293	\$7,250.00
Wadkins, Lanny	79	70	73	71	293	\$7,250.00

Player	Rd1	Rd2	Rd3	Rd4	Total	Earnings
Floyd, Ray	71	74	75	74	294	\$6,250.00
Nicklaus, Jack	72	72	77	73	294	\$6,250.00
Morgan, Gil	71	72	76	78	297	\$5,600.00
North, Andy	75	76	71	76	298	\$5,150.00
Streck, Ron	70	78	75	75	298	\$5,150.00
Byman, Bob	80	71	75	73	299	\$4,500.00
McLendon, Mac	73	76	74	76	299	\$4,500.00
Regalado, Victor	71	76	75	77	299	\$4,500.00
Zoeller, Fuzzy	77	72	74	76	299	\$4,500.00
Funseth, Rod	77	74	73	76	300	\$4,000.00
Newton, Jack	72	78	78	73	301	\$3,800.00
Jaeckel, Barry	78	73	78	74	303	\$3,700.00
McCumber, Mark	78	78	75	78	309	\$3,600.00
Heard, Jerry	79	76	83	75	313	\$3,500.00



# Championship Summaries

## MONY TOURNAMENT OF CHAMPIONS, LA COSTA CC - April 20, 1980

Player	Rd1	Rd2	Rd3	Rd4	Total	Earnings	Player	Rd1	Rd2	Rd3	Rd4	Total	Earnings
Watson, Tom	65	66	72	73	276	\$54,000.00	Peete, Calvin	72	72	75	68	287	\$6,250.00
Colbert, Jim	67	71	71	70	279	\$34,000.00	Fought, John	80	70	69	70	289	\$5,600.00
Burns, George	70	73	72	66	281	\$20,000.00	Ballesteros, Seve	70	71	76	73	290	\$4,916.67
Strange, Curtis	72	70	72	67	281	\$20,000.00	Green, Hubert	75	70	76	69	290	\$4,916.67
Graham, Lou	66	67	77	72	282	\$15,000.00	Bean, Andy	72	75	70	73	290	\$4,916.66
Floyd, Ray	66	73	72	72	283	\$12,500.00	Levi, Wayne	74	74	70	73	291	\$4,400.00
Stadler, Craig	69	69	74	71	283	\$12,500.00	Rodriguez, Chi Chi	76	73	72	71	292	\$4,100.00
Morgan, Gil	71	71	69	73	284	\$10,625.00	Twitty, Howard	72	70	78	72	292	\$4,100.00
Renner, Jack	71	71	73	69	284	\$10,625.00	Eichelberger, Dave	73	73	74	73	293	\$3,775.00
Miller, Johnny	73	68	73	71	285	\$9,500.00	McGee, Jerry	72	77	72	72	293	\$3,775.00
Fiori, Ed	70	68	74	74	286	\$7,812.50	Geiberger, Al	73	74	75	72	294	\$3,500.00
Graham, David	72	70	70	74	286	\$7,812.50	Irwin, Hale	72	73	76	73	294	\$3,500.00
Tewell, Doug	69	68	71	78	286	\$7,812.50	Mitchell, Jeff	69	76	74	75	294	\$3,500.00
Trevino, Lee	70	68	71	77	286	\$7,812.50	Weibring, D.A.	72	75	75	74	296	\$3,300.00
Nelson, Larry	70	68	73	76	287	\$6,250.00	Hinkle, Lon	76	75	79	79	309	\$3,200.00

## MONY TOURNAMENT OF CHAMPIONS, LA COSTA CC - April 19, 1981

Player	Rd1	Rd2	Rd3	Rd4	Total	Earnings	Player	Rd1	Rd2	Rd3	Rd4	Total	Earnings
Trevino, Lee	67	67	70	69	273	\$54,000.00	Cook, John	76	68	74	71	289	\$5,800.00
Floyd, Ray	69	67	69	70	275	\$35,000.00	Hoch, Scott	74	67	76	72	289	\$5,800.00
Lietzke, Bruce	68	71	69	70	278	\$23,500.00	Simpson, Scott	75	71	70	74	290	\$5,300.00
Rogers, Bill	68	72	69	71	280	\$17,100.00	Pfeil, Mark	70	76	72	73	291	\$5,000.00
Nelson, Larry	71	67	72	71	281	\$15,000.00	Mahaffey, John	71	72	77	72	292	\$4,800.00
Kite, Tom	69	73	73	68	283	\$12,000.00	Irwin, Hale	77	71	74	72	294	\$4,500.00
Strange, Curtis	66	73	71	73	283	\$12,000.00	Jacobsen, Peter	71	71	76	76	294	\$4,500.00
Tewell, Doug	71	73	70	69	283	\$12,000.00	Bean, Andy	73	69	76	78	296	\$4,200.00
Watson, Tom	74	72	68	70	284	\$10,250.00	Twitty, Howard	69	73	75	80	297	\$4,000.00
Graham, David	73	69	71	72	285	\$9,500.00	Kratzert, Billy	72	74	74	79	299	\$3,750.00
Crenshaw, Ben	75	67	73	71	286	\$8,375.00	Sullivan, Mike	73	76	74	76	299	\$3,750.00
Nicklaus, Jack	72	69	74	71	286	\$8,375.00	Pooley, Don	72	73	77	78	300	\$3,600.00
Halldorson, Dan	69	73	72	73	287	\$7,500.00	Levi, Wayne	75	73	77	76	301	\$3,500.00
Gilder, Bob	72	70	73	73	288	\$6,750.00	Hancock, Phillip	82	74	78	79	313	\$3,400.00
Miller, Johnny	71	71	71	75	288	\$6,750.00							

## MONY TOURNAMENT OF CHAMPIONS, LA COSTA CC - April 18, 1982

Player	Rd1	Rd2	Rd3	Rd4	Total	Earnings	Player	Rd1	Rd2	Rd3	Rd4	Total	Earnings
Wadkins, Lanny	67	72	68	73	280	\$63,000.00	Lietzke, Bruce	70	74	72	72	288	\$6,400.00
Bean, Andy	70	72	71	70	283	\$26,162.50	Snead, J.C.	71	71	72	74	288	\$6,400.00
Graham, David	70	72	70	71	283	\$26,162.50	Oosterhuis, Peter	72	66	76	75	289	\$5,450.00
Stadler, Craig	74	72	73	64	283	\$26,162.50	Fiori, Ed	70	73	76	71	290	\$4,775.00
Streck, Ron	72	70	68	73	283	\$26,162.50	Haas, Jay	73	73	70	74	290	\$4,775.00
Edwards, Danny	73	72	71	68	284	\$12,840.00	Mahaffey, John	73	73	75	69	290	\$4,775.00
Kite, Tom	72	74	65	73	284	\$12,840.00	Nelson, Larry	74	73	71	72	290	\$4,775.00
Levi, Wayne	71	72	71	70	284	\$12,840.00	Hatalsky, Morris	74	74	72	71	291	\$4,300.00
Miller, Johnny	74	70	73	67	284	\$12,840.00	Pate, Jerry	72	72	71	76	291	\$4,300.00
Watson, Tom	69	68	72	75	284	\$12,840.00	Rogers, Bill	69	76	72	75	292	\$4,100.00
Trevino, Lee	71	72	74	68	285	\$9,033.34	Weiskopf, Tom	70	72	75	75	292	\$4,100.00
Eichelberger, Dave	73	71	71	70	285	\$9,033.33	Barr, Dave	74	73	72	74	293	\$3,950.00
Zoeller, Fuzzy	70	72	70	73	285	\$9,033.33	Simons, Jim	70	73	78	76	297	\$3,850.00
Floyd, Ray	71	71	72	72	286	\$7,900.00	Renner, Jack	77	72	75	74	298	\$3,750.00
Irwin, Hale	69	74	70	74	287	\$7,400.00	Green, Hubert	73	75	75	76	299	\$3,650.00
Fergus, Keith	73	77	71	67	288	\$6,400.00							

# Championship Summaries

## MONY TOURNAMENT OF CHAMPIONS, LA COSTA CC - April 24, 1983

Player	Rd1	Rd2	Rd3	Rd4	Total	Earnings	Player	Rd1	Rd2	Rd3	Rd4	Total	Earnings
Wadkins, Lanny	67	70	71	72	280	\$72,000.00	Morgan, Gil	71	71	78	69	289	\$8,500.00
Floyd, Ray	68	72	72	69	281	\$48,000.00	Watson, Tom	76	72	71	72	291	\$8,000.00
Haas, Jay	70	70	69	73	282	\$32,000.00	Lietzke, Bruce	75	74	71	72	292	\$7,500.00
Sutton, Hal	67	70	72	74	283	\$24,000.00	Fergus, Keith	70	71	78	75	294	\$6,750.00
Aoki, Isao	73	69	72	70	284	\$18,333.34	Sneed, Ed	75	76	70	73	294	\$6,750.00
Clampett, Bobby	72	71	70	71	284	\$18,333.33	Miller, Johnny	69	75	79	72	295	\$6,200.00
Zoeller, Fuzzy	74	72	68	70	284	\$18,333.33	Gilder, Bob	75	75	75	72	297	\$5,750.00
Levi, Wayne	72	69	74	70	285	\$15,000.00	Hoch, Scott	76	71	76	74	297	\$5,750.00
Stadler, Craig	69	73	73	71	286	\$14,000.00	Norris, Tim	73	76	75	75	299	\$5,075.00
Nicklaus, Jack	65	72	77	73	287	\$12,500.00	Rogers, Bill	78	76	72	73	299	\$5,075.00
Peete, Calvin	71	71	74	71	287	\$12,500.00	Shearer, Bob	77	77	71	74	299	\$5,075.00
Hallberg, Gary	72	70	68	78	288	\$10,000.00	Weiskopf, Tom	77	78	71	73	299	\$5,075.00
Kite, Tom	69	75	72	72	288	\$10,000.00	Nicolette, Mike	74	70	75	81	300	\$4,800.00
Koch, Gary	67	76	69	76	288	\$10,000.00	Stewart, Payne	75	79	74	74	302	\$4,700.00

## MONY TOURNAMENT OF CHAMPIONS, LA COSTA CC - May 6, 1984

Player	Rd1	Rd2	Rd3	Rd4	Total	Earnings	Player	Rd1	Rd2	Rd3	Rd4	Total	Earnings
Watson, Tom	69	71	67	67	274	\$72,000.00	Caldwell, Rex	73	74	70	73	290	\$6,066.66
Lietzke, Bruce	72	68	71	68	279	\$43,200.00	Couples, Fred	69	73	74	75	291	\$5,225.00
Ballesteros, Seve	71	70	71	70	282	\$27,200.00	Edwards, David	71	72	75	73	291	\$5,225.00
Graham, David	64	77	68	74	283	\$20,300.00	Renner, Jack	70	73	79	69	291	\$5,225.00
Sutton, Hal	69	67	77	71	284	\$18,500.00	Zoeller, Fuzzy	67	74	76	74	291	\$5,225.00
Kite, Tom	71	67	74	73	285	\$15,666.67	Black, Ronnie	71	70	77	75	293	\$4,750.00
Peete, Calvin	74	73	67	71	285	\$15,666.67	Hatafsky, Morris	71	74	74	74	293	\$4,750.00
Wadkins, Lanny	70	71	71	73	285	\$15,666.66	Lindsey, Pat	75	72	73	73	293	\$4,750.00
Bean, Andy	72	73	70	71	286	\$11,500.00	Pavin, Corey	72	78	75	68	293	\$4,750.00
Irwin, Hale	72	67	75	72	286	\$11,500.00	Mize, Larry	71	72	73	78	294	\$4,500.00
Levi, Wayne	74	68	72	72	286	\$11,500.00	Colbert, Jim	71	75	76	73	295	\$4,350.00
Mahaffey, John	71	71	71	73	286	\$11,500.00	McCumber, Mark	69	80	74	72	295	\$4,350.00
Nelson, Larry	71	73	69	73	286	\$11,500.00	Cook, John	74	71	73	78	296	\$4,150.00
Crenshaw, Ben	68	71	74	74	287	\$8,000.00	Eastwood, Bob	71	77	72	76	296	\$4,150.00
Stewart, Payne	70	72	69	76	287	\$8,000.00	Lye, Mark	74	77	74	72	297	\$4,000.00
Edwards, Danny	70	75	74	70	289	\$7,000.00	Price, Nick	74	74	74	77	299	\$3,900.00
Faldo, Nick	73	72	71	74	290	\$6,066.67	Purtzer, Tom	75	71	77	78	301	\$3,800.00
Koch, Gary	74	68	75	73	290	\$6,066.67	Jacobs, John	0	0	0	0	0	\$0.00

## MONY TOURNAMENT OF CHAMPIONS, LA COSTA CC - May 5, 1985

Player	Rd1	Rd2	Rd3	Rd4	Total	Earnings	Player	Rd1	Rd2	Rd3	Rd4	Total	Earnings
Kite, Tom	64	72	70	69	275	\$72,000.00	Trevino, Lee	74	67	74	73	288	\$9,725.00
McCumber, Mark	69	71	71	70	281	\$49,000.00	Black, Ronnie	70	74	71	75	290	\$7,850.00
Simpson, Scott	72	70	67	73	282	\$32,500.00	Strange, Curtis	70	75	72	73	290	\$7,850.00
O'Meara, Mark	73	73	70	67	283	\$22,875.00	Green, Hubert	73	73	70	75	291	\$6,666.67
Zoeller, Fuzzy	68	72	70	73	283	\$22,875.00	Watson, Tom	75	73	73	70	291	\$6,666.67
Nelson, Larry	70	69	72	73	284	\$18,250.00	Norman, Greg	69	76	71	75	291	\$6,666.66
Floyd, Ray	70	75	72	68	285	\$15,133.34	Archer, George	75	72	71	74	292	\$5,700.00
Stadler, Craig	73	71	71	70	285	\$15,133.33	Jacobsen, Peter	73	72	72	75	292	\$5,700.00
Wadkins, Lanny	69	68	73	75	285	\$15,133.33	Nicklaus, Jack	74	72	72	74	292	\$5,700.00
Sindelar, Joey	70	74	72	70	286	\$13,100.00	Hoch, Scott	74	77	73	70	294	\$5,200.00
Blackburn, Woody	71	70	76	70	287	\$12,100.00	Eastwood, Bob	71	75	73	76	295	\$5,100.00
Kratzert, Billy	72	71	73	72	288	\$9,725.00	Watson, Denis	72	80	69	77	298	\$5,000.00
Langer, Bernhard	76	66	72	74	288	\$9,725.00	Peete, Calvin	0	0	0	0	0	\$0.00
Levi, Wayne	69	72	73	74	288	\$9,725.00							

# Championship Summaries

## MONEY TOURNAMENT OF CHAMPIONS, LA COSTA CC - January 11, 1986

Player	Rd1	Rd2	Rd3	Rd4	Total	Earnings
Peete, Calvin	68	67	64	68	267	\$90,000.00
O'Meara, Mark	70	65	67	71	273	\$57,000.00
Blackmar, Phil	74	68	66	69	277	\$37,000.00
Edwards, Danny	70	69	69	71	279	\$25,000.00
Langer, Bernhard	69	69	71	70	279	\$25,000.00
Sutton, Hal	71	77	66	67	281	\$19,166.67
Thorpe, Jim	70	68	71	72	281	\$19,166.67
Simpson, Tim	72	73	66	70	281	\$19,166.66
Kite, Tom	69	66	73	75	283	\$16,500.00
Irwin, Hale	72	71	69	72	284	\$15,000.00
McCumber, Mark	68	73	70	73	284	\$15,000.00
Lyle, Sandy	70	72	71	72	285	\$13,000.00
Maltbie, Roger	74	71	69	71	285	\$13,000.00
Burns, George	71	71	73	71	286	\$10,666.67
Wadkins, Lanny	73	73	67	73	286	\$10,666.67
Glasson, Bill	74	70	70	72	286	\$10,666.66

Player	Rd1	Rd2	Rd3	Rd4	Total	Earnings
Forsman, Dan	72	69	76	70	287	\$9,000.00
North, Andy	70	70	73	74	287	\$9,000.00
Pavin, Corey	71	75	74	67	287	\$9,000.00
Floyd, Ray	73	72	72	71	288	\$7,800.00
Green, Ken	76	70	68	74	288	\$7,800.00
Mahaffey, John	73	75	68	72	288	\$7,800.00
Strange, Curtis	70	75	71	75	291	\$7,400.00
Levi, Wayne	70	72	73	77	292	\$7,200.00
Zoeller, Fuzzy	71	74	69	79	293	\$7,000.00
Sindelar, Joey	74	70	75	75	294	\$6,800.00
Wiebe, Mark	72	75	74	75	296	\$6,600.00
Eastwood, Bob	75	73	70	79	297	\$6,400.00
Blackburn, Woody	78	74	74	78	304	\$6,200.00
Green, Hubert	75	73	80	78	306	\$6,000.00
Verplank, Scott	72	67	68	72	0	\$0.00

## MONEY TOURNAMENT OF CHAMPIONS, LA COSTA CC - January 10, 1987

Player	Rd1	Rd2	Rd3	Rd4	Total	Earnings
O'Grady, Mac	65	72	70	71	278	\$90,000.00
Fehr, Rick	68	67	73	71	279	\$55,000.00
Calcavecchia, Mark	65	75	70	70	280	\$29,800.00
Norman, Greg	69	70	70	71	280	\$29,800.00
Crenshaw, Ben	72	70	71	68	281	\$20,000.00
Sutton, Hal	72	69	69	71	281	\$20,000.00
Floyd, Ray	70	68	74	70	282	\$17,500.00
Hammond, Donnie	70	71	71	71	283	\$15,566.67
Lyle, Sandy	72	72	71	68	283	\$15,566.67
Tewell, Doug	70	70	72	71	283	\$15,566.66
Mahaffey, John	70	68	71	75	284	\$14,000.00
Pavin, Corey	68	73	74	70	285	\$12,950.00
Peete, Calvin	76	72	69	68	285	\$12,950.00
Sauers, Gene	72	72	71	71	286	\$11,900.00
Forsman, Dan	76	72	66	73	287	\$10,666.67

Player	Rd1	Rd2	Rd3	Rd4	Total	Earnings
Kite, Tom	76	70	67	74	287	\$10,666.67
Tway, Bob	71	68	78	70	287	\$10,666.66
Pohl, Dan	70	73	75	70	288	\$10,000.00
Strange, Curtis	73	72	71	73	289	\$9,700.00
Wiebe, Mark	70	72	75	72	289	\$9,700.00
Hulbert, Mike	74	75	72	70	291	\$9,400.00
Zoeller, Fuzzy	75	72	70	75	292	\$9,200.00
Thorpe, Jim	72	71	75	75	293	\$9,000.00
Gonzalez, Ernie	74	71	74	75	294	\$8,525.00
Green, Ken	71	74	71	75	294	\$8,525.00
Knox, Kenny	74	74	71	75	294	\$8,525.00
Murphy, Bob	74	76	71	73	294	\$8,525.00
Bean, Andy	82	71	69	73	295	\$8,200.00
Wadsworth, Fred	72	84	73	73	302	\$8,100.00
Beman, Deane	0	0	0	0	0	\$0.00

# Championship Summaries

## MONY TOURNAMENT OF CHAMPIONS, LA COSTA CC - January 17, 1988

Player	Rd1	Rd2	Rd3	Rd4	Total	Earnings
Pate, Steve	66	66	70	0	202	\$90,000.00
Nelson, Larry	68	67	68	0	203	\$54,000.00
Barr, Dave	67	66	73	0	206	\$29,000.00
Faldo, Nick	70	65	71	0	206	\$29,000.00
Clearwater, Keith	69	67	73	0	209	\$19,000.00
Snead, J.C.	69	69	71	0	209	\$19,000.00
Azinger, Paul	68	73	69	0	210	\$15,062.50
McCumber, Mark	72	68	70	0	210	\$15,062.50
Stewart, Payne	68	71	71	0	210	\$15,062.50
Tewell, Doug	69	71	70	0	210	\$15,062.50
Crenshaw, Ben	73	68	70	0	211	\$10,620.00
Kite, Tom	70	70	71	0	211	\$10,620.00
Mize, Larry	73	67	71	0	211	\$10,620.00
Simpson, Scott	73	71	67	0	211	\$10,620.00
Watson, Tom	71	69	71	0	211	\$10,620.00
Burns, George	71	67	74	0	212	\$8,266.67
Couples, Fred	70	72	70	0	212	\$8,266.67
Lyle, Sandy	72	72	68	0	212	\$8,266.66
Pooley, Don	71	69	73	0	213	\$7,625.00
Wrenn, Robert	69	72	72	0	213	\$7,625.00

Player	Rd1	Rd2	Rd3	Rd4	Total	Earnings
Chen, T.C.	69	71	74	0	214	\$6,760.00
Cook, John	71	70	73	0	214	\$6,760.00
Miller, Johnny	68	75	71	0	214	\$6,760.00
Randolph, Sam	69	71	74	0	214	\$6,760.00
Strange, Curtis	73	72	69	0	214	\$6,760.00
Haas, Jay	72	71	72	0	215	\$6,100.00
Knox, Kenny	70	71	74	0	215	\$6,100.00
Pavin, Corey	72	70	73	0	215	\$6,100.00
Brown, Ken	71	73	72	0	216	\$5,900.00
Love III, Davis	73	72	72	0	217	\$5,700.00
O'Grady, Mac	71	71	75	0	217	\$5,700.00
Wadkins, Lanny	76	68	73	0	217	\$5,700.00
Calcavecchia, Mark	72	75	71	0	218	\$5,450.00
Weibring, D.A.	73	72	73	0	218	\$5,450.00
Hallberg, Gary	72	73	74	0	219	\$5,250.00
Sindelar, Joey	72	74	73	0	219	\$5,250.00
Inman, John	73	73	74	0	220	\$5,100.00
Reid, Mike	77	73	72	0	222	\$5,000.00
Sanudo, Cesar	0	0	0	0	0	\$0.00

## MONY TOURNAMENT OF CHAMPIONS, LA COSTA CC - January 8, 1989

Player	Rd1	Rd2	Rd3	Rd4	Total	Earnings
Jones, Steve	69	69	72	69	279	\$135,000.00
Frost, David	72	70	72	68	282	\$67,000.00
Haas, Jay	75	67	72	68	282	\$67,000.00
Norman, Greg	71	72	72	68	283	\$37,000.00
Beck, Chip	69	70	74	71	284	\$31,000.00
Hatalsky, Morris	74	74	70	67	285	\$26,500.00
Sluman, Jeff	70	71	73	71	285	\$26,500.00
Wadkins, Lanny	71	70	71	73	285	\$26,500.00
Glasson, Bill	75	73	67	71	286	\$23,000.00
Crenshaw, Ben	70	72	70	75	287	\$20,000.00
Lohr, Bob	70	74	70	73	287	\$20,000.00
Lyle, Sandy	71	71	71	74	287	\$20,000.00
Strange, Curtis	77	70	69	71	287	\$20,000.00
Blackmar, Phil	73	74	71	70	288	\$17,000.00
Reid, Mike	74	73	71	70	288	\$17,000.00
Pate, Steve	73	75	71	70	289	\$14,500.00
Sieckmann, Tom	71	74	71	73	289	\$14,500.00

Player	Rd1	Rd2	Rd3	Rd4	Total	Earnings
Sindelar, Joey	71	75	74	69	289	\$14,500.00
Lietzke, Bruce	77	73	72	69	291	\$12,750.00
Pavin, Corey	74	74	72	71	291	\$12,750.00
McCallister, Blaine	74	72	74	72	292	\$11,750.00
Purtzer, Tom	74	71	77	70	292	\$11,750.00
Benepe, Jim	75	74	74	71	294	\$11,200.00
Calcavecchia, Mark	72	69	75	78	294	\$11,200.00
Koch, Gary	77	72	73	73	295	\$10,600.00
Magee, Andrew	68	75	79	73	295	\$10,600.00
McCumber, Mark	75	73	73	74	295	\$10,600.00
Verplank, Scott	74	75	72	74	295	\$10,600.00
Azinger, Paul	75	79	73	69	296	\$10,000.00
Green, Ken	77	72	73	74	296	\$10,000.00
Brooks, Mark	71	79	77	75	302	\$9,700.00
Mudd, Jodie	77	76	79	72	304	\$9,500.00
Peete, Calvin	0	0	0	0	0	\$0.00

# Championship Summaries

## MONY TOURNAMENT OF CHAMPIONS, LA COSTA CC - January 7, 1990

Player	Rd1	Rd2	Rd3	Rd4	Total	Earnings
Azinger, Paul	66	68	69	69	272	\$135,000.00
Baker-Finch, Ian	66	67	72	68	273	\$82,000.00
O'Meara, Mark	69	73	65	69	276	\$52,000.00
Grady, Wayne	69	68	72	69	278	\$36,800.00
Hoch, Scott	69	68	71	71	279	\$29,750.00
Norman, Greg	66	72	71	70	279	\$29,750.00
Hulbert, Mike	72	68	73	68	277	\$24,666.67
Strange, Curtis	71	73	70	67	277	\$24,666.67
Calcavecchia, Mark	70	68	68	75	277	\$24,666.66
McCumber, Mark	69	73	69	73	284	\$19,625.00
Simpson, Tim	69	73	71	71	284	\$19,625.00
Stewart, Payne	67	75	69	73	284	\$19,625.00
Tway, Bob	71	73	68	72	284	\$19,625.00
Mahaffey, John	74	69	73	69	285	\$16,500.00
Sauers, Gene	74	70	71	70	285	\$16,500.00
Britton, Bill	74	73	73	67	287	\$14,000.00
Glasson, Bill	72	73	71	71	287	\$14,000.00

Player	Rd1	Rd2	Rd3	Rd4	Total	Earnings
Schulz, Ted	72	69	74	72	287	\$14,000.00
Donald, Mike	71	72	74	71	288	\$12,000.00
Frost, David	69	68	75	76	288	\$12,000.00
Hammond, Donnie	72	73	75	68	288	\$12,000.00
Byrum, Curt	71	74	76	69	290	\$11,100.00
Kite, Tom	73	72	70	75	290	\$11,100.00
Sullivan, Mike	75	71	71	74	291	\$10,700.00
Thompson, Leonard	74	72	74	71	291	\$10,700.00
Mudd, Jodie	74	73	74	71	292	\$10,400.00
Simpson, Scott	72	73	71	77	293	\$10,200.00
McCallister, Blaine	74	74	73	74	295	\$10,000.00
Utley, Stan	71	78	73	74	296	\$9,800.00
Byrum, Tom	78	75	70	74	297	\$9,600.00
Twiggs, Greg	74	85	74	76	309	\$9,400.00
Green, Ken	70	74	70	74	0	\$0.00
Jones, Steve	72	72	70	0	0	\$0.00

## INFINITI TOURNAMENT OF CHAMPIONS, LA COSTA CC - January 6, 1991

Player	Rd1	Rd2	Rd3	Rd4	Total	Earnings
Kite, Tom	68	67	68	69	272	\$144,000.00
Wadkins, Lanny	65	67	73	68	273	\$86,400.00
Beck, Chip	68	69	70	69	276	\$41,600.00
Couples, Fred	70	68	67	71	276	\$41,600.00
Levi, Wayne	70	71	69	66	276	\$41,600.00
Armour III, Tommy	72	71	72	66	281	\$26,800.00
Norman, Greg	70	71	73	67	281	\$26,800.00
Tway, Bob	73	67	70	71	281	\$26,800.00
Crenshaw, Ben	74	70	67	71	282	\$21,275.00
Grady, Wayne	69	72	72	69	282	\$21,275.00
Henke, Nolan	72	72	70	68	282	\$21,275.00
O'Meara, Mark	72	69	70	71	282	\$21,275.00
Azinger, Paul	74	72	69	68	283	\$18,000.00
Huston, John	70	67	73	73	283	\$18,000.00
Forsman, Dan	72	71	71	71	285	\$16,500.00
Knox, Kenny	71	76	72	66	285	\$16,500.00

Player	Rd1	Rd2	Rd3	Rd4	Total	Earnings
Mudd, Jodie	71	72	71	71	285	\$16,500.00
Ishii, David	70	72	71	75	288	\$15,000.00
Love III, Davis	74	72	69	73	288	\$15,000.00
Morgan, Gil	73	74	70	71	288	\$15,000.00
Stewart, Payne	74	70	75	71	290	\$14,000.00
Gallagher, Jr., Jim	77	72	74	69	292	\$13,250.00
Persons, Peter	72	73	73	74	292	\$13,250.00
Sindelar, Joey	76	72	74	70	292	\$13,250.00
Frost, David	71	74	72	76	293	\$12,750.00
Elkington, Steve	76	74	72	72	294	\$12,118.75
Hatafsky, Morris	74	74	71	75	294	\$12,118.75
Irwin, Hale	73	74	73	74	294	\$12,118.75
Jacobsen, Peter	71	76	71	76	294	\$12,118.75
Gamez, Robert	75	78	68	76	297	\$11,500.00
Sills, Tony	76	75	76	74	301	\$11,250.00



# Championship Summaries

## INFINITI TOURNAMENT OF CHAMPIONS, LA COSTA CC - January 12, 1992

Player	Rd1	Rd2	Rd3	Rd4	Total	Earnings
Elkington, Steve	69	71	67	72	279	\$144,000.00
Faxon, Brad	68	70	71	70	279	\$86,400.00
Andrade, Billy	71	68	70	71	280	\$41,600.00
Couples, Fred	72	70	68	70	280	\$41,600.00
Mediate, Rocco	73	68	68	71	280	\$41,600.00
Azinger, Paul	67	76	69	70	282	\$28,800.00
Blake, Jay Don	73	66	74	70	283	\$25,800.00
Love III, Davis	69	71	73	70	283	\$25,800.00
O'Meara, Mark	70	71	71	72	284	\$23,200.00
McCallister, Blaine	65	75	74	71	285	\$21,700.00
Cochran, Russ	72	70	74	71	287	\$20,100.00
Purtzer, Tom	66	72	77	72	287	\$20,100.00
Kite, Tom	73	72	70	74	289	\$17,375.00
Magee, Andrew	73	72	71	73	289	\$17,375.00
Perry, Kenny	71	76	74	68	289	\$17,375.00
Wadkins, Lanny	72	73	70	74	289	\$17,375.00
Brown, Billy Ray	75	73	71	71	290	\$15,750.00

Player	Rd1	Rd2	Rd3	Rd4	Total	Earnings
Price, Nick	74	75	72	69	290	\$15,750.00
Brooks, Mark	73	71	75	72	291	\$14,750.00
Weibring, D.A.	71	75	74	71	291	\$14,750.00
Baker-Finch, Ian	72	70	76	74	292	\$13,750.00
Daly, John	75	70	72	75	292	\$13,750.00
Allem, Fulton	73	76	73	71	293	\$12,875.00
Pate, Steve	76	74	72	71	293	\$12,875.00
Peoples, David	70	76	73	74	293	\$12,875.00
Schulz, Ted	74	74	71	74	293	\$12,875.00
Hulbert, Mike	77	70	73	74	294	\$12,225.00
Fleisher, Bruce	75	73	74	74	296	\$11,875.00
Pavin, Corey	75	75	73	73	296	\$11,875.00
Henke, Nolan	74	71	75	77	297	\$11,500.00
Pruitt, Dillard	74	71	80	74	299	\$11,250.00
Mickelson, Phil	74	71	77	75	0	\$0.00
Stadler, Craig	0	0	0	0	0	\$0.00

## INFINITI TOURNAMENT OF CHAMPIONS, LA COSTA CC - January 10, 1993

Player	Rd1	Rd2	Rd3	Rd4	Total	Earnings
Love III, Davis	67	67	69	69	272	\$144,000.00
Kite, Tom	69	71	69	64	273	\$86,400.00
Azinger, Paul	65	69	70	71	275	\$46,400.00
O'Meara, Mark	70	70	68	67	275	\$46,400.00
Cook, John	73	68	68	69	278	\$31,000.00
Faxon, Brad	71	69	67	71	278	\$31,000.00
Forsman, Dan	68	71	69	71	279	\$27,225.00
Pate, Steve	73	66	71	69	279	\$27,225.00
Huston, John	70	73	68	70	281	\$24,825.00
Calcavecchia, Mark	68	72	70	72	282	\$23,025.00
Couples, Fred	70	70	72	70	282	\$23,025.00
Beck, Chip	71	72	69	71	283	\$20,625.00
Norman, Greg	68	70	71	74	283	\$20,625.00
Glasson, Bill	67	75	70	72	284	\$19,225.00
Hallberg, Gary	70	71	69	75	285	\$17,625.00

Player	Rd1	Rd2	Rd3	Rd4	Total	Earnings
Peoples, David	70	71	72	72	285	\$17,625.00
Stadler, Craig	73	72	71	69	285	\$17,625.00
Crenshaw, Ben	73	72	72	70	287	\$15,625.00
Edwards, David	71	70	74	72	287	\$15,625.00
Elkington, Steve	73	69	72	73	287	\$15,625.00
Funk, Fred	72	74	70	72	288	\$14,425.00
Floyd, Ray	71	72	73	73	289	\$13,825.00
Zokol, Richard	70	73	72	74	289	\$13,825.00
Lietzke, Bruce	74	70	73	73	290	\$13,225.00
Haas, Jay	72	75	73	71	291	\$12,625.00
Pavin, Corey	71	74	75	71	291	\$12,625.00
Wadkins, Lanny	71	76	70	74	291	\$12,625.00
Janzen, Lee	76	72	74	72	294	\$12,225.00
Carnevale, Mark	74	71	78	76	299	\$12,025.00
Brown, Billy Ray	78	79	75	72	304	\$11,825.00

## MERCEDES TOURNAMENT OF CHAMPIONS, LA COSTA CC - January 9, 1994

Player	Rd1	Rd2	Rd3	Rd4	Total	Earnings
Mickelson, Phil	70	68	70	68	276	\$180,000.00
Couples, Fred	69	70	69	68	276	\$120,000.00
Kite, Tom	73	68	69	68	278	\$80,000.00
Haas, Jay	71	71	69	69	280	\$46,625.00
Love III, Davis	71	69	72	68	280	\$46,625.00
Maggert, Jeff	72	74	65	69	280	\$46,625.00
Simpson, Scott	70	72	70	68	280	\$46,625.00
Edwards, David	75	68	66	72	281	\$34,000.00
Twitty, Howard	72	73	67	69	281	\$34,000.00
Norman, Greg	70	73	69	70	282	\$31,000.00
Crenshaw, Ben	71	70	69	73	283	\$28,250.00
Ogle, Brett	69	72	71	71	283	\$28,250.00
Gallagher, Jr., Jim	73	69	73	70	285	\$25,000.00

Player	Rd1	Rd2	Rd3	Rd4	Total	Earnings
Mayfair, Billy	72	68	72	73	283	\$25,000.00
Standly, Mike	75	72	67	71	283	\$25,000.00
Allem, Fulton	71	76	72	67	286	\$23,000.00
Henke, Nolan	69	74	71	73	287	\$21,500.00
McCallister, Blaine	74	74	68	71	287	\$21,500.00
Singh, Vijay	69	70	76	72	287	\$21,500.00
Janzen, Lee	71	74	74	70	289	\$20,250.00
Waite, Grant	70	69	77	73	289	\$20,250.00
McGovern, Jim	73	71	73	73	290	\$19,500.00
Inman, John	71	70	76	74	291	\$19,000.00
Mediate, Rocco	72	71	77	72	292	\$18,500.00
Mize, Larry	77	0	0	0	0	\$0.00

# Championship Summaries

## MERCEDES TOURNAMENT OF CHAMPIONS, LA COSTA CC - January 8, 1995

Player	Rd1	Rd2	Rd3	Rd4	Total	Earnings
Elkington, Steve	69	71	71	67	278	\$180,000.00
Lietzke, Bruce	71	69	71	67	278	\$108,000.00
Glasson, Bill	70	69	73	67	279	\$68,000.00
Stadler, Craig	71	65	73	71	280	\$48,000.00
Couples, Fred	73	68	68	72	281	\$35,250.00
Crenshaw, Ben	71	67	75	68	281	\$35,250.00
Fehr, Rick	71	74	70	66	281	\$35,250.00
Lehman, Tom	75	68	72	66	281	\$35,250.00
Huston, John	67	66	72	77	282	\$28,750.00
Janzen, Lee	72	63	76	71	282	\$28,750.00
Hoch, Scott	74	67	73	69	283	\$26,750.00
Estes, Bob	69	68	74	73	284	\$24,750.00
Irwin, Hale	73	69	72	70	284	\$24,750.00
Pavin, Corey	74	71	69	70	284	\$24,750.00
Brooks, Mark	71	71	73	70	285	\$22,750.00
McCumber, Mark	70	72	72	72	286	\$21,250.00

Player	Rd1	Rd2	Rd3	Rd4	Total	Earnings
Perry, Kenny	72	70	74	70	284	\$21,250.00
Norman, Greg	74	72	72	70	288	\$20,000.00
Mickelson, Phil	72	73	71	73	289	\$19,250.00
Daly, John	75	74	72	69	290	\$18,125.00
Pride, Dicky	71	72	74	73	290	\$18,125.00
Lowery, Steve	71	79	70	71	291	\$17,250.00
Lancaster, Neal	72	75	70	75	292	\$16,750.00
Heinen, Mike	72	75	71	75	293	\$16,000.00
Roberts, Loren	71	73	75	74	293	\$16,000.00
Henninger, Brian	75	74	70	78	297	\$15,375.00
Magee, Andrew	75	72	75	75	297	\$15,375.00
Sullivan, Mike	71	77	75	75	298	\$15,050.00
Ogle, Brett	77	73	75	75	300	\$14,850.00
Springer, Mike	72	72	83	75	302	\$14,650.00
Miller, Johnny	71	71	77	0	0	\$0.00

## MERCEDES TOURNAMENT OF CHAMPIONS, LA COSTA CC - January 7, 1996

Player	Rd1	Rd2	Rd3	Rd4	Total	Earnings
O'Meara, Mark	68	69	66	68	271	\$180,000.00
Faldo, Nick	70	69	68	67	274	\$88,000.00
Hoch, Scott	69	69	70	66	274	\$88,000.00
Tway, Bob	71	69	70	66	276	\$48,000.00
Bryant, Brad	70	70	69	68	277	\$40,000.00
Love III, Davis	72	71	67	68	278	\$36,000.00
Gallagher, Jr., Jim	71	67	70	71	279	\$30,625.00
Janzen, Lee	71	65	72	71	279	\$30,625.00
Pavin, Corey	67	71	70	71	279	\$30,625.00
Waldorf, Duffy	71	70	69	69	279	\$30,625.00
Crenshaw, Ben	69	71	69	71	280	\$26,750.00
Lehman, Tom	71	69	72	70	282	\$24,750.00
Roberts, Loren	71	71	70	70	282	\$24,750.00
Stewart, Payne	74	69	71	68	282	\$24,750.00
Perry, Kenny	70	74	70	69	283	\$22,750.00
Funk, Fred	70	73	72	69	284	\$21,750.00

Player	Rd1	Rd2	Rd3	Rd4	Total	Earnings
Elkington, Steve	70	72	70	73	285	\$20,750.00
Norman, Greg	73	73	73	67	286	\$20,000.00
Mayfair, Billy	73	75	69	70	287	\$18,500.00
Sutton, Hal	76	73	69	69	287	\$18,500.00
Weibring, D.A.	69	75	72	71	287	\$18,500.00
Furyk, Jim	74	68	72	74	288	\$17,000.00
Morse, John	74	71	72	71	288	\$17,000.00
Calcavecchia, Mark	73	69	72	75	289	\$16,000.00
Singh, Vijay	73	71	72	73	289	\$16,000.00
Austin, Woody	71	73	75	72	291	\$15,500.00
Dougherty, Ed	74	73	73	73	293	\$15,250.00
Mickelson, Phil	74	72	74	74	294	\$15,050.00
Tryba, Ted	71	76	74	74	295	\$14,850.00
Daly, John	76	75	73	75	299	\$14,650.00
Jacobsen, Peter	0	0	0	0	0	\$0.00

# Championship Summaries

## MERCEDES TOURNAMENT OF CHAMPIONS, LA COSTA CC - January 12, 1997

Player	Rd1	Rd2	Rd3	Rd4	Total	Earnings
Woods, Tiger	70	67	65	0	202	\$216,000.00
Lehman, Tom	66	67	69	0	202	\$129,600.00
Boros, Guy	69	68	70	0	207	\$81,600.00
Couples, Fred	69	69	70	0	208	\$52,800.00
Goydos, Paul	67	71	70	0	208	\$52,800.00
Jones, Steve	70	71	68	0	209	\$41,700.00
Love III, Davis	70	67	72	0	209	\$41,700.00
Cook, John	70	71	69	0	210	\$35,600.00
Furyk, Jim	67	68	75	0	210	\$35,600.00
Pavin, Corey	70	68	72	0	210	\$35,600.00
Funk, Fred	73	69	69	0	211	\$30,600.00
McCarron, Scott	70	72	69	0	211	\$30,600.00
Mickelson, Phil	71	68	72	0	211	\$30,600.00
Els, Ernie	72	70	70	0	212	\$26,460.00
O'Meara, Mark	71	72	69	0	212	\$26,460.00
Watson, Tom	70	68	74	0	212	\$26,460.00
Bradley, Michael	71	74	68	0	213	\$22,260.00

Player	Rd1	Rd2	Rd3	Rd4	Total	Earnings
Brooks, Mark	72	70	71	0	213	\$22,260.00
Herron, Tim	73	72	68	0	213	\$22,260.00
Rose, Clarence	71	71	71	0	213	\$22,260.00
Stadler, Craig	71	70	72	0	213	\$22,260.00
Faldo, Nick	72	71	71	0	214	\$19,560.00
Leonard, Justin	69	71	74	0	214	\$19,560.00
Fiori, Ed	71	71	73	0	215	\$18,160.00
Hoch, Scott	75	69	71	0	215	\$18,160.00
Roberts, Loren	71	73	71	0	215	\$18,160.00
Hart, Dudley	71	73	72	0	216	\$17,316.00
Stricker, Steve	72	73	71	0	216	\$17,316.00
Stankowski, Paul	70	72	76	0	218	\$16,932.00
Wood, Willie	74	71	74	0	219	\$16,692.00
Weibring, D.A.	78	77	69	0	224	\$16,452.00
Ogrin, David	0	0	0	0	0	\$0.00

## MERCEDES TOURNAMENT OF CHAMPIONS, LA COSTA CC - January 11, 1998

Player	Rd1	Rd2	Rd3	Rd4	Total	Earnings
Mickelson, Phil	68	67	68	68	271	\$306,000.00
O'Meara, Mark	71	70	67	64	272	\$149,600.00
Woods, Tiger	72	67	69	64	272	\$149,600.00
Cook, John	65	70	70	70	275	\$74,800.00
Price, Nick	66	70	69	70	275	\$74,800.00
Calcavecchia, Mark	70	74	66	67	277	\$55,462.50
Cink, Stewart	71	67	71	68	277	\$55,462.50
Duval, David	68	70	66	73	277	\$55,462.50
Hjertstedt, Gabriel	69	68	69	71	277	\$55,462.50
Els, Ernie	67	71	71	69	278	\$46,537.50
Nobilo, Frank	67	69	70	72	278	\$46,537.50
McCarron, Scott	70	71	70	68	279	\$43,775.00
Jones, Steve	69	71	72	68	280	\$38,675.00
Love III, Davis	70	72	67	71	280	\$38,675.00
Roberts, Loren	70	72	68	70	280	\$38,675.00
Singh, Vijay	75	72	67	66	280	\$38,675.00

Player	Rd1	Rd2	Rd3	Rd4	Total	Earnings
Stankowski, Paul	69	72	69	70	280	\$38,675.00
Frost, David	74	72	68	68	282	\$34,000.00
Elkington, Steve	72	73	71	68	284	\$31,450.00
Hoch, Scott	70	70	69	75	284	\$31,450.00
Sluman, Jeff	70	75	71	68	284	\$31,450.00
Faldo, Nick	71	75	70	69	285	\$28,475.00
Faxon, Brad	72	72	70	71	285	\$28,475.00
Toms, David	73	75	70	67	285	\$28,475.00
Blackmar, Phil	73	69	73	71	286	\$26,562.50
Leonard, Justin	73	73	69	71	286	\$26,562.50
Norman, Greg	73	72	73	70	288	\$25,925.00
Brown, Billy Ray	69	74	71	75	289	\$25,585.00
Herron, Tim	74	75	68	73	290	\$25,245.00
Appleby, Stuart	77	72	73	72	294	\$24,905.00
Glasson, Bill	0	0	0	0	0	\$0.00

# Championship Summaries

## MERCEDES CHAMPIONSHIPS, THE PLANTATION COURSE AT KAPALUA RESORT - January 10, 1999

Player	Rd1	Rd2	Rd3	Rd4	Total	Earnings	Player	Rd1	Rd2	Rd3	Rd4	Total	Earnings
Duval, David	67	63	68	68	266	\$468,000.00	Chamblee, Brandel	70	71	69	76	286	\$55,250.00
Mayfair, Billy	66	69	69	71	275	\$228,800.00	Durant, Joe	66	70	77	74	287	\$51,025.00
O'Meara, Mark	70	68	69	68	275	\$228,800.00	Huston, John	71	71	73	72	287	\$51,025.00
Singh, Vijay	70	65	70	71	276	\$124,800.00	Calcavecchia, Mark	70	71	70	77	288	\$47,125.00
Funk, Fred	66	69	68	74	277	\$94,900.00	Perry, Chris	69	73	74	72	288	\$47,125.00
Leonard, Justin	68	72	68	69	277	\$94,900.00	Cook, John	68	69	80	73	290	\$43,550.00
Woods, Tiger	69	69	67	72	277	\$94,900.00	Jones, Steve	75	69	73	73	290	\$43,550.00
Love III, Davis	69	68	71	70	278	\$81,900.00	Mickelson, Phil	72	70	70	78	290	\$43,550.00
Furyk, Jim	68	69	68	75	280	\$76,700.00	Simpson, Scott	71	71	74	76	292	\$40,950.00
Couples, Fred	69	68	73	71	280	\$72,800.00	Elkington, Steve	74	73	73	73	293	\$39,975.00
Andrade, Billy	67	70	74	71	282	\$69,550.00	Parnevik, Jesper	69	74	73	77	293	\$39,975.00
Hayes, J.P.	70	71	70	72	283	\$66,950.00	Dodds, Trevor	72	73	75	75	295	\$39,130.00
Janzen, Lee	69	72	74	69	284	\$63,050.00	Watson, Tom	74	71	75	76	296	\$38,610.00
Sluman, Jeff	73	67	72	72	284	\$63,050.00	Bradley, Michael	71	78	76	76	301	\$38,090.00
Pate, Steve	66	70	73	76	285	\$59,150.00	Browne, Olin	0	0	0	0	0	\$0.00
Appleby, Stuart	70	71	72	73	286	\$55,250.00							

## MERCEDES CHAMPIONSHIPS, THE PLANTATION COURSE AT KAPALUA RESORT - January 9, 2000

Player	Rd1	Rd2	Rd3	Rd4	Total	Earnings	Player	Rd1	Rd2	Rd3	Rd4	Total	Earnings
Woods, Tiger	71	66	71	68	276	\$522,000.00	Maggert, Jeff	80	72	69	72	293	\$65,000.00
Els, Ernie	71	70	67	68	276	\$313,000.00	Mediate, Rocco	79	73	73	68	293	\$65,000.00
Duval, David	72	73	67	68	280	\$197,000.00	Elkington, Steve	76	74	71	73	294	\$62,000.00
Furyk, Jim	72	73	71	69	285	\$127,500.00	Toms, David	75	75	74	71	295	\$59,000.00
Weir, Mike	76	73	69	67	285	\$127,500.00	Waldorf, Duffy	70	76	72	77	295	\$59,000.00
Franco, Carlos	78	73	70	66	287	\$100,500.00	Browne, Olin	77	75	74	70	296	\$55,000.00
Parnevik, Jesper	69	74	73	71	287	\$100,500.00	Sutton, Hal	77	73	74	72	296	\$55,000.00
Day, Glen	74	75	69	71	289	\$79,000.00	Herron, Tim	74	71	75	77	297	\$51,000.00
Faxon, Brad	72	76	68	73	289	\$79,000.00	Tryba, Ted	80	70	73	74	297	\$51,000.00
Geiberger, Brent	73	73	67	76	289	\$79,000.00	Begay III, Notah	73	79	73	73	298	\$48,000.00
Lawrie, Paul	76	73	68	72	289	\$79,000.00	Hjertstedt, Gabriel	78	74	73	76	301	\$47,000.00
Pernice, Jr., Tom	75	76	65	73	289	\$79,000.00	Henninger, Brian	77	78	75	73	303	\$46,250.00
Singh, Vijay	73	77	67	72	289	\$79,000.00	Lewis, J.L.	78	81	70	74	303	\$46,250.00
Sluman, Jeff	72	72	74	72	290	\$70,000.00	Roberts, Loren	76	80	73	75	304	\$45,500.00
Appleby, Stuart	73	76	70	72	291	\$68,000.00	Beem, Rich	84	77	76	70	307	\$45,000.00

# Championship Summaries

## MERCEDES CHAMPIONSHIPS, THE PLANTATION COURSE AT KAPALUA RESORT - January 14, 2001

Player	Rd1	Rd2	Rd3	Rd4	Total	Earnings
Furyk, Jim	69	69	69	67	274	\$630,000.00
Sabbatini, Rory	69	69	65	72	275	\$380,000.00
Els, Ernie	68	66	73	69	276	\$203,000.00
Singh, Vijay	71	67	67	71	276	\$203,000.00
Huston, John	74	67	69	67	277	\$140,000.00
Mediate, Rocco	70	69	70	69	278	\$126,000.00
Duval, David	73	71	65	70	279	\$118,000.00
Clark II, Michael	69	70	72	69	280	\$99,000.00
Leonard, Justin	67	73	69	71	280	\$99,000.00
Toms, David	70	71	67	72	280	\$99,000.00
Woods, Tiger	70	73	68	69	280	\$99,000.00
Andrade, Billy	69	70	69	73	281	\$78,000.00
Cink, Stewart	69	71	69	72	281	\$78,000.00
Paulson, Dennis	70	72	67	72	281	\$78,000.00
Weir, Mike	70	70	68	73	281	\$78,000.00
Triplett, Kirk	71	73	68	70	282	\$70,000.00
Azinger, Paul	70	70	68	75	283	\$66,000.00

Player	Rd1	Rd2	Rd3	Rd4	Total	Earnings
DiMarco, Chris	71	73	69	70	283	\$66,000.00
Franco, Carlos	70	76	68	70	284	\$60,000.00
Hart, Dudley	70	77	69	68	284	\$60,000.00
Roberts, Loren	74	69	71	70	284	\$60,000.00
Waldorf, Duffy	70	70	71	73	284	\$60,000.00
Faxon, Brad	71	70	71	73	285	\$54,500.00
Parnevik, Jesper	76	66	72	71	285	\$54,500.00
Sutton, Hal	70	74	73	69	286	\$53,000.00
Lehman, Tom	74	73	71	71	289	\$51,500.00
Scherrer, Tom	74	71	72	72	289	\$51,500.00
Allenby, Robert	72	74	73	71	290	\$49,500.00
Mickelson, Phil	72	73	72	73	290	\$49,500.00
Verplank, Scott	74	73	71	73	291	\$48,000.00
Carter, Jim	80	72	72	72	296	\$47,000.00
Begay III, Notah	75	76	71	75	297	\$46,000.00
Lowery, Steve	80	73	71	75	299	\$45,000.00

## MERCEDES CHAMPIONSHIPS, THE PLANTATION COURSE AT KAPALUA RESORT - January 6, 2002

Player	Rd1	Rd2	Rd3	Rd4	Total	Earnings
Garcia, Sergio	73	69	68	64	274	\$720,000.00
Toms, David	69	66	72	67	274	\$432,000.00
Perry, Kenny	68	67	71	69	275	\$275,000.00
Furyk, Jim	67	72	73	65	277	\$196,000.00
Calcavecchia, Mark	72	66	71	69	278	\$150,000.00
DiMarco, Chris	67	72	68	71	278	\$150,000.00
McCarron, Scott	71	72	69	66	278	\$150,000.00
Verplank, Scott	67	69	70	73	279	\$130,000.00
Faxon, Brad	71	71	69	69	280	\$120,000.00
Estes, Bob	70	70	71	70	281	\$105,000.00
Woods, Tiger	68	74	74	65	282	\$105,000.00
Duval, David	67	71	72	72	282	\$92,000.00
Edwards, Joel	69	71	71	72	283	\$88,000.00
Goosen, Retief	69	71	77	67	284	\$83,500.00
Weir, Mike	63	74	74	73	284	\$83,500.00
Love III, Davis	69	72	78	68	287	\$77,500.00
Pernice, Jr., Tom	70	70	75	72	287	\$77,500.00

Player	Rd1	Rd2	Rd3	Rd4	Total	Earnings
Beckman, Cameron	67	73	75	73	288	\$73,000.00
Leonard, Justin	70	72	75	71	288	\$73,000.00
Durant, Joe	73	73	74	69	289	\$69,000.00
Lickliter II, Frank	66	74	77	72	289	\$69,000.00
Allenby, Robert	74	72	71	73	290	\$64,000.00
Hoch, Scott	72	75	73	70	290	\$64,000.00
Maruyama, Shigeki	72	75	72	71	290	\$64,000.00
Stricker, Steve	71	70	79	71	291	\$60,000.00
Parnevik, Jesper	74	75	72	71	292	\$57,000.00
Sutton, Hal	75	73	76	68	292	\$57,000.00
Cook, John	72	69	78	74	293	\$55,000.00
Gossett, David	74	78	72	72	296	\$54,000.00
Damron, Robert	69	73	85	71	298	\$52,500.00
Sluman, Jeff	74	76	78	70	298	\$52,500.00
Willis, Garrett	77	80	74	73	304	\$51,000.00
Coceres, Jose	0	0	0	0	0	\$0.00



# Championship Summaries

## MERCEDES CHAMPIONSHIPS, THE PLANTATION COURSE AT KAPALUA RESORT - January 12, 2003

Player	Rd1	Rd2	Rd3	Rd4	Total	Earnings
Els, Ernie	64	65	65	67	261	\$1,000,000.00
Choi, K.J.	67	67	62	73	269	\$450,000.00
Mediate, Rocco	72	69	65	63	269	\$450,000.00
Goosen, Retief	70	65	66	69	270	\$224,000.00
Singh, Vijay	68	70	67	65	270	\$224,000.00
Byrd, Jonathan	68	69	71	63	271	\$155,000.00
Estes, Bob	66	66	70	69	271	\$155,000.00
Furyk, Jim	64	72	67	68	271	\$155,000.00
Riley, Chris	65	70	67	69	271	\$155,000.00
Kelly, Jerry	65	70	67	70	272	\$125,000.00
Sauers, Gene	65	72	69	66	272	\$125,000.00
Sluman, Jeff	72	67	70	64	273	\$105,000.00
Sutherland, Kevin	71	66	69	67	273	\$105,000.00
Roberts, Loren	68	70	67	69	274	\$90,000.00
Donald, Luke	68	72	69	66	275	\$85,000.00
Howell III, Charles	73	66	67	70	276	\$82,000.00
Perks, Craig	69	71	67	70	277	\$79,000.00
Tataurangi, Phil	68	70	69	70	277	\$79,000.00
Leonard, Justin	71	68	71	68	278	\$75,000.00

Player	Rd1	Rd2	Rd3	Rd4	Total	Earnings
Smith, Chris	69	71	69	69	278	\$75,000.00
Forsman, Dan	69	71	69	70	279	\$70,000.00
Hayes, J.P.	72	67	70	70	279	\$70,000.00
Price, Nick	69	69	75	66	279	\$70,000.00
Mattiace, Len	75	68	69	68	280	\$66,000.00
Garcia, Sergio	71	73	66	71	281	\$61,250.00
Kuchar, Matt	70	70	73	68	281	\$61,250.00
Maruyama, Shigeki	66	72	70	73	281	\$61,250.00
Parry, Craig	71	69	71	70	281	\$61,250.00
DiMarco, Chris	70	75	69	68	282	\$56,500.00
Leggatt, Ian	69	67	79	67	282	\$56,500.00
McRoy, Spike	72	71	73	66	282	\$56,500.00
Rollins, John	72	72	69	69	282	\$56,500.00
Burns, Bob	71	72	74	66	283	\$53,500.00
Olazabal, Jose Maria	74	71	69	69	283	\$53,500.00
Gogel, Matt	69	75	73	69	286	\$52,000.00
Beem, Rich	74	71	70	75	285	\$51,000.00
Woods, Tiger	0	0	0	0	0	\$0.00

## MERCEDES CHAMPIONSHIPS, THE PLANTATION COURSE AT KAPALUA RESORT - January 11, 2004

Player	Rd1	Rd2	Rd3	Rd4	Total	Earnings
Stuart Appleby	66	67	66	71	270	\$1,060,000.00
Vijay Singh	68	64	69	70	271	\$600,000.00
Darren Clarke	67	69	69	70	275	\$400,000.00
Tiger Woods	71	70	65	71	277	\$275,000.00
Retief Goosen	70	70	64	73	277	\$275,000.00
Kirk Triplett	68	69	71	70	278	\$204,000.00
Adam Scott	69	74	68	68	279	\$180,000.00
Scott Hoch	68	71	69	72	280	\$170,000.00
Ben Crane	71	74	66	70	281	\$155,000.00
Davis Love III	69	71	69	72	281	\$155,000.00
Jim Furyk	70	71	68	74	283	\$140,000.00
Jonathan Kaye	74	70	66	74	284	\$130,000.00
Justin Leonard	68	73	71	73	285	\$115,000.00
Shaun Micheel	70	71	69	75	285	\$115,000.00
Tommy Armour III	73	71	73	70	287	\$89,166.67

Player	Rd1	Rd2	Rd3	Rd4	Total	Earnings
Steve Flesch	73	72	72	70	287	\$89,166.67
Peter Jacobsen	70	71	73	73	287	\$89,166.67
Shigeki Maruyama	69	72	72	74	287	\$89,166.67
Chad Campbell	71	76	65	75	287	\$89,166.66
Kenny Perry	73	71	68	75	287	\$89,166.66
Ernie Els	73	70	73	72	288	\$79,000.00
Fred Couples	69	72	72	75	288	\$79,000.00
J.L. Lewis	70	71	69	78	288	\$79,000.00
Mike Weir	71	70	73	75	289	\$75,000.00
Rory Sabbatini	73	74	74	70	291	\$73,000.00
Frank Lickliter II	73	76	70	74	293	\$70,000.00
John Huston	69	72	71	81	293	\$70,000.00
Bob Tway	73	74	72	72	291	\$67,500.00
Craig Stadler	73	78	68	75	294	\$67,500.00
Ben Curtis	73	80	70	74	297	\$66,000.00

# Championship Summaries

## MERCEDES CHAMPIONSHIPS, THE PLANTATION COURSE AT KAPALUA RESORT - January 9, 2005

Player	Rd1	Rd2	Rd3	Rd4	Total	Earnings
Stuart Appleby	74	64	66	67	271	\$1,060,000.00
Jonathan Kaye	68	67	66	71	272	\$600,000.00
Ernie Els	69	65	68	71	273	\$350,000.00
Tiger Woods	68	68	69	68	273	\$350,000.00
Adam Scott	69	72	68	65	274	\$211,333.34
Stewart Cink	68	68	67	71	274	\$211,333.33
Vijay Singh	66	65	69	74	274	\$211,333.33
Vaughn Taylor	69	69	68	70	276	\$165,000.00
David Toms	71	67	70	68	276	\$165,000.00
Sergio Garcia	68	67	73	70	278	\$145,000.00
Craig Parry	67	72	68	71	278	\$145,000.00
Woody Austin	69	72	68	70	279	\$130,000.00
Jonathan Byrd	72	70	71	67	280	\$110,000.00
Retief Goosen	71	67	69	73	280	\$110,000.00
Mike Weir	70	63	71	76	280	\$110,000.00
Bart Bryant	69	72	69	71	281	\$91,000.00

Player	Rd1	Rd2	Rd3	Rd4	Total	Earnings
Chad Campbell	69	67	71	75	282	\$88,000.00
John Daly	70	69	70	73	282	\$88,000.00
Stephen Ames	73	72	67	71	283	\$83,000.00
Mark Hensby	70	73	71	69	283	\$83,000.00
Rod Pampling	70	72	69	72	283	\$83,000.00
Andre Stolz	73	71	71	70	285	\$79,000.00
Zach Johnson	72	70	71	73	286	\$75,000.00
Joey Sindelar	71	68	71	76	286	\$75,000.00
Heath Slocum	69	70	72	75	286	\$75,000.00
Todd Hamilton	72	72	72	71	287	\$70,000.00
Ryan Palmer	76	68	71	72	287	\$70,000.00
Brent Geiberger	72	73	71	72	288	\$68,000.00
Steve Flesch	69	73	72	75	285	\$67,000.00
Fred Funk	74	74	67	75	290	\$66,000.00
Carlos Franco	74	71	72	75	292	\$65,000.00

## MERCEDES CHAMPIONSHIPS, THE PLANTATION COURSE AT KAPALUA RESORT - JANUARY 8, 2006

Player	Rd1	Rd2	Rd3	Rd4	Total	Earnings
Stuart Appleby	71	72	70	71	284	\$1,080,000.00
Vijay Singh	70	74	74	66	284	\$630,000.00
Jim Furyk	72	72	72	72	288	\$420,000.00
Michael Campbell	72	72	71	75	290	\$287,500.00
Vaughn Taylor	74	73	72	71	290	\$287,500.00
Lucas Glover	74	73	70	74	291	\$217,000.00
Sergio Garcia	71	74	73	75	293	\$195,000.00
Justin Leonard	72	78	72	72	294	\$185,000.00
Bart Bryant	74	72	76	73	295	\$175,000.00
Peter Lonard	74	74	73	75	296	\$165,000.00
Tim Petrovic	74	77	74	72	297	\$150,000.00
Wes Short, Jr.	73	73	75	76	297	\$150,000.00
Geoff Ogilvy	75	72	74	77	298	\$130,000.00
David Toms	71	73	79	75	298	\$130,000.00

Player	Rd1	Rd2	Rd3	Rd4	Total	Earnings
Jason Bohn	76	70	78	75	299	\$110,000.00
Mark Calcavecchia	73	74	73	79	299	\$110,000.00
Olin Browne	69	76	76	80	301	\$94,000.00
Robert Gamez	77	76	73	75	301	\$94,000.00
K.J. Choi	75	74	77	76	302	\$87,000.00
Kenny Perry	74	77	77	74	302	\$87,000.00
Carl Pettersson	71	85	75	74	305	\$84,000.00
Ted Purdy	73	75	77	81	306	\$82,000.00
Brad Faxon	82	78	75	74	309	\$79,000.00
Heath Slocum	74	81	78	76	309	\$79,000.00
Ben Crane	79	78	78	75	310	\$76,000.00
Fred Funk	76	82	78	76	312	\$74,000.00
Sean O'Hair	77	79	80	82	318	\$72,000.00
Jason Gore	80	80	81	79	320	\$70,000.00

## MERCEDES-BENZ CHAMPIONSHIPS, THE PLANTATION COURSE AT KAPALUA RESORT - January 7, 2007

Player	Rd1	Rd2	Rd3	Rd4	Total	Earnings
Vijay Singh	69	69	70	70	278	\$1,100,000.00
Adam Scott	73	69	69	69	280	\$630,000.00
Trevor Immelman	71	68	72	72	283	\$410,000.00
J.B. Holmes	73	68	71	72	284	\$260,000.00
Davis Love III	70	71	75	68	284	\$260,000.00
Will MacKenzie	69	70	73	72	284	\$260,000.00
Luke Donald	72	71	71	71	285	\$193,000.00
K.J. Choi	69	77	71	69	286	\$170,000.00
J.J. Henry	74	73	68	71	286	\$170,000.00
David Toms	75	72	72	67	286	\$170,000.00
Stephen Ames	69	74	74	70	287	\$145,000.00
Troy Matteson	73	70	70	74	287	\$145,000.00
Stuart Appleby	73	72	72	71	288	\$120,000.00
Chris Couch	71	70	77	70	288	\$120,000.00
Rory Sabbatini	71	78	68	71	288	\$120,000.00
Joe Durant	73	73	72	71	289	\$95,000.00
Kirk Triplett	75	73	69	72	289	\$95,000.00

Player	Rd1	Rd2	Rd3	Rd4	Total	Earnings
Jim Furyk	71	74	76	71	292	\$80,000.00
John Senden	73	74	75	71	293	\$71,333.34
Tim Herron	75	72	72	74	293	\$71,333.33
Geoff Ogilvy	74	72	74	73	293	\$71,333.33
Rod Pampling	74	80	71	69	294	\$65,000.00
Carl Pettersson	72	75	77	70	294	\$65,000.00
Brett Wetterich	69	79	73	73	294	\$65,000.00
John Rollins	77	74	70	74	295	\$61,000.00
Eric Axley	78	75	74	69	296	\$59,000.00
Aaron Baddeley	77	72	78	70	297	\$57,000.00
Corey Pavin	75	75	74	77	301	\$56,000.00
Dean Wilson	80	78	72	72	302	\$55,000.00
Jeff Maggert	76	74	74	79	303	\$54,000.00
Chad Campbell	77	75	78	75	305	\$53,000.00
D.J. Trahan	79	77	75	75	306	\$52,000.00
Ben Curtis	81	78	77	76	312	\$51,000.00

# Championship Summaries

## MERCEDES-BENZ CHAMPIONSHIPS, THE PLANTATION COURSE AT KAPALUA RESORT - JANUARY 6, 2008

Player	Rd1	Rd2	Rd3	Rd4	Total	Earnings
Daniel Chopra	69	72	67	66	274	\$1,100,000.00
Steve Stricker	73	69	68	64	274	\$ 630,000.00
Stephen Ames	72	67	70	66	275	\$ 410,000.00
Mike Weir	71	67	68	70	276	\$ 310,000.00
Hunter Mahan	73	72	69	64	278	\$ 218,000.00
Jim Furyk	74	70	66	68	278	\$ 218,000.00
Nick Watney	68	72	67	71	278	\$ 218,000.00
Charles Howell III	74	70	68	67	279	\$ 175,000.00
Justin Leonard	73	68	69	69	279	\$ 175,000.00
Mark Calcavecchi	75	66	71	68	280	\$ 155,000.00
Brandt Snedeker	71	69	70	70	280	\$ 155,000.00
Aaron Baddeley	70	71	73	67	281	\$ 130,000.00
Chad Campbell	75	68	68	70	281	\$ 130,000.00
Vijay Singh	74	70	67	70	281	\$ 130,000.00
Angel Cabrera	70	71	70	71	282	\$ 105,000.00
Jonathan Byrd	70	69	69	74	282	\$ 105,000.00

Player	Rd1	Rd2	Rd3	Rd4	Total	Earnings
Rory Sabbatini	72	74	69	69	284	\$ 90,000.00
Woody Austin	73	74	69	70	286	\$ 86,000.00
Scott Verplank	73	70	72	71	286	\$ 86,000.00
Charley Hoffman	75	72	70	70	287	\$ 81,000.00
Zach Johnson	76	67	71	73	287	\$ 81,000.00
Steve Flesch	72	70	71	74	287	\$ 81,000.00
Boo Weekley	80	74	68	66	288	\$ 76,000.00
Brian Bateman	76	70	72	70	288	\$ 76,000.00
Fred Funk	75	71	72	72	290	\$ 72,000.00
George McNeill	74	69	72	75	290	\$ 72,000.00
Mark Wilson	74	72	73	72	291	\$ 69,000.00
Henrik Stenson	76	75	73	68	292	\$ 67,500.00
K.J. Choi	79	75	69	69	292	\$ 67,500.00
Paul Goydos	81	73	67	73	294	\$ 66,000.00
Joe Ogilvie	75	73	74	74	296	\$ 65,000.00

## MERCEDES-BENZ CHAMPIONSHIPS, THE PLANTATION COURSE AT KAPALUA RESORT - JANUARY 11, 2009

Player	Rd1	Rd2	Rd3	Rd4	Total	Earnings
Geoff Ogilvy	67	68	65	68	268	\$ 1,120,000.00
Anthony Kim	71	68	68	67	274	\$ 523,500
Davis Love III	69	70	68	67	274	\$ 523,500
Sean O'Hair	69	70	71	65	275	\$ 312,000
Justin Leonard	74	67	65	70	276	\$ 261,000
Ernie Els	68	69	73	67	277	\$ 189,250
Zach Johnson	71	75	64	67	277	\$ 189,250
Kenny Perry	68	71	68	70	277	\$ 189,250
D.J.Trahan	70	66	70	71	277	\$198,250
Johnson Wagner	68	71	70	69	278	\$ 162,000
Dustin Johnson	72	72	68	67	279	\$ 152,000
Chez Reavie	75	70	68	67	280	\$ 132,000
Will MacKenzie	72	70	69	69	280	\$ 132,000
Camilo Villegas	74	67	66	73	280	\$ 132,000
K.J. Choi	71	71	66	73	281	\$ 107,000
Boo Weekley	70	70	69	72	281	\$ 107,000
Carl Pettersson	72	72	70	68	282	\$ 92,000

Player	Rd1	Rd2	Rd3	Rd4	Total	Earnings
Brian Gay	72	70	70	71	283	\$ 77,667
Adam Scott	73	67	73	70	283	\$ 77,667
Ryuji Imada	69	70	74	70	283	\$ 77,667
Trevor Immelman	72	74	69	69	284	\$ 71,000
Richard S. Johnson	72	72	71	69	284	\$ 71,000
Cameron Beckman	76	73	66	70	285	\$ 68,000
Stewart Cink	74	67	71	74	286	\$ 64,000
Steve Lowery	69	75	70	72	286	\$ 64,000
Parker McLachlin	77	69	69	71	286	\$ 64,000
Daniel Chopra	79	69	67	72	287	\$ 59,500
Vijay Singh	73	73	71	70	287	\$ 59,500
Greg Jraft	72	73	68	75	288	\$ 57,500
J.B. Holmes	74	75	72	67	288	\$ 57,500
Ryan Palmer	78	75	72	66	291	\$ 56,000
Andes Romero	78	74	71	72	295	\$55,000
Marc Turnesa	79	73	70	74	296	\$54,000

## SBS CHAMPIONSHIP, THE PLANTATION COURSE AT KAPALUA RESORT - JANUARY 11, 2010

Player	Rd1	Rd2	Rd3	Rd4	Total	Earnings
Ogilvy, Geoff	69	66	68	67	270	\$1,120,000.00
Sabbatini, Rory	70	68	70	63	271	\$645,000.00
Kuchar, Matt	67	68	71	67	273	\$426,000.00
Laird, Martin	67	68	69	70	274	\$300,000.00
O'Hair, Sean	68	67	71	68	274	\$300,000.00
Goosen, Retief	70	69	67	69	275	\$208,333.33
Moore, Ryan	69	68	68	70	275	\$208,333.33
Perry, Kenny	70	67	70	68	275	\$208,333.34
Cink, Stewart	68	69	69	70	276	\$185,000.00
Cabrera, Angel	68	68	70	71	277	\$160,000.00
Casey, Paul	70	69	69	69	277	\$160,000.00
Perez, Pat	71	70	67	69	277	\$160,000.00
Stricker, Steve	73	70	68	66	277	\$160,000.00
Glover, Lucas	66	65	71	76	278	\$130,000.00
Rollins, John	68	66	72	72	278	\$130,000.00

Player	Rd1	Rd2	Rd3	Rd4	Total	Earnings
Johnson, Dustin	67	71	70	71	279	\$110,000.00
Watney, Nick	67	71	70	71	279	\$110,000.00
Johnson, Zach	72	69	71	68	280	\$95,000.00
Yang, Y.E.	70	74	66	71	281	\$90,000.00
Ames, Stephen	71	69	71	71	282	\$85,000.00
Gay, Brian	72	71	70	70	283	\$83,000.00
Green, Nathan	67	70	77	72	286	\$81,000.00
Kelly, Jerry	69	70	74	74	287	\$78,000.00
Matteson, Troy	73	70	73	71	287	\$78,000.00
Bradley, Michael	73	72	71	72	288	\$74,000.00
Van Pelt, Bo	72	70	73	73	288	\$74,000.00
Slocum, Heath	75	71	71	73	290	\$70,500.00
Wilson, Mark	74	71	70	75	290	\$70,500.00
Ben Curtis	81	78	77	76	312	\$51,000.00

# Championship Summaries

## HYUNDAI TOURNAMENT OF CHAMPIONS, THE PLANTATION COURSE AT KAPALUA RESORT - JANUARY 9, 2011

Player	Rd1	Rd2	Rd3	Rd4	Total	Earnings	Player	Rd1	Rd2	Rd3	Rd4	Total	Earnings
Jonathan Byrd	66	68	67	67	268	\$1,120,000.00	Tim Clark	72	68	73	68	281	\$87,000.00
Robert Garrigus	69	63	69	67	268	635,000.00	Ernie Els	72	64	74	71	281	87,000.00
Graeme McDowell	71	68	68	62	269	412,000.00	Matt Bettencourt	73	70	70	69	282	75,500.00
Carl Pettersson	66	67	71	68	272	286,500.00	Anthony Kim	69	71	74	68	282	75,500.00
Steve Stricker	69	67	65	71	272	286,500.00	Ben Crane	67	70	74	72	283	71,000.00
Matt Kuchar	69	70	66	69	274	201,500.00	Adam Scott	73	67	70	73	283	71,000.00
Ian Poulter	70	68	70	66	274	201,500.00	Cameron Beckman	72	71	70	71	284	67,000.00
Bill Haas	68	70	69	69	276	182,000.00	Zach Johnson	71	73	69	71	284	67,000.00
Jason Day	73	66	69	70	278	162,000.00	Charley Hoffman	68	75	67	75	285	62,000.00
Jim Furyk	68	68	72	70	278	162,000.00	Hunter Mahan	70	70	78	67	285	62,000.00
Dustin Johnson	71	66	73	68	278	162,000.00	Bubba Watson	70	70	73	72	285	62,000.00
Arjun Atwal	72	69	68	70	279	132,000.00	Jason Bohn	72	72	72	70	286	58,500.00
Bill Lunde	70	68	70	71	279	132,000.00	Heath Slocum	70	74	72	70	286	58,500.00
Justin Rose	75	67	69	68	279	132,000.00	Stuart Appleby	69	75	73	72	289	57,000.00
Francesco Molinari	69	67	74	70	280	107,000.00	Rocco Mediate	79	70	75	71	295	56,000.00
Ryan Palmer	70	72	68	70	280	107,000.00	Derek Lamely	72	76	78	70	296	55,000.00

## HYUNDAI TOURNAMENT OF CHAMPIONS, THE PLANTATION COURSE AT KAPALUA RESORT - JANUARY 9, 2012

Player	Rd1	Rd2	Rd3	Rd4	Total	Earnings	Player	Rd1	Rd2	Rd3	Rd4	Total	Earnings
Steve Stricker	68	63	69	69	269	\$1,120,000.00	Nick Watney	73	71	68	68	280	\$130,000.00
Martin Laird	68	70	67	67	272	650,000.00	Keegan Bradley	69	72	75	65	281	105,000.00
Jonathan Byrd	67	71	67	68	273	369,000.00	Sean O'Hair	73	70	70	69	282	99,000.00
Webb Simpson	68	68	69	68	273	369,000.00	Bubba Watson	74	69	72	69	284	91,500.00
K.J. Choi	70	73	69	65	277	245,000.00	Mark Wilson	72	71	69	72	284	91,500.00
Harrison Frazar	74	69	66	68	277	245,000.00	Bill Haas	73	73	70	69	285	84,000.00
Chris Kirk	75	66	70	67	278	190,000.00	Aaron Baddeley	75	68	74	69	286	80,000.00
Bryce Molder	71	70	67	70	278	190,000.00	Michael Bradley	68	75	75	69	287	74,500.00
Ben Crane	72	71	68	68	279	165,000.00	Scott Stallings	74	69	74	70	287	74,500.00
Rory Sabbatini	73	70	68	68	279	165,000.00	Gary Woodland	73	71	73	72	289	70,000.00
Johnson Wagner	72	72	68	67	279	165,000.00	Brendan Steele	76	76	72	71	295	68,000.00
Kevin Na	73	64	71	72	280	130,000.00	David Toms	76	74	75	71	296	66,000.00
Scott Piercy	72	71	69	68	280	130,000.00	Jhonattan Vegas	75	73	76	74	298	64,000.00
D.A. Points	71	69	71	69	280	130,000.00							

## HYUNDAI TOURNAMENT OF CHAMPIONS, THE PLANTATION COURSE AT KAPALUA RESORT - JANUARY 7, 2013

Player	Rd1	Rd2	Rd3	Total	Points	Earnings	Player	Rd1	Rd2	Rd3	Total	Points	Earnings
Dustin Johnson	69	66	68	203	500.00	\$1,140,000.00	Johnson Wagner	72	72	72	216	56.40	\$120,400.00
Steve Stricker	71	67	69	207	300.00	665,000.00	Nick Watney	69	73	74	216	56.40	120,400.00
Brandt Snedeker	70	70	69	209	190.00	432,000.00	Jonas Blixt	72	74	72	218	51.00	87,600.00
Keegan Bradley	71	69	70	210	122.50	304,000.00	Ben Curtis	70	76	72	218	51.00	87,600.00
Bubba Watson	70	69	71	210	122.50	304,000.00	Jason Dufner	72	77	69	218	51.00	87,600.00
Rickie Fowler	70	74	67	211	95.00	212,500.00	John Huh	73	71	74	218	51.00	87,600.00
Tommy Gainey	72	69	70	211	95.00	212,500.00	Zach Johnson	74	72	72	218	51.00	87,600.00
Carl Pettersson	70	72	70	212	85.00	190,000.00	Charlie Beljan	71	75	75	221	47.00	73,000.00
Matt Kuchar	74	71	69	214	77.50	175,000.00	Bill Haas	71	75	75	221	47.00	73,000.00
Ian Poulter	71	74	69	214	77.50	175,000.00	Marc Leishman	75	75	71	221	47.00	73,000.00
Webb Simpson	72	72	71	215	67.50	155,000.00	Hunter Mahan	72	77	74	223	44.50	67,000.00
Mark Wilson	69	76	70	215	67.50	155,000.00	Ted Potter, Jr.	75	75	73	223	44.50	67,000.00
J.J. Henry	71	74	71	216	56.40	120,400.00	George McNeill	79	73	73	225	42.50	63,000.00
Scott Piercy	72	71	73	216	56.40	120,400.00	Ryan Moore	72	77	76	225	42.50	63,000.00
Scott Stallings	72	74	70	216	56.40	120,400.00	Kyle Stanley	78	80	72	230	41.00	61,000.00

# Championship Summaries

## HYUNDAI TOURNAMENT OF CHAMPIONS, THE PLANTATION COURSE AT KAPALUA RESORT - JANUARY 6, 2014

Player	Rd1	Rd2	Rd3	Rd4	Total	Earnings
Zach Johnson	67	66	74	66	273	\$1,140,000.00
Jordan Spieth	66	70	69	69	274	665,000.00
Webb Simpson	66	71	68	70	275	382,000.00
Kevin Streelman	67	71	70	67	275	382,000.00
Jason Dufner	67	72	69	69	277	276,000.00
Billy Horschel	72	72	68	66	278	198,750.00
Dustin Johnson	70	66	69	73	278	198,750.00
Matt Kuchar	68	68	75	67	278	198,750.00
Adam Scott	70	70	69	69	278	198,750.00
Ryan Moore	67	71	72	69	279	170,000.00
Harris English	70	71	70	69	280	155,000.00
Brandt Snedeker	70	69	69	72	280	155,000.00
Woody Austin	72	70	68	71	281	130,000.00
Brian Gay	70	76	65	70	281	130,000.00
Gary Woodland	71	70	67	73	281	130,000.00

Player	Rd1	Rd2	Rd3	Rd4	Total	Earnings
Ken Duke	70	69	71	72	282	\$100,250.00
Chris Kirk	66	75	68	73	282	100,250.00
Patrick Reed	70	72	67	73	282	100,250.00
Michael Thompson	66	71	73	72	282	100,250.00
Martin Laird	71	72	70	70	283	87,000.00
Jonas Blixt	76	70	69	70	285	79,333.34
Sang-Moon Bae	69	73	71	72	285	79,333.33
Jimmy Walker	73	73	67	72	285	79,333.33
Scott Brown	71	73	68	75	287	71,500.00
Bill Haas	71	73	69	74	287	71,500.00
Boo Weekley	71	74	70	73	288	68,000.00
Russell Henley	72	72	70	75	289	66,000.00
John Merrick	71	76	71	74	292	63,000.00
D.A. Points	72	74	73	73	292	63,000.00
Derek Ernst	79	76	76	70	301	61,000.00



# 2015 Tournament Summary

## HYUNDAI TOURNAMENT OF CHAMPIONS

**Winner:** Patrick Reed

**Location:** Plantation Course at Kapalua | Kapalua, Maui, HI

**Date:** Jan 9-12, 2015

**FedExCup Points:** 3,513

**Par/Yardage:** 36-37-73 | 7,452 yds.

**Purse:** \$5,700,000

Pos	Player	Rnd1	Rnd2	Rnd3	Rnd4	Total	Points	Earnings
1	Patrick Reed	67	69	68	67	271/-21	500.00	\$1,140,000.00
2	Jimmy Walker	67	68	67	69	271/-21	300.00	665,000.00
T3	Jason Day	70	69	71	62	272/-20	145.00	332,666.67
T3	Russell Henley	65	70	70	67	272/-20	145.00	332,666.67
T3	Hideki Matsuyama	70	66	66	70	272/-20	145.00	332,666.66
6	Sangmoon Bae	66	69	69	70	274/-18	100.00	213,000.00
7	Zach Johnson	68	67	73	67	275/-17	90.00	190,000.00
T8	Robert Streb	67	69	71	69	276/-16	82.50	175,000.00
T8	Brendon Todd	69	67	69	71	276/-16	82.50	175,000.00
10	Bubba Watson	70	69	68	70	277/-15	75.00	160,000.00
T11	Matt Jones	69	72	68	69	278/-14	65.00	140,000.00
T11	Ben Martin	67	72	70	69	278/-14	65.00	140,000.00
T11	Seung-Yul Noh	71	70	69	68	278/-14	65.00	140,000.00
T14	Charley Hoffman	70	66	73	70	279/-13	56.00	110,000.00
T14	Chris Kirk	68	76	73	62	279/-13	56.00	110,000.00
T14	Scott Stallings	67	70	70	72	279/-13	56.00	110,000.00
T17	Brian Harman	70	70	75	65	280/-12	53.00	90,333.34
T17	Matt Kuchar	68	70	74	68	280/-12	53.00	90,333.33
T17	Hunter Mahan	71	71	69	69	280/-12	53.00	90,333.33
T20	Chesson Hadley	70	73	68	70	281/-11	50.50	80,000.00
T20	Ryan Moore	71	70	69	71	281/-11	50.50	80,000.00
T22	Steven Bowditch	69	73	71	69	282/-10	48.00	70,666.67
T22	Billy Horschel	72	70	70	70	282/-10	48.00	70,666.67
T22	Kevin Streelman	69	73	67	73	282/-10	48.00	70,666.66
T25	Tim Clark	70	75	67	71	283/-9	45.50	65,000.00
T25	John Senden	68	71	73	71	283/-9	45.50	65,000.00
T27	Matt Every	73	71	70	70	284/-8	43.50	61,000.00
T27	Geoff Ogilvy	72	69	74	69	284/-8	43.50	61,000.00
T29	Angel Cabrera	71	73	72	70	286/-6	41.00	58,000.00
T29	Ben Crane	74	67	73	72	286/-6	41.00	58,000.00
T29	Nick Taylor	69	73	72	72	286/-6	41.00	58,000.00
32	Camilo Villegas	71	70	71	75	287/-5	39.00	56,000.00
33	J.B. Holmes	69	71	73	76	289/-3	38.00	55,000.00
W/D	Kevin Stadler	74	73			147/1		

# 2016 Tournament Summary

## HYUNDAI TOURNAMENT OF CHAMPIONS

**Winner:** Jordan Spieth

**Location:** Plantation Course at Kapalua | Kapalua, Maui, HI

**Date:** Jan 4-10, 2016

**FedExCup Points:** 3,513

**Par/Yardage:** 36-37-73 | 7,452 yds.

**Purse:** \$5,900,000

Pos	Player	Rnd1	Rnd2	Rnd3	Rnd4	Total	Points	Earnings
1	Jordan Spieth	66	64	65	67	262/-30	500.00	\$1,180,000.00
2	Patrick Reed	65	69	67	69	270/-22	300.00	688,000.00
T3	Brooks Koepka	69	68	63	71	271/-21	162.50	381,000.00
T3	Brandt Snedeker	67	72	65	67	271/-21	162.50	381,000.00
5	Rickie Fowler	69	67	69	67	272/-20	110.00	274,000.00
T6	Padraig Harrington	70	68	70	67	275/-17	91.66	202,333.34
T6	Fabian Gomez	68	66	70	71	275/-17	91.66	202,333.33
T6	Peter Malnati	71	66	69	69	275/-17	91.66	202,333.33
9	Kevin Kisner	69	65	71	71	276/-16	80.00	178,000.00
T10	Steven Bowditch	69	67	69	72	277/-15	65.40	148,000.00
T10	Jason Day	70	73	69	65	277/-15	65.40	148,000.00
T10	Dustin Johnson	73	67	68	69	277/-15	65.40	148,000.00
T10	Jimmy Walker	70	71	64	72	277/-15	65.40	148,000.00
T10	Bubba Watson	69	68	73	67	277/-15	65.40	148,000.00
T15	Smylie Kaufman	70	69	71	68	278/-14	55.00	108,666.67
T15	Danny Lee	67	68	71	72	278/-14	55.00	108,666.67
T15	David Lingmerth	71	71	66	70	278/-14	55.00	108,666.66
T18	Emiliano Grillo	71	73	70	66	280/-12	52.00	90,000.00
T18	Bill Haas	71	69	70	70	280/-12	52.00	90,000.00
T18	Troy Merritt	75	68	70	67	280/-12	52.00	90,000.00
T21	Zach Johnson	75	69	70	67	281/-11	49.00	78,333.34
T21	Alex Cejka	72	72	69	68	281/-11	49.00	78,333.33
T21	Justin Thomas	70	73	69	69	281/-11	49.00	78,333.33
T24	J.B. Holmes	67	76	68	72	283/-9	46.00	70,000.00
T24	Chris Kirk	70	71	70	72	283/-9	46.00	70,000.00
T24	Scott Piercy	71	69	72	71	283/-9	46.00	70,000.00
27	Russell Knox	71	72	69	72	284/-8	44.00	66,000.00
28	Matt Every	70	68	78	71	287/-5	43.00	64,000.00
T29	Davis Love III	75	72	71	70	288/-4	41.50	61,500.00
T29	Graeme McDowell	75	70	72	71	288/-4	41.50	61,500.00
T31	James Hahn	76	76	74	69	295/3	39.50	59,500.00
T31	J.J. Henry	77	74	73	71	295/3	39.50	59,500.00

# 2017 Tournament Summary

## SBS TOURNAMENT OF CHAMPIONS

**Winner:** Justin Thomas

**Location:** Plantation Course at Kapalua | Kapalua, Maui, HI

**Date:** Jan 2-8, 2017

**FedExCup Points:** 2,989

**Par/Yardage:** 36-37-73 | 7,452 yds.

**Purse:** \$6,100,000

Pos	Player	Rnd1	Rnd2	Rnd3	Rnd4	Total	Points	Earnings
1	Justin Thomas	67	67	67	69	270/-22	500.00	\$1,220,000.00
2	Hideki Matsuyama	69	68	66	70	273/-19	300.00	712,000.00
T3	Ryan Moore	67	67	71	71	276/-16	145.00	359,000.00
T3	Pat Perez	69	71	69	67	276/-16	145.00	359,000.00
T3	Jordan Spieth	72	69	70	65	276/-16	145.00	359,000.00
T6	Dustin Johnson	69	70	69	69	277/-15	91.66	210,000.00
T6	Patrick Reed	70	65	72	70	277/-15	91.66	210,000.00
T6	Brendan Steele	72	67	67	71	277/-15	91.66	210,000.00
T9	Tony Finau	70	68	70	70	278/-14	75.00	172,333.34
T9	William McGirt	70	69	66	73	278/-14	75.00	172,333.33
T9	Jimmy Walker	65	70	70	73	278/-14	75.00	172,333.33
T12	Jason Day	70	69	70	70	279/-13	62.50	147,000.00
T12	Jim Herman	67	71	72	69	279/-13	62.50	147,000.00
T14	Daniel Berger	68	70	70	72	280/-12	55.00	122,000.00
T14	Cody Gribble	69	72	69	70	280/-12	55.00	122,000.00
T14	Brandt Snedeker	70	70	69	71	280/-12	55.00	122,000.00
T17	Rod Pampling	69	71	72	69	281/-11	49.00	98,333.34
T17	Charley Hoffman	71	70	71	69	281/-11	49.00	98,333.33
T17	Russell Knox	71	69	68	73	281/-11	49.00	98,333.33
20	Fabian Gomez	70	68	71	73	282/-10	45.00	88,000.00
21	Jason Dufner	68	68	72	75	283/-9	43.00	84,000.00
T22	James Hahn	74	70	68	72	284/-8	40.00	78,500.00
T22	Brian Stuard	72	71	70	71	284/-8	40.00	78,500.00
24	Vaughn Taylor	72	71	69	73	285/-7	37.00	74,000.00
T25	Aaron Baddeley	70	73	74	69	286/-6	34.00	70,000.00
T25	Mackenzie Hughes	73	72	73	68	286/-6	34.00	70,000.00
T25	Bubba Watson	72	72	71	71	286/-6	34.00	70,000.00
28	Greg Chalmers	71	72	70	74	287/-5	31.00	66,000.00
29	Billy Hurley III	74	73	72	72	291/-1	29.50	64,000.00
T30	Si Woo Kim	75	70	69	78	292/E	27.25	62,500.00
T30	Jhonattan Vegas	72	76	70	74	292/E	27.25	62,500.00
32	Branden Grace	73	74	71	75	293/1	25.00	61,000.00

# 2018 Tournament Summary

## SENTRY TOURNAMENT OF CHAMPIONS

**Winner:** Dustin Johnson

**Location:** Plantation Course at Kapalua | Kapalua, Maui, HI

**Date:** Jan 1-7, 2018

**FedExCup Points:** 2,989

**Par/Yardage:** 36-37-73 | 7,452 yds.

**Purse:** \$6,300,000

Pos	Player	Rnd1	Rnd2	Rnd3	Rnd4	Total	Points	Earnings
1	Dustin Johnson	69	68	66	65	268/-24	500.00	\$1,260,000.00
2	Jon Rahm	71	70	66	69	276/-16	300.00	735,000.00
3	Brian Harman	68	68	69	72	277/-15	190.00	461,000.00
T4	Rickie Fowler	69	71	68	70	278/-14	115.00	296,000.00
T4	Hideki Matsuyama	70	70	72	66	278/-14	115.00	296,000.00
T4	Pat Perez	72	66	71	69	278/-14	115.00	296,000.00
T7	Marc Leishman	67	69	76	67	279/-13	87.50	204,000.00
T7	Jhonattan Vegas	68	70	71	70	279/-13	87.50	204,000.00
9	Jordan Spieth	75	66	70	69	280/-12	80.00	185,000.00
10	Si Woo Kim	69	71	72	69	281/-11	75.00	174,000.00
T11	Daniel Berger	73	70	68	71	282/-10	63.00	148,000.00
T11	Jason Dufner	71	68	69	74	282/-10	63.00	148,000.00
T11	Billy Horschel	70	71	70	71	282/-10	63.00	148,000.00
T11	Chris Stroud	72	66	72	72	282/-10	63.00	148,000.00
T15	Patrick Cantlay	70	70	72	71	283/-9	54.00	118,000.00
T15	Patton Kizzire	72	72	69	70	283/-9	54.00	118,000.00
T17	Russell Henley	74	69	72	69	284/-8	49.00	99,333.34
T17	Kevin Kisner	70	70	72	72	284/-8	49.00	99,333.33
T17	Cameron Smith	75	70	68	71	284/-8	49.00	99,333.33
20	Ryan Armour	71	73	70	71	285/-7	45.00	89,000.00
21	Kevin Chappell	74	70	70	72	286/-6	43.00	85,000.00
T22	Austin Cook	74	74	70	70	288/-4	38.12	76,750.00
T22	Grayson Murray	74	74	69	71	288/-4	38.12	76,750.00
T22	Xander Schauffele	72	72	70	74	288/-4	38.12	76,750.00
T22	Justin Thomas	71	75	75	67	288/-4	38.12	76,750.00
26	Bryson DeChambeau	73	73	71	72	289/-3	34.00	71,000.00
T27	Wesley Bryan	74	70	76	70	290/-2	31.75	68,000.00
T27	Hudson Swafford	72	72	76	70	290/-2	31.75	68,000.00
29	Brendan Steele	71	74	74	72	291/-1	29.50	65,000.00
30	Kyle Stanley	70	75	73	74	292/E	28.00	64,000.00
31	Jonas Blixt	77	71	75	70	293/1	26.50	63,000.00
32	Adam Hadwin	73	75	74	72	294/2	25.00	62,000.00
33	D.A. Points	76	76	74	73	299/7	23.50	61,000.00
34	Brooks Koepka	78	74	78	75	305/13	22.00	60,000.00

# 2019 Tournament Summary

## SENTRY TOURNAMENT OF CHAMPIONS

**Winner:** Xander Schauffele

**Location:** Plantation Course at Kapalua | Kapalua, Maui, HI

**Date:** December 31-January 6, 2019

**FedExCup Points:** 2,989

**Par/Yardage:** 36-37-73 | 7,518 yds.

**Purse:** \$6,500,000

Pos	Player	Rnd1	Rnd2	Rnd3	Rnd4	Total	Points	Earnings
1	Xander Schauffele	72	67	68	62	269/-23	500.00	\$1,300,000.00
2	Gary Woodland	67	67	68	68	270/-22	300.00	759,000.00
3	Justin Thomas	67	72	70	65	274/-18	190.00	475,000.00
T4	Dustin Johnson	67	74	69	67	277/-15	115.00	305,333.34
T4	Marc Leishman	68	70	68	71	277/-15	115.00	305,333.33
T4	Rory McIlroy	69	68	68	72	277/-15	115.00	305,333.33
7	Bryson DeChambeau	69	68	70	71	278/-14	90.00	218,000.00
T8	Patton Kizzire	69	71	71	68	279/-13	80.00	191,000.00
T8	Jon Rahm	70	71	69	69	279/-13	80.00	191,000.00
T8	Webb Simpson	70	72	72	65	279/-13	80.00	191,000.00
T11	Cameron Champ	71	68	74	67	280/-12	67.50	162,500.00
T11	Kevin Tway	66	71	72	71	280/-12	67.50	162,500.00
13	Jason Day	69	71	75	66	281/-11	60.00	147,000.00
T14	Charles Howell III	74	70	69	69	282/-10	56.00	132,000.00
T14	Andrew Putnam	69	73	70	70	282/-10	56.00	132,000.00
T16	Paul Casey	73	71	68	71	283/-9	52.00	113,000.00
T16	Troy Merritt	73	71	69	70	283/-9	52.00	113,000.00
18	Ian Poulter	71	69	73	71	284/-8	49.00	102,000.00
T19	Brice Garnett	73	72	73	68	286/-6	45.00	92,333.34
T19	Matt Kuchar	72	73	72	69	286/-6	45.00	92,333.33
T19	Scott Piercy	76	72	69	69	286/-6	45.00	92,333.33
T22	Andrew Landry	69	75	71	72	287/-5	40.00	82,500.00
T22	Brandt Snedeker	75	69	71	72	287/-5	40.00	82,500.00
24	Brooks Koepka	76	70	73	69	288/-4	37.00	78,000.00
T25	Billy Horschel	72	75	71	72	290/-2	34.75	74,000.00
T25	Patrick Reed	70	75	72	73	290/-2	34.75	74,000.00
T27	Keegan Bradley	77	69	72	73	291/-1	30.25	68,250.00
T27	Francesco Molinari	73	71	73	74	291/-1	30.25	68,250.00
T27	Ted Potter, Jr.	75	73	71	72	291/-1	30.25	68,250.00
T27	Aaron Wise	74	71	73	73	291/-1	30.25	68,250.00
31	Bubba Watson	70	79	74	69	292/E	26.50	65,000.00
T32	Michael Kim	71	72	80	73	296/4	24.25	63,500.00
T32	Satoshi Kodaira	77	76	73	70	296/4	24.25	63,500.00

# 2020 Tournament Summary

## SENTRY TOURNAMENT OF CHAMPIONS

**Winner:** Justin Thomas

**Location:** Plantation Course at Kapalua | Kapalua, Maui, HI

**Date:** January 2-5, 2020

**FedExCup Points:** 2,989

**Par/Yardage:** 36-37--73 | 7596 yds.

**Purse:** \$6,700,000

Pos	Player	Rnd1	Rnd2	Rnd3	Rnd4	Total	Points	Earnings
1	Justin Thomas	67	73	69	69	278/ -14	500.00	\$1,340,000.00
T2	Patrick Reed	72	66	74	66	278/ -14	245.00	636,000.00
T2	Xander Schauffele	69	68	71	70	278/ -14	245.00	636,000.00
4	Patrick Cantlay	69	71	73	68	281/ -11	135.00	378,000.00
T5	Rickie Fowler	68	71	74	69	282/ -10	105.00	285,000.00
T5	Joaquin Niemann	66	72	74	70	282/ -10	105.00	285,000.00
T7	Dustin Johnson	72	71	71	69	283/ -9	85.00	206,000.00
T7	Collin Morikawa	71	71	70	71	283/ -9	85.00	206,000.00
T7	Gary Woodland	73	69	69	72	283/ -9	85.00	206,000.00
10	Jon Rahm	69	73	70	72	284/ -8	75.00	179,000.00
T11	J.T. Poston	70	71	71	73	285/ -7	67.50	162,500.00
T11	Matthew Wolff	69	72	71	73	285/ -7	67.50	162,500.00
13	Lanto Griffin	71	71	72	72	286/ -6	60.00	147,000.00
T14	Cameron Champ	73	74	69	72	288/ -4	55.00	127,333.34
T14	Kevin Kisner	72	72	68	76	288/ -4	55.00	127,333.33
T14	Matt Kuchar	68	74	71	75	288/ -4	55.00	127,333.33
T17	Sebastián Muñoz	72	75	72	70	289/ -3	50.00	106,000.00
T17	Ryan Palmer	71	72	75	71	289/ -3	50.00	106,000.00
T19	Paul Casey	74	72	69	75	290/ -2	44.00	90,500.00
T19	Corey Connors	73	70	74	73	290/ -2	44.00	90,500.00
T19	Tyler Duncan	69	78	68	75	290/ -2	44.00	90,500.00
T19	Nate Lashley	71	71	71	77	290/ -2	44.00	90,500.00
T23	Adam Long	74	71	75	71	291/ -1	38.00	80,500.00
T23	Graeme McDowell	74	69	76	72	291/ -1	38.00	80,500.00
T25	Max Homa	75	72	71	74	292/ E	34.75	75,000.00
T25	Sung Kang	72	73	73	74	292/ E	34.75	75,000.00
T27	Jim Herman	73	73	69	78	293/ 1	31.75	71,000.00
T27	Chez Reavie	74	71	73	75	293/ 1	31.75	71,000.00
29	Brendon Todd	71	74	74	75	294/ 2	29.50	69,000.00
30	J.B. Holmes	78	71	76	71	296/ 4	28.00	68,000.00
31	Dylan Frittelli	72	77	73	75	297/ 5	26.50	67,000.00
T32	Keith Mitchell	76	72	73	81	302/ 10	24.25	65,500.00
T32	Kevin Na	76	74	77	75	302/ 10	24.25	65,500.00
34	Martin Trainer	74	77	77	82	310/ 18	22.00	64,000.00



# 2021 Tournament Summary

## SENTRY TOURNAMENT OF CHAMPIONS

**Winner:** Harris English

**Location:** Plantation Course at Kapalua | Kapalua, Maui, HI

**Date:** January 7-10, 2021

**FedExCup Points:** 2,989

**Par/Yardage:** 36-37-73 | 7596 yds.

**Purse:** \$6,700,000

Pos	Player	Rnd1	Rnd2	Rnd3	Rnd4	Total	Points	Earnings
1	Harris English	65	67	66	69	267/ -25	500.00	\$1,340,000.00
2	Joaquin Niemann	69	67	67	64	267/ -25	300.00	782,000.00
3	Justin Thomas	65	69	68	66	268/ -24	190.00	490,000.00
4	Ryan Palmer	67	67	64	71	269/ -23	135.00	378,000.00
T5	Sungjae Im	67	68	67	69	271/ -21	105.00	280,500.00
T5	Xander Schauffele	69	66	70	66	271/ -21	105.00	280,500.00
T7	Bryson DeChambeau	69	67	70	66	272/ -20	85.00	199,333.34
T7	Collin Morikawa	69	65	65	73	272/ -20	85.00	199,333.33
T7	Jon Rahm	70	66	69	67	272/ -20	85.00	199,333.33
10	Daniel Berger	69	65	67	72	273/ -19	75.00	172,000.00
T11	Sergio Garcia	67	71	67	69	274/ -18	67.50	155,000.00
T11	Dustin Johnson	71	65	69	69	274/ -18	67.50	155,000.00
T13	Patrick Cantlay	68	68	67	72	275/ -17	56.25	125,250.00
T13	Lanto Griffin	71	68	69	67	275/ -17	56.25	125,250.00
T13	Scottie Scheffler	70	66	70	69	275/ -17	56.25	125,250.00
T13	Brendon Todd	68	67	70	70	275/ -17	56.25	125,250.00
T17	Abraham Ancer	70	71	69	66	276/ -16	48.00	92,000.00
T17	Martin Laird	69	69	68	70	276/ -16	48.00	92,000.00
T17	Sebastián Muñoz	75	66	67	68	276/ -16	48.00	92,000.00
T17	Webb Simpson	70	67	69	70	276/ -16	48.00	92,000.00
T21	Patrick Reed	67	68	72	70	277/ -15	41.00	75,000.00
T21	Adam Scott	68	71	68	70	277/ -15	41.00	75,000.00
T21	Michael Thompson	73	68	67	69	277/ -15	41.00	75,000.00
T24	Billy Horschel	71	66	66	75	278/ -14	34.00	63,200.00
T24	Kevin Kisner	70	71	69	68	278/ -14	34.00	63,200.00
T24	Marc Leishman	69	69	71	69	278/ -14	34.00	63,200.00
T24	Cameron Smith	70	70	66	72	278/ -14	34.00	63,200.00
T24	Richy Werenski	69	69	70	70	278/ -14	34.00	63,200.00
T29	Brian Gay	70	67	71	71	279/ -13	28.75	55,000.00
T29	Nick Taylor	67	71	69	72	279/ -13	28.75	55,000.00
T31	Cameron Champ	71	68	70	72	281/ -11	24.25	49,000.00
T31	Stewart Cink	71	69	67	74	281/ -11	24.25	49,000.00
T31	Tony Finau	74	68	68	71	281/ -11	24.25	49,000.00
T31	Viktor Hovland	69	68	68	76	281/ -11	24.25	49,000.00
T35	Jason Kokrak	71	66	70	76	283/ -9	20.50	43,000.00
T35	Hudson Swafford	73	70	72	68	283/ -9	20.50	43,000.00
37	Carlos Ortiz	69	67	75	74	285/ -7	19.00	41,000.00
T38	Andrew Landry	70	71	76	70	287/ -5	17.00	39,000.00
T38	Kevin Na	71	68	69	79	287/ -5	17.00	39,000.00
T38	Robert Streb	67	72	72	76	287/ -5	17.00	39,000.00
T41	Mackenzie Hughes	73	71	72	72	288/ -4	14.50	36,500.00
T41	Hideki Matsuyama	73	75	72	68	288/ -4	14.50	36,500.00

# 2022 Tournament Summary

## SENTRY TOURNAMENT OF CHAMPIONS

**Winner:** Cameron Smith

**Location:** Plantation Course at Kapalua | Kapalua, Maui, HI

**Date:** January 6-9, 2022

**FedExCup Points:** 2,989

**Par/Yardage:** 36-37--73 | 7596 yds.

**Purse:** \$8,200,000

Pos	Player	Rnd1	Rnd2	Rnd3	Rnd4	Total	Points	Earnings
1	Cameron Smith	65	64	64	65	258/ -34	500.00	1,476,000.00
2	Jon Rahm	66	66	61	66	259/ -33	300.00	810,000.00
3	Matt Jones	70	67	62	61	260/ -32	190.00	515,000.00
4	Patrick Cantlay	66	67	66	67	266/ -26	135.00	400,000.00
T5	Daniel Berger	66	66	66	69	267/ -25	100.00	286,000.00
T5	Collin Morikawa	68	70	67	62	267/ -25	100.00	286,000.00
T5	Justin Thomas	74	67	61	65	267/ -25	100.00	286,000.00
T8	Sungjae Im	67	67	65	69	268/ -24	82.50	217,500.00
T8	Kevin Kisner	69	68	66	65	268/ -24	82.50	217,500.00
T10	Cam Davis	69	68	66	66	269/ -23	72.50	188,000.00
T10	Marc Leishman	69	67	65	68	269/ -23	72.50	188,000.00
12	Xander Schauffele	69	67	68	66	270/ -22	65.00	170,000.00
T13	Hideki Matsuyama	69	65	68	69	271/ -21	58.50	155,000.00
T13	Kevin Na	67	68	68	68	271/ -21	58.50	155,000.00
T15	Talor Gooch	68	70	67	67	272/ -20	52.00	132,500.00
T15	Max Homa	72	67	65	68	272/ -20	52.00	132,500.00
T15	Seamus Power	71	65	69	67	272/ -20	52.00	132,500.00
T15	Patrick Reed	74	64	66	68	272/ -20	52.00	132,500.00
T19	Sam Burns	72	64	68	69	273/ -19	46.00	123,000.00
T19	Tony Finau	70	69	69	65	273/ -19	46.00	123,000.00
T21	Stewart Cink	69	67	67	71	274/ -18	42.00	119,000.00
T21	Jordan Spieth	71	69	68	66	274/ -18	42.00	119,000.00
T23	Billy Horschel	72	67	70	66	275/ -17	38.00	115,500.00
T23	Si Woo Kim	71	65	69	70	275/ -17	38.00	115,500.00
T25	Bryson DeChambeau	69	68	67	72	276/ -16	34.00	113,000.00
T25	Garrick Higgo	68	69	69	70	276/ -16	34.00	113,000.00
T25	Erik van Rooyen	67	70	70	69	276/ -16	34.00	113,000.00
T28	Joel Dahmen	68	69	69	71	277/ -15	30.25	110,500.00
T28	Brooks Koepka	68	68	72	69	277/ -15	30.25	110,500.00
T30	Harris English	73	70	68	67	278/ -14	26.50	108,000.00
T30	Viktor Hovland	69	69	73	67	278/ -14	26.50	108,000.00
T30	Phil Mickelson	71	69	70	68	278/ -14	26.50	108,000.00
T33	Branden Grace	69	69	74	67	279/ -13	22.75	105,500.00
T33	K.H. Lee	72	71	69	67	279/ -13	22.75	105,500.00
T35	Abraham Ancer	72	69	71	70	282/ -10	20.50	103,500.00
T35	Lucas Glover	74	69	70	69	282/ -10	20.50	103,500.00
37	Lucas Herbert	69	73	68	74	284/ -8	19.00	102,000.00
38	Jason Kokrak	72	70	72	71	285/ -7	18.00	101,000.00

# 2023 Tournament Summary

## SENTRY TOURNAMENT OF CHAMPIONS

**Winner:** Jon Rahm

**Location:** Plantation Course at Kapalua | Kapalua, Maui, HI

**Date:** January 5-8, 2023

**FedExCup Points:** 3241

**Par/Yardage:** 36-37--73 7596 yds.

**Purse:** \$15,000,000

Pos	Player	Rnd1	Rnd2	Rnd3	Rnd4	Total	Points	Earnings
1	Jon Rahm	64	71	67	63	265/ -27	550.00	2,700,000.00
2	Collin Morikawa	64	66	65	72	267/ -25	315.00	1,500,000.00
T3	Tom Hoge	66	71	68	64	269/ -23	170.00	840,000.00
T3	Max Homa	70	70	63	66	269/ -23	170.00	840,000.00
T5	Tom Kim	65	69	68	68	270/ -22	110.00	555,000.00
T5	J.J. Spaun	64	68	69	69	270/ -22	110.00	555,000.00
T7	Tony Finau	67	69	69	66	271/ -21	86.25	368,750.00
T7	Matt Fitzpatrick	66	69	66	70	271/ -21	86.25	368,750.00
T7	K.H. Lee	68	69	67	67	271/ -21	86.25	368,750.00
T7	Scottie Scheffler	66	66	69	70	271/ -21	86.25	368,750.00
T11	Luke List	71	65	70	66	272/ -20	71.00	292,500.00
T11	Will Zalatoris	69	69	69	65	272/ -20	71.00	292,500.00
T13	Sungjae Im	66	72	65	70	273/ -19	62.00	265,000.00
T13	Jordan Spieth	67	66	71	69	273/ -19	62.00	265,000.00
T13	Cameron Young	70	70	69	64	273/ -19	62.00	265,000.00
T16	Patrick Cantlay	70	70	66	68	274/ -18	56.00	241,000.00
T16	Brian Harman	68	69	67	70	274/ -18	56.00	241,000.00
T18	Corey Connors	68	68	72	67	275/ -17	52.00	229,000.00
T18	Viktor Hovland	67	72	70	66	275/ -17	52.00	229,000.00
T18	Aaron Wise	66	70	70	69	275/ -17	52.00	229,000.00
T21	Mackenzie Hughes	66	74	71	65	276/ -16	45.33	220,000.00
T21	Hideki Matsuyama	67	70	67	72	276/ -16	45.33	220,000.00
T21	J.T. Poston	68	69	68	71	276/ -16	45.33	220,000.00
T21	Sepp Straka	71	70	68	67	276/ -16	45.33	220,000.00
T25	Seamus Power	68	69	70	70	277/ -15	38.53	213,333.34
T25	Scott Stallings	67	72	68	70	277/ -15	38.53	213,333.33
T25	Justin Thomas	70	70	67	70	277/ -15	38.53	213,333.33
28	Trey Mullinax	69	70	70	69	278/ -14	35.13	211,000.00
29	Adam Scott	70	68	72	69	279/ -13	33.43	210,000.00
T30	Russell Henley	69	70	71	70	280/ -12	30.88	208,500.00
T30	Billy Horschel	76	71	64	69	280/ -12	30.88	208,500.00
32	Sam Burns	70	75	67	69	281/ -11	28.33	207,000.00
33	Sahith Theegala	67	71	72	72	282/ -10	26.63	206,000.00
34	Keegan Bradley	70	70	73	70	283/ -9	24.93	205,000.00
T35	Ryan Brehm	68	71	68	78	285/ -7	23.23	203,500.00
T35	Chez Reavie	71	73	73	68	285/ -7	23.23	203,500.00
37	Adam Svensson	71	70	78	68	287/ -5	21.53	202,000.00
38	Chad Ramey	71	76	72	71	290/ -2	20.40	201,000.00
W/D	Xander Schauffele	70				70/ -3	-	

# 2024 Tournament Summary

## THE SENTRY

**Winner:** Chris Kirk

**Location:** Plantation Course at Kapalua | Kapalua, Maui, HI

**Date:** January 4-7, 2024

**FedExCup Points:** 5,924

**Par/Yardage:** 36-37--73 | 7596 yds.

**Purse:** \$20,000,000

Pos	Player	R1	R2	R3	R4	Total	Points	Earnings	Pos	Player	R1	R2	R3	R4	Total	Points	Earnings
1	Chris Kirk	67	65	66	65	263/ -29	700.00	3,600,000.00	T29	Kurt Kitayama	72	64	71	66	273/ -19	47.50	140,500.00
2	Sahith Theegala	64	69	68	63	264/ -28	400.00	2,160,000.00	T29	Adam Schenk	69	65	70	69	273/ -19	47.50	140,500.00
3	Jordan Spieth	66	67	67	65	265/ -27	350.00	1,360,000.00	T33	Sam Burns	69	68	68	69	274/ -18	27.40	113,000.00
4	Byeong Hun An	68	64	68	66	266/ -26	325.00	975,000.00	T33	Corey Connors	69	70	68	67	274/ -18	27.40	113,000.00
T5	Brian Harman	67	66	70	64	267/ -25	250.00	690,500.00	T33	Adam Svensson	70	68	68	68	274/ -18	27.40	113,000.00
T5	Sungjae Im	65	66	73	63	267/ -25	250.00	690,500.00	T33	Brendon Todd	67	64	73	70	274/ -18	27.40	113,000.00
T5	Collin Morikawa	65	67	70	65	267/ -25	250.00	690,500.00	T33	Cameron Young	68	67	74	65	274/ -18	27.40	113,000.00
T5	J.T. Poston	68	68	66	65	267/ -25	250.00	690,500.00	T38	Tony Finau	69	66	71	69	275/ -17	21.50	96,000.00
T5	Scottie Scheffler	66	64	71	66	267/ -25	250.00	690,500.00	T38	Tom Hoge	67	69	71	68	275/ -17	21.50	96,000.00
T10	Jason Day	65	69	67	67	268/ -24	170.00	530,000.00	T40	Andrew Putnam	74	71	67	64	276/ -16	19.50	86,000.00
T10	Xander Schauffele	66	69	65	68	268/ -24	170.00	530,000.00	T40	Justin Rose	71	69	75	61	276/ -16	19.50	86,000.00
T12	Patrick Cantlay	66	68	68	67	269/ -23	150.00	450,000.00	T40	Matt Wallace	68	70	69	69	276/ -16	19.50	86,000.00
T12	Sepp Straka	67	66	70	66	269/ -23	150.00	450,000.00	T43	Emiliano Grillo	66	68	72	71	277/ -15	17.62	76,000.00
T14	Akshay Bhatia	69	64	66	71	270/ -22	113.12	320,250.00	T43	Denny McCarthy	70	69	71	67	277/ -15	17.62	76,000.00
T14	Eric Cole	70	66	69	65	270/ -22	113.12	320,250.00	T45	Keegan Bradley	69	70	72	67	278/ -14	16.12	68,000.00
T14	Harris English	71	66	64	69	270/ -22	113.12	320,250.00	T45	Tom Kim	68	70	74	66	278/ -14	16.12	68,000.00
T14	Matt Fitzpatrick	69	64	69	68	270/ -22	113.12	320,250.00	T47	Ludvig Åberg	69	70	77	63	279/ -13	14.25	62,000.00
T14	Adam Hadwin	70	66	70	64	270/ -22	113.12	320,250.00	T47	Tommy Fleetwood	70	70	69	70	279/ -13	14.25	62,000.00
T14	Tyrrell Hatton	69	62	72	67	270/ -22	113.12	320,250.00	T47	Nick Hardy	71	67	75	66	279/ -13	14.25	62,000.00
T14	Max Homa	67	69	68	66	270/ -22	113.12	320,250.00	T50	Seamus Power	71	71	71	67	280/ -12	12.75	57,500.00
T14	Patrick Rodgers	69	65	70	66	270/ -22	113.12	320,250.00	T50	Camilo Villegas	65	71	74	70	280/ -12	12.75	57,500.00
T22	Viktor Hovland	65	67	72	67	271/ -21	85.00	220,000.00	T52	Cam Davis	75	68	73	65	281/ -11	11.25	54,500.00
T22	Luke List	67	70	68	66	271/ -21	85.00	220,000.00	T52	Russell Henley	69	72	72	68	281/ -11	11.25	54,500.00
T22	Erik van Rooyen	72	65	69	65	271/ -21	85.00	220,000.00	T52	Davis Riley	70	71	76	64	281/ -11	11.25	54,500.00
T25	Nico Echavarria	70	67	68	67	272/ -20	67.50	170,750.00	T52	Nick Taylor	69	69	73	70	281/ -11	11.25	54,500.00
T25	Mackenzie Hughes	68	70	70	64	272/ -20	67.50	170,750.00	56	Rickie Fowler	70	67	75	70	282/ -10	10.00	52,000.00
T25	Si Woo Kim	70	66	70	66	272/ -20	67.50	170,750.00	57	Lee Hodges	72	65	77	69	283/ -9	9.50	51,000.00
T25	Taylor Moore	71	65	70	66	272/ -20	67.50	170,750.00	58	Hideki Matsuyama	71	68	76	69	284/ -8	9.00	50,500.00
T29	Wyndham Clark	71	68	71	63	273/ -19	47.50	140,500.00	59	Vincent Norrman	73	70	74	69	286/ -6	8.50	50,000.00
T29	Lucas Glover	72	66	68	67	273/ -19	47.50	140,500.00									

# Tournament Records

The iconic par-5 18th hole  
at The Plantation Course  
at Kapalua.





# All-Time Records

## SCORING RECORDS (Since 1983)

### Low 9-hole score:

- 29 (8-under), **Jon Rahm**, back nine, third round, The Plantation Course at Kapalua, 2022
- 29 (8-under), **Matt Jones**, back nine, third round, The Plantation Course at Kapalua, 2022
- 29 (8-under), **Kevin Na**, back nine, second round, The Plantation Course at Kapalua, 2012
- 29 (8-under), **Vijay Singh**, back nine, second round, The Plantation Course at Kapalua, 2004
- 29 (7-under), **Mike Weir**, front nine, first round, The Plantation Course at Kapalua, 2002

### Low 18-hole score:

- 61 (12-under): **Justin Rose**, final round, The Plantation Course at Kapalua, 2024
- 61 (12-under): **Matt Jones**, final round, The Plantation Course at Kapalua, 2022
- 61 (12-under): **Jon Rahm**, third round, The Plantation Course at Kapalua, 2022
- 61 (12-under): **Justin Thomas**, third round, The Plantation Course at Kapalua, 2022
- 62 (11-under): **Tyrrell Hatton**, second round, The Plantation Course at Kapalua, 2024
- 62 (11-under): **Xander Schauffele**, final round, The Plantation Course at Kapalua, 2019
- 62 (11-under): **Jason Day**, final round, The Plantation Course at Kapalua, 2015
- 62 (11-under): **Chris Kirk**, final round, The Plantation Course at Kapalua, 2015
- 62 (11-under): **Graeme McDowell**, final round, The Plantation Course at Kapalua, 2011
- 62 (11-under): **K.J. Choi**, third round, The Plantation Course at Kapalua, 2003

### Low first round:

- 63 (10-under): **Mike Weir**, The Plantation Course at Kapalua, 2002

### Low second round:

- 62 (11-under): **Tyrrell Hatton**, The Plantation Course at Kapalua, 2024
- 63 (10-under): **Steve Stricker**, The Plantation Course at Kapalua, 2012
- 63 (10-under): **Robert Garrigus**, The Plantation Course at Kapalua, 2011
- 63 (10-under): **Mike Weir**, The Plantation Course at Kapalua, 2005
- 63 (10-under): **David Duval**, The Plantation Course at Kapalua, 1999

### Low third round:

- 61 (12-under): **Jon Rahm**, The Plantation Course at Kapalua, 2022
- 61 (12-under): **Justin Thomas**, The Plantation Course at Kapalua, 2022

### Low final round:

- 61 (12-under): **Justin Rose**, The Plantation Course at Kapalua, 2024
- 61 (12-under): **Matt Jones**, The Plantation Course at Kapalua, 2022

### Low first 36 holes:

- 129 (65-64): **Cameron Smith**, The Plantation Course at Kapalua, 2022
- 129 (64-65): **Ernie Els**, The Plantation Course at Kapalua, 2003

### Low middle 36 holes:

- 127 (66-61): **Jon Rahm**, The Plantation Course at Kapalua, 2022
- 128 (67-61): **Justin Thomas**, The Plantation Course at Kapalua, 2022
- 128 (64-64): **Cameron Smith**, The Plantation Course at Kapalua, 2022

### Low final 36 holes:

- 123 (62-61): **Matt Jones**, The Plantation Course at Kapalua, 2022

### Low first 54 holes:

- 193 (65-64-64): **Cameron Smith**, The Plantation Course at Kapalua, 2022
- 193 (66-66-61): **Jon Rahm**, The Plantation Course at Kapalua, 2022
- 194 (64-65-65): **Ernie Els**, The Plantation Course at Kapalua, 2003

### Low final 54 holes:

- 190 (67-62-61): **Matt Jones**, The Plantation Course at Kapalua, 2022

### Low 72-hole score:

- 258 (65-64-64-65): **Cameron Smith**, The Plantation Course at Kapalua, 2022

### Highest winning score:

- 284 (8-under): **Stuart Appleby**, The Plantation Course at Kapalua, 2006

### Largest 18-hole lead:

- 4 strokes (64), **Tom Kite**, La Costa CC, 1985
- 3 strokes (63), **Mike Weir**, The Plantation Course at Kapalua, 2002

### Largest 36-hole lead:

- 5 strokes (131), **Steve Stricker**, The Plantation Course at Kapalua, 2012
- 5 strokes (130), **David Duval**, The Plantation Course at Kapalua, 1999
- 5 strokes (132), **Jack Nicklaus**, Desert Inn CC, 1963

### Largest 54-hole lead:

- 10 strokes (208), **Gene Littler**, Desert Inn CC, 1955
- 6 strokes (200), **Geoff Ogilvy**, The Plantation Course at Kapalua, 2009
- 6 strokes (195), **Collin Morikawa**, The Plantation Course at Kapalua, 2023



# All-Time Records

## Largest winning margin:

13 strokes (8-under): **Gene Littler**, Desert Inn CC, 1955  
9 strokes (26-under): **David Duval**, The Plantation Course at Kapalua, 1999

## Largest come-from-behind win:

7 strokes, **Jon Rahm**, The Plantation Course at Kapalua, 2023  
7 strokes, **Gary Player**, La Costa CC, 1978

## Lowest start by winner:

64 (9-under): **Jon Rahm**, The Plantation Course at Kapalua, 2023  
64 (9-under): **Ernie Els**, The Plantation Course at Kapalua, 2003  
64 (8-under): **Tom Kite**, La Costa CC, 1985  
64 (8-under): **Jack Nicklaus**, Desert Inn CC, 1963

## Highest start by winner:

75 (3-over): **Johnny Miller**, La Costa CC, 1974  
74 (1-over): **Stuart Appleby**, The Plantation Course at Kapalua, 2005

## Lowest finish by winner:

62 (11-under): **Xander Schauffele**, The Plantation Course at Kapalua, 2019

## Highest finish by a winner:

77 (5-over): **Mike Souchak**, Desert Inn CC, 1959  
72 (even): **Lanny Wadkins**, La Costa CC, 1983  
72 (even): **Steve Elkington**, La Costa CC, 1992  
71 (2-under): **Stuart Appleby**, The Plantation Course at Kapalua, 2004 & 2006

## Holes-in-one:

**Patton Kizzire**, first round, No. 8, The Plantation Course at Kapalua, 2019  
**Lucas Glover**, third round, No. 8, The Plantation Course at Kapalua, 2006  
**Jodie Mudd**, third round, No. 7, La Costa CC, 1991  
**Bob Tway**, second round, No. 11, La Costa CC, 1990

## Youngest winner:

**Tiger Woods**, La Costa CC, 1997 (21 years, 0 months, 13 days)

## Oldest winner:

**Steve Stricker**, The Plantation Course at Kapalua, 2012 (44 years, 10 months, 17 days)

## Most wins (since 1983):

3, **Stuart Appleby**  
2, **Geoff Ogilvy**  
2, **Phil Mickelson**  
2, **Steve Elkington**  
2, **Tiger Woods**  
2, **Tom Kite**  
2, **Dustin Johnson**  
2, **Justin Thomas**

## Playoffs:

2021, **Harris English** def. **Joaquin Niemann**, birdie on the first playoff hole, The Plantation Course at Kapalua  
2020, **Justin Thomas** def. **Patrick Reed** and **Xander Schauffele**, birdie on third playoff hole, The Plantation Course at Kapalua  
2015, **Patrick Reed** def. **Jimmy Walker**, birdie on first playoff hole, The Plantation Course at Kapalua  
2011, **Jonathan Byrd** def. **Robert Garrigus**, par on the second playoff hole, The Plantation Course at Kapalua  
2008, **Daniel Chopra** def. **Steve Stricker**, birdie on fourth playoff hole, The Plantation Course at Kapalua  
2006, **Stuart Appleby** def. **Vijay Singh**, birdie on first playoff hole, The Plantation Course at Kapalua  
2002, **Sergio Garcia** def. **David Toms**, birdie on the first playoff hole, The Plantation Course at Kapalua  
2000, **Tiger Woods** def. **Ernie Els**, 40-foot birdie putt on the second playoff hole, The Plantation Course at Kapalua  
1997, **Tiger Woods** def. **Tom Lehman**, birdie on first playoff hole, La Costa CC  
1995, **Steve Elkington** def. **Bruce Lietzke**, birdie on second playoff hole, La Costa CC  
1994, **Phil Mickelson** def. **Fred Couples**, par on second playoff hole, La Costa CC  
1992, **Steve Elkington** def. **Brad Faxon**, birdie on first playoff hole, La Costa CC  
1977, **Jack Nicklaus** def. **Bruce Lietzke**, birdie on third playoff hole, La Costa CC  
1975, **Al Geiberger** def. **Gary Player**, birdie on first playoff hole, La Costa CC  
1972, **Bobby Mitchell** def. **Jack Nicklaus**, birdie on first playoff hole, La Costa CC  
1966, **Arnold Palmer** def. **Gay Brewer**, in an 18-hole playoff hole, Desert Inn CC

# All-Time Records

## Wire-to-wire winners (no ties):

2013, **Dustin Johnson**, The Plantation Course at Kapalua (54-hole event)  
2009, **Geoff Ogilvy**, The Plantation Course at Kapalua  
1988, **Steve Pate**, La Costa CC (54-hole event)  
1985, **Tom Kite**, La Costa CC  
1980, **Tom Watson**, La Costa CC  
1979, **Tom Watson**, La Costa CC  
1967, **Frank Beard**, Stardust CC  
1965, **Arnold Palmer**, Desert Inn CC  
1963, **Jack Nicklaus**, Desert Inn CC  
1959, **Mike Souchak**, Desert Inn CC  
1956, **Gene Littler**, Desert Inn CC

## 18-hole leaders/co-leaders who have gone on to win: 14/41 (since 1983)

**Tom Kite**, 1985  
**Calvin Peete**, 1986  
**Mac O'Grady**, 1987  
**Steve Pate**, 1988  
**Paul Azinger**, 1990  
**Ernie Els**, 2003  
**Stuart Appleby**, 2004  
**Vijay Singh**, 2007  
**Geoff Ogilvy**, 2009  
**Jonathan Byrd**, 2011  
**Dustin Johnson**, 2013 (54-hole event)  
**Harris English**, 2021  
**Cameron Smith**, 2022  
**Jon Rahm**, 2023

## 36-hole leaders/co-leaders who have gone on to win: 21/41 (since 1983)

**Lanny Wadkins**, 1983  
**Tom Kite**, 1985  
**Calvin Peete**, 1986  
**Steve Pate**, 1988  
**Steve Jones**, 1989  
**Davis Love III**, 1993  
**Phil Mickelson**, 1994  
**Phil Mickelson**, 1998  
**David Duval**, 1999  
**Tiger Woods**, 2000  
**Ernie Els**, 2003  
**Stuart Appleby**, 2006  
**Vijay Singh**, 2007  
**Geoff Ogilvy**, 2009  
**Steve Stricker**, 2012  
**Dustin Johnson**, 2013 (54-hole event)  
**Zach Johnson**, 2014  
**Jordan Spieth**, 2016  
**Justin Thomas**, 2017  
**Harris English**, 2021  
**Cameron Smith**, 2022

## 54-hole leaders/co-leaders who have gone on to win: 29/41 (since 1983)

**Lanny Wadkins**, 1983  
**Tom Watson**, 1984  
**Tom Kite**, 1985  
**Calvin Peete**, 1986  
**Mac O'Grady**, 1987  
**Steve Jones**, 1989  
**Paul Azinger**, 1990  
**Tom Kite**, 1991  
**Steve Elkington**, 1992  
**Davis Love III**, 1993  
**Phil Mickelson**, 1994  
**Mark O'Meara**, 1996  
**Tiger Woods**, 1997  
**Phil Mickelson**, 1998  
**David Duval**, 1999  
**Tiger Woods**, 2000  
**Ernie Els**, 2003  
**Stuart Appleby**, 2004  
**Stuart Appleby**, 2006  
**Vijay Singh**, 2007  
**Geoff Ogilvy**, 2009  
**Jonathan Byrd**, 2011  
**Steve Stricker**, 2012  
**Dustin Johnson**, 2013 (54-hole event)  
**Justin Thomas**, 2017  
**Dustin Johnson**, 2018  
**Harris English**, 2021  
**Cameron Smith**, 2022  
**Chris Kirk**, 2024

## Most Top-10 Finishes

Jim Furyk	9	1997 (T8), 1999 (9), 2000 (T4), 2001 (1), 2002 (4), 2003 (T6), 2006 (3), 2008 (T5), 2011 (T9)
Tom Kite	9	1979 (7), 1981 (T6), 1982 (T6), 1984 (T6), 1985 (1), 1986 (10), 1991 (1), 1993 (2), 1994 (3)
Davis Love III	9	1992 (T7), 1993 (1), 1994 (T4), 1996 (6), 1997 (T6), 1999 (8), 2004 (T9), 2007 (T4), 2009 (T2)
Mark O'Meara	9	1985 (T4), 1986 (2), 1990 (3), 1991 (T9), 1992 (9), 1993 (T3), 1996 (1), 1998 (T2), 1999 (T2)
Vijay Singh	8	1999 (4), 2000 (T8), 2001 (T3), 2003 (T4), 2004 (2), 2005 (T5), 2006 (2), 2007 (1)
Tiger Woods	8	1997 (1), 1998 (T2), 1999 (T5), 2000 (1), 2001 (T8), 2002 (T10), 2004 (T4), 2005 (T3)
Dustin Johnson	8	2011 (T9), 2013 (1), 2014 (T6), 2016 (T10), 2017 (T6), 2018 (1), 2019 (T4) 2020 (T7)
Fred Couples	7	1991 (T3), 1992 (T3), 1993 (T10), 1994 (2), 1995 (T5), 1997 (T4), 1999 (10)
Raymond Floyd	7	1976 (8), 1978 (T7), 1980 (T6), 1981 (2), 1983 (2), 1985 (T7), 1987 (7)
Lanny Wadkins	7	1973 (T5), 1982 (1), 1983 (1), 1984 (T6), 1985 (T7), 1989 (T6), 1991 (2)
Mark Calcavecchia	6	1987 (T3), 1990 (T7), 1993 (T10), 1998 (T6), 2002 (T5), 2008 (T10)
Ben Crenshaw	6	1976 (5), 1979 (T8), 1987 (T5), 1989 (T10), 1991 (T9), 1995 (T5)
Ernie Els	6	1998 (T10), 2000 (2), 2001 (T3), 2003 (1), 2005 (T3), 2009 (T6)
Jon Rahm	6	2018 (2), 2019 (T8), 2020 (10), 2021 (T7), 2022 (2), 2023 (1)
Justin Leonard	5	1999 (T5), 2001 (T8), 2006 (8), 2008 (T8), 2009 (T5)
Collin Morikawa	5	2020 (T7), 2021 (T7), 2022 (T5), 2023 (2), 2024 (T5)
Larry Nelson	5	1979 (T5), 1981 (5), 1984 (T9), 1985 (6), 1988 (2)
Greg Norman	5	1987 (T3), 1989 (4), 1990 (T5), 1991 (T6), 1994 (10)
Craig Stadler	5	1980 (T6), 1982 (T2), 1983 (9), 1985 (T7), 1995 (4)
Steve Stricker	5	2008 (2), 2010 (T10), 2011 (T4), 2012 (1), 2013 (2)
Justin Thomas	5	2017 (1), 2019 (3), 2020 (1), 2021 (3), 2022 (T5)
Paul Azinger	4	1988 (T7), 1990 (1), 1992 (6), 1993 (T3)
Jason Day	4	2011 (T9), 2015 (T3), 2016 (T10), 2024 (T10)
David Duval	4	1998 (T6), 1999 (1), 2000 (3), 2001 (7)
Brad Faxon	4	1992 (2), 1993 (T5), 2000 (T8), 2002 (9)
Rickie Fowler	4	2013 (T6), 2016 (5), 2018 (T4), 2020 (T5)
Matt Kuchar	4	2010 (3), 2011 (T6), 2013 (T9), 2014 (T6)
Wayne Levi	4	1982 (T6), 1983 (8), 1984 (T9), 1991 (T3)
Patrick Reed	4	2015 (1), 2016 (2), 2017 (T6), 2020 (T2)
Xander Schauffele	4	2019 (1), 2020 (T2), 2021 (T5), 2024 (T10)
Adam Scott	4	2004 (7), 2005 (T5), 2007 (2), 2014 (T6)
Jordan Spieth	4	2014 (2), 2016 (1), 2017 (T3), 2024 (3)
Hal Sutton	4	1983 (4), 1984 (5), 1986 (T7), 1987 (T5)
David Toms	4	2001 (T8), 2002 (2), 2005 (T8), 2007 (T8)
Stuart Appleby	3	2004 (1), 2005 (1), 2006 (1)
Jonathan Byrd	3	2003 (T6), 2011 (1), 2012 (T3)
K.J. Choi	3	2003 (T2), 2007 (T8), 2012 (T5)
Stewart Cink	3	1998 (T6), 2005 (T5), 2010 (9)
John Cook	3	1993 (T5), 1997 (T8), 1998 (T4)
Sergio Garcia	3	2002 (1), 2005 (T10), 2006 (7)
Retief Goosen	3	2003 (T4), 2004 (T4), 2010 (T6)
Jay Haas	3	1983 (3), 1989 (T2), 1994 (T4)
Sungjae Im	3	2021 (T5), 2022 (T8), 2024 (T5)
Scott Hoch	3	1990 (T5), 1996 (T2), 2004 (8)
John Huston	3	1993 (9), 1995 (T9), 2001 (5)

## Most Top-10 Finishes

Zach Johnson	3	2009 (T6), 2014 (1), 2015 (7)
Marc Leishman	3	2018 (T7), 2019 (T4), 2022 (T10)
Hideki Matsuyama	3	2015 (T3), 2017 (2), 2018 (T4)
Mark McCumber	3	1985 (2), 1988 (T7), 1990 (T10)
Rocco Mediate	3	1992 (T3), 2001 (6), 2003 (T2)
Ryan Moore	3	2010 (T6), 2014 (10), 2017 (T3)
Calvin Peete	3	1983 (T10), 1984 (T6), 1986 (1)
Pat Perez	3	2010 (T10), 2017 (T3), 2018 (T4)
Kenny Perry	3	2002 (3), 2009 (T6), 2010 (T6)
Rory Sabbatini	3	2001 (2), 2010 (2), 2012 (T9)
Webb Simpson	3	2012 (T3), 2014 (T3), 2019 (T8)
Brandt Snedeker	3	2008 (T10), 2013 (3), 2016 (T3)
Bob Tway	3	1990 (T10), 1991 (T6), 1996 (4)
Jimmy Walker	3	2015 (2), 2016 (T10), 2017 (T9)
Bubba Watson	3	2013 (T4), 2015 (10), 2016 (T10)

## Top-50 Career Money Winners


Name	Events	Earnings	Name	Events	Earnings	Name	Events	Earnings
1 Jon Rahm	6	4,814,333.33	18 Jonathan Byrd	5	1,859,000.00	35 Gary Woodland	4	1,165,000.00
2 Justin Thomas	8	4,179,416.66	19 Tiger Woods	8	1,811,500.00	36 Daniel Chopra	2	1,159,500.00
3 Jordan Spieth	7	4,133,000.00	20 Hideki Matsuyama	7	1,802,666.66	37 David Toms	8	1,149,475.00
4 Chris Kirk	5	4,070,250.00	21 Patrick Cantlay	6	1,712,250.00	38 Martin Laird	4	1,129,000.00
5 Dustin Johnson	11	4,047,583.34	22 Adam Scott	8	1,653,750.01	39 K.J. Choi	6	1,126,500.00
6 Stuart Appleby	8	3,525,155.00	23 Cameron Smith	3	1,638,533.33	40 Justin Leonard	10	1,124,022.50
7 Vijay Singh	13	3,437,808.33	24 Davis Love III	14	1,512,900.00	41 Rickie Fowler	5	1,119,500.00
8 Patrick Reed	8	3,055,750.00	25 Brian Harman	4	1,482,833.34	42 J.T. Poston	3	1,073,000.00
9 Xander Schauffele	7	2,993,250.00	26 Rory Sabbatini	6	1,473,000.00	43 Joaquin Niemann	2	1,067,000.00
10 Steve Stricker	7	2,938,816.00	27 Jason Day	6	1,466,666.67	44 Jimmy Walker	4	1,064,666.66
11 Collin Morikawa	5	2,881,833.33	28 Sungjae Im	4	1,453,500.00	45 Byeong Hun An	1	975,000.00
12 Geoff Ogilvy	5	2,502,333.33	29 Matt Kuchar	8	1,372,499.99	46 Tom Hoge	2	936,000.00
13 Sahith Theegala	2	2,366,000.00	30 Max Homa	4	1,367,750.00	47 David Duval	5	930,462.50
14 Ernie Els	9	2,294,247.50	31 Brandt Snedeker	6	1,327,500.00	48 Kenny Perry	8	910,125.00
15 Jim Furyk	12	2,257,800.00	32 Sergio Garcia	5	1,276,750.00	49 Retief Goosen	5	900,833.33
16 Zach Johnson	9	2,003,183.34	33 Webb Simpson	5	1,189,000.00	50 Bubba Watson	7	900,500.00
17 Harris English	4	1,923,250.00	34 Scottie Scheffler	3	1,184,500.00			

## Top-50 Career Stroke Averages

Name	Average	Rounds	Name	Average	Rounds	Name	Average	Rounds
1 Matt Jones	67.25	8	T18 Joaquin Niemann	68.63	8	35 Dustin Johnson	69.14	43
2 Sungjae Im	67.44	16	T18 Brian Harman	68.63	16	T36 David Duval	69.20	20
3 Matt Fitzpatrick	67.63	8	20 Patrick Cantlay	68.67	24	T36 Ernie Els	69.20	35
4 Scottie Scheffler	67.75	12	21 Jonathan Byrd	68.70	20	T38 Pat Perez	69.25	12
5 Collin Morikawa	67.80	20	T22 Cam Davis	68.75	8	T38 Chris Kirk	69.25	20
6 Luke List	67.88	8	T22 K.H. Lee	68.75	8	40 Patrick Reed	69.28	32
T7 Tom Hoge	68.00	8	24 Justin Thomas	68.84	32	41 Retief Goosen	69.30	20
T7 Jordan Spieth	68.00	28	25 Daniel Berger	68.88	16	42 Mark O'Meara	69.31	39
T9 Sepp Straka	68.13	8	26 Tony Finau	68.90	20	43 Hideki Matsuyama	69.36	28
T9 Jon Rahm	68.13	24	27 Max Homa	68.94	16	44 Webb Simpson	69.37	19
11 Sahith Theegala	68.25	8	28 Jason Day	68.96	24	45 Justin Rose	69.38	8
12 Cameron Smith	68.33	12	29 Tiger Woods	68.97	31	46 Jimmy Walker	69.44	16
T13 Cameron Young	68.38	8	T30 Sam Burns	69.00	12	47 Steve Stricker	69.46	26
T13 Erik van Rooyen	68.38	8	T30 J.T. Poston	69.00	12	T48 Jonathan Kaye	69.50	8
15 Harris English	68.44	16	T32 Martin Laird	69.06	16	T48 Anthony Kim	69.50	8
16 Tom Kim	68.50	8	T32 Viktor Hovland	69.06	16	50 Stewart Cink	69.61	28
17 Xander Schauffele	68.56	25	34 Seamus Power	69.08	12			

Minimum of eight rounds

## Individual Player Records



Sahith Theegala finished runner-up at The Sentry in 2024.



# Individual Player Records

## Aaron, Tommy (74.13)

Year	1st	2nd	3rd	4th	Total	Finish	Money
1971	76	72	73	73	294	13	3,400.00
1973	75	73	76	75	299	T27	2,343.00
<b>TOTAL</b>							<b>\$5,743.00</b>

## Åberg, Ludvig (69.75)

Year	1st	2nd	3rd	4th	Total	Finish	Money
2024	69	70	77	63	279	T47	62,000.00
<b>TOTAL</b>							<b>\$62,000.00</b>

## Adams, Sam (74.75)

Year	1st	2nd	3rd	4th	Total	Finish	Money
1974	77	72	73	77	299	24	3,200.00
<b>TOTAL</b>							<b>\$3,200.00</b>

## Allem, Fulton (72.38)

Year	1st	2nd	3rd	4th	Total	Finish	Money
1992	73	76	73	71	293	T23	12,875.00
1994	71	76	72	67	286	16	23,000.00
<b>TOTAL</b>							<b>\$35,875.00</b>

## Allenby, Robert (72.50)

Year	1st	2nd	3rd	4th	Total	Finish	Money
2001	72	74	73	71	290	T28	49,500.00
2002	74	72	71	73	290	T22	64,000.00
<b>TOTAL</b>							<b>\$113,500.00</b>

## Allin, Bud (73.65)

Year	1st	2nd	3rd	4th	Total	Finish	Money
1971	75	73	78	79	305	T29	2,112.50
1973	76	74	70	80	300	T29	2,094.50
1974	66	69	75	71	281	T2	19,500.00
1975	73	69	70	72	284	T5	7,792.50
1977	76	76	75	76	303	32	2,250.00
<b>TOTAL</b>							<b>\$33,749.50</b>

## Ames, Stephen (70.44)

Year	1st	2nd	3rd	4th	Total	Finish	Money
2005	73	72	67	71	283	T19	83,000.00
2007	69	74	74	70	287	T11	145,000.00
2008	72	67	70	66	275	3	410,000.00
2010	71	69	71	71	282	20	85,000.00
<b>TOTAL</b>							<b>\$723,000.00</b>

## An, Byeong Hun (66.50)

Year	1st	2nd	3rd	4th	Total	Finish	Money
2024	68	64	68	66	266	4	975,000.00
<b>TOTAL</b>							<b>\$975,000.00</b>

## Ancer, Abraham (69.75)

Year	1st	2nd	3rd	4th	Total	Finish	Money
2021	70	71	69	66	276	T17	92,000.00
2022	72	69	71	70	282	T35	103,500.00
<b>TOTAL</b>							<b>\$195,500.00</b>

## Andrade, Billy (70.25)

Year	1st	2nd	3rd	4th	Total	Finish	Money
1992	71	68	70	71	280	T3	41,600.00
1999	67	70	74	71	282	11	69,550.00
2001	69	70	69	73	281	T12	78,000.00
<b>TOTAL</b>							<b>\$189,150.00</b>

## Aoki, Isao (71.00)

Year	1st	2nd	3rd	4th	Total	Finish	Money
1983	73	69	72	70	284	T5	18,333.34
<b>TOTAL</b>							<b>\$18,333.34</b>

## Appleby, Stuart (71.03)

Year	1st	2nd	3rd	4th	Total	Finish	Money
1998	77	72	73	72	294	30	24,905.00
1999	70	71	72	73	286	T16	55,250.00
2000	73	76	70	72	291	15	68,000.00
2004	66	67	66	71	270	1	1,060,000.00
2005	74	64	66	67	271	1	1,060,000.00
2006	71	72	70	71	284	1	1,080,000.00
2007	73	72	72	71	288	T13	120,000.00
2011	69	75	73	72	289	30	57,000.00
<b>TOTAL</b>							<b>\$3,525,155.00</b>

## Archer, George (72.72)

Year	1st	2nd	3rd	4th	Total	Finish	Money
1965	72	73	74	76	295	T16	1,375.00
1967	68	74	72	68	282	3	8,000.00
1968	71	69	71	71	282	6	7,250.00
1969	71	71	74	75	291	6	7,000.00
1971	77	74	72	76	299	T22	2,320.00
1972	77	72	76	74	299	T22	2,900.00
1977	71	74	70	72	287	T10	5,929.67
1985	75	72	71	74	292	T21	5,700.00
<b>TOTAL</b>							<b>\$40,474.67</b>

## Armour, Ryan (71.25)

Year	1st	2nd	3rd	4th	Total	Finish	Money
2018	71	73	70	71	285	20	89,000.00
<b>TOTAL</b>							<b>\$89,000.00</b>

## Armour III, Tommy (71.00)

Year	1st	2nd	3rd	4th	Total	Finish	Money
1991	72	71	72	66	281	T6	26,800.00
2004	73	71	73	70	287	T15	89,166.67
<b>TOTAL</b>							<b>\$115,966.67</b>

## Atwal, Arjun (69.75)

Year	1st	2nd	3rd	4th	Total	Finish	Money
2011	72	69	68	70	279	T12	132,000.00
<b>TOTAL</b>							<b>\$132,000.00</b>

## Austin, Woody (71.06)

Year	1st	2nd	3rd	4th	Total	Finish	Money
1996	71	73	75	72	291	26	15,500.00
2005	69	72	68	70	279	12	130,000.00
2008	73	74	69	70	286	T18	86,000.00
2014	72	70	68	71	281	T13	130,000.00
<b>TOTAL</b>							<b>\$361,500.00</b>

## Axley, Eric (74.00)

Year	1st	2nd	3rd	4th	Total	Finish	Money
2007	78	75	74	69	296	26	59,000.00
<b>TOTAL</b>							<b>\$59,000.00</b>

## Azinger, Paul (70.41)

Year	1st	2nd	3rd	4th	Total	Finish	Money
1988	68	73	69	69	210	T7	15,062.50
1989	75	79	73	69	296	T29	10,000.00
1990	66	68	69	69	272	1	135,000.00
1991	74	72	69	68	283	T13	18,000.00
1992	67	76	69	70	282	6	28,800.00
1993	65	69	70	71	275	T3	46,400.00
2001	70	70	68	75	283	T17	66,000.00
<b>TOTAL</b>							<b>\$319,262.50</b>

## Baddeley, Aaron (71.88)

Year	1st	2nd	3rd	4th	Total	Finish	Money
2007	77	72	78	70	297	27	57,000.00
2008	70	71	73	67	281	T12	130,000.00
2012	75	68	74	69	286	21	80,000.00
2017	70	73	74	69	286	T25	70,000.00
<b>TOTAL</b>							<b>\$337,000.00</b>

## Bae, Sangmoon (69.88)

Year	1st	2nd	3rd	4th	Total	Finish	Money
2014	69	73	71	72	285	T21	79,333.33
2015	66	69	69	70	274	6	213,000.00
<b>TOTAL</b>							<b>\$292,333.33</b>

## Baird, Butch (72.75)

Year	1st	2nd	3rd	4th	Total	Finish	Money
1962	71	76	72	70	289	T12	1,416.66
1966	75	74	71	75	295	T18	2,050.00
1977	72	71	69	77	289	T16	4,347.60
<b>TOTAL</b>							<b>\$7,814.26</b>

## Baker-Finch, Ian (70.63)

Year	1st	2nd	3rd	4th	Total	Finish	Money
1990	66	67	72	68	273	2	82,000.00
1992	72	70	76	74	292	T21	13,750.00
<b>TOTAL</b>							<b>\$95,750.00</b>

# Individual Player Records

## Balding, Al (72.25)

Year	1st	2nd	3rd	4th	Total	Finish	Money
1956	75	71	75	68	289	T4	1,400.00
<b>TOTAL</b>							<b>\$1,400.00</b>

## Ballesteros, Seve (71.50)

Year	1st	2nd	3rd	4th	Total	Finish	Money
1978	69	65	73	79	286	T7	7,389.00
1980	70	71	76	73	290	T18	4,916.67
1984	71	70	71	70	282	3	27,200.00
<b>TOTAL</b>							<b>\$39,505.67</b>

## Barber, Jerry (71.92)

Year	1st	2nd	3rd	4th	Total	Finish	Money
1953	72	76	68	72	288	T8	1,000.00
1955	70	75	75	73	293	T2	2,566.67
1960	69	66	66	67	268	1	10,000.00
1961	74	71	76	75	296	T21	1,160.00
1962	71	73	73	80	297	25	1,000.00
1963	71	69	74	70	284	T8	1,850.00
<b>TOTAL</b>							<b>\$17,576.67</b>

## Barber, Miller (73.28)

Year	1st	2nd	3rd	4th	Total	Finish	Money
1965	73	70	72	71	286	T6	3,750.00
1968	76	71	70	73	290	T17	2,975.00
1969	72	75	78	70	295	15	3,100.00
1970	72	74	75	77	298	T27	2,087.50
1971	69	71	76	77	293	T11	3,700.00
1972	72	70	76	74	292	15	4,000.00
1974	69	70	74	77	290	T16	4,700.00
1975	71	75	77	76	299	T25	2,632.00
1978	73	76	72	74	295	T24	3,180.50
<b>TOTAL</b>							<b>\$30,125.00</b>

## Barnum, John (71.50)

Year	1st	2nd	3rd	4th	Total	Finish	Money
1963	72	73	70	71	286	T11	1,462.50
<b>TOTAL</b>							<b>\$1,462.50</b>

## Barr, Dave (71.29)

Year	1st	2nd	3rd	4th	Total	Finish	Money
1982	74	73	72	74	293	28	3,950.00
1988	67	66	73		206	T3	29,000.00
<b>TOTAL</b>							<b>\$32,950.00</b>

## Bateman, Brian (72.00)

Year	1st	2nd	3rd	4th	Total	Finish	Money
2008	76	70	72	70	288	T23	76,000.00
<b>TOTAL</b>							<b>\$76,000.00</b>

## Baxter, Rex (72.25)

Year	1st	2nd	3rd	4th	Total	Finish	Money
1964	73	74	75	67	289	T15	1,250.00
<b>TOTAL</b>							<b>\$1,250.00</b>

## Bayer, George (72.25)

Year	1st	2nd	3rd	4th	Total	Finish	Money
1958	78	66	68	71	283	T8	1,260.00
1959	72	70	77	77	296	T15	1,210.00
1960	73	69	73	73	288	20	1,020.00
<b>TOTAL</b>							<b>\$3,490.00</b>

## Bean, Andy (72.50)

Year	1st	2nd	3rd	4th	Total	Finish	Money
1977	75	71	70	73	289	T16	4,347.60
1979	75	72	71	73	291	T10	8,750.00
1980	72	75	70	73	290	T18	4,916.66
1981	73	69	76	78	296	23	4,200.00
1982	70	72	71	70	283	T2	26,162.50
1984	72	73	70	71	286	T9	11,500.00
1987	82	71	69	73	295	28	8,200.00
<b>TOTAL</b>							<b>\$68,076.76</b>

## Beard, Frank (71.43)

Year	1st	2nd	3rd	4th	Total	Finish	Money
1964	71	74	70	72	287	T12	1,416.67
1966	75	68	76	70	289	T7	3,233.34
1967	65	68	74	71	278	1	20,000.00
1968	76	71	71	70	288	T12	3,725.00
1970	70	64	68	71	273	1	30,000.00
1971	70	73	73	74	290	T7	4,930.00
1972	74	74	75	72	295	T18	3,300.00
<b>TOTAL</b>							<b>\$66,605.01</b>

## Beck, Chip (70.25)

Year	1st	2nd	3rd	4th	Total	Finish	Money
1989	69	70	74	71	284	5	31,000.00
1991	68	69	70	69	276	T3	41,600.00
1993	71	72	69	71	283	T12	20,625.00
<b>TOTAL</b>							<b>\$93,225.00</b>

## Beckman, Cameron (71.42)

Year	1st	2nd	3rd	4th	Total	Finish	Money
2002	67	73	75	73	288	T18	73,000.00
2009	76	73	66	70	285	23	68,000.00
2011	72	71	70	71	284	T23	67,000.00
<b>TOTAL</b>							<b>\$208,000.00</b>

## Beem, Rich (74.63)

Year	1st	2nd	3rd	4th	Total	Finish	Money
2000	84	77	76	70	307	30	45,000.00
2003	74	71	70	75	290	36	51,000.00
<b>TOTAL</b>							<b>\$96,000.00</b>

## Begay III, Notah (74.38)

Year	1st	2nd	3rd	4th	Total	Finish	Money
2000	73	79	73	73	298	25	48,000.00
2001	75	76	71	75	297	32	46,000.00
<b>TOTAL</b>							<b>\$94,000.00</b>

## Beljan, Charlie (73.67)

Year	1st	2nd	3rd	4th	Total	Finish	Money
2013	71	75	75		221	T23	73,000.00
<b>TOTAL</b>							<b>\$73,000.00</b>

## Beman, Deane (75.25)

Year	1st	2nd	3rd	4th	Total	Finish	Money
1970	77	73	74	76	300	29	2,050.00
1971	80	75	79	74	308	31	2,080.00
1973	70	74	73	78	295	T22	3,113.00
<b>TOTAL</b>							<b>\$7,243.00</b>

## Benepe, Jim (73.50)

Year	1st	2nd	3rd	4th	Total	Finish	Money
1989	75	74	74	71	294	T23	11,200.00
<b>TOTAL</b>							<b>\$11,200.00</b>

## Berger, Daniel (68.88)

Year	1st	2nd	3rd	4th	Total	Finish	Money
2017	68	70	70	72	280	T14	122,000.00
2018	73	70	68	71	282	T11	148,000.00
2021	69	65	67	72	273	10	172,000.00
2022	66	66	66	69	267	T5	286,000.00
<b>TOTAL</b>							<b>\$728,000.00</b>

## Besselink, Al (72.50)

Year	1st	2nd	3rd	4th	Total	Finish	Money
1953	72	68	68	72	280	1	10,000.00
1954	70	71	75	68	284	T2	3,750.00
1958	79	73	76	73	301	22	1,000.00
1964	73	81	70	71	295	T24	1,045.00
<b>TOTAL</b>							<b>\$15,795.00</b>

## Bettencourt, Matt (70.50)

Year	1st	2nd	3rd	4th	Total	Finish	Money
2011	73	70	70	69	282	T19	75,500.00
<b>TOTAL</b>							<b>\$75,500.00</b>

## Bhatia, Akshay (67.50)

Year	1st	2nd	3rd	4th	Total	Finish	Money
2024	69	64	66	71	270	T14	320,250.00
<b>TOTAL</b>							<b>\$320,250.00</b>

# Individual Player Records

## Bies, Don (73.00)

Year	1st	2nd	3rd	4th	Total	Finish	Money
1976	76	73	73	70	292	T10	7,273.00
<b>TOTAL</b>							<b>\$7,273.00</b>

## Black, Ronnie (72.88)

Year	1st	2nd	3rd	4th	Total	Finish	Money
1984	71	70	77	75	293	T24	4,750.00
1985	70	74	71	75	290	T16	7,850.00
<b>TOTAL</b>							<b>\$12,600.00</b>

## Blackburn, Woody (73.88)

Year	1st	2nd	3rd	4th	Total	Finish	Money
1985	71	70	76	70	287	11	12,100.00
1986	78	74	74	78	304	30	6,200.00
<b>TOTAL</b>							<b>\$18,300.00</b>

## Blackmar, Phil (70.92)

Year	1st	2nd	3rd	4th	Total	Finish	Money
1986	74	68	66	69	277	3	37,000.00
1989	73	74	71	70	288	T14	17,000.00
1998	73	69	73	71	286	T25	26,562.50
<b>TOTAL</b>							<b>\$80,562.50</b>

## Blake, Jay Don (70.75)

Year	1st	2nd	3rd	4th	Total	Finish	Money
1992	73	66	74	70	283	T7	25,800.00
<b>TOTAL</b>							<b>\$25,800.00</b>

## Blancas, Homero (72.31)

Year	1st	2nd	3rd	4th	Total	Finish	Money
1967	74	69	76	68	287	11	2,750.00
1971	77	76	70	74	297	T19	2,520.00
1972	75	65	77	67	284	T4	7,150.00
1973	67	75	75	72	289	12	4,980.00
<b>TOTAL</b>							<b>\$17,400.00</b>

## Blixt, Jonas (72.36)

Year	1st	2nd	3rd	4th	Total	Finish	Money
2013	72	74	72		218	T18	87,600.00
2014	76	70	69	70	285	T21	79,333.34
2018	77	71	75	70	293	31	63,000.00
<b>TOTAL</b>							<b>\$229,933.34</b>

## Bohn, Jason (73.13)

Year	1st	2nd	3rd	4th	Total	Finish	Money
2006	76	70	78	75	299	T15	110,000.00
2011	72	72	72	70	286	T28	58,500.00
<b>TOTAL</b>							<b>\$168,500.00</b>

## Bolt, Tommy (73.54)

Year	1st	2nd	3rd	4th	Total	Finish	Money
1953	73	74	69	70	286	7	1,000.00
1955	72	74	78	80	304	T17	1,070.00
1956	81	74	83	74	312	21	1,000.00
1958	69	67	71	74	281	T4	1,390.00
1959	75	76	73	78	302	23	1,060.00
1961	67	69	73	71	280	2	5,000.00
<b>TOTAL</b>							<b>\$10,520.00</b>

## Boros, Guy (69.00)

Year	1st	2nd	3rd	4th	Total	Finish	Money
1997	69	68	70		207	3	81,600.00
<b>TOTAL</b>							<b>\$81,600.00</b>

## Boros, Julius (71.93)

Year	1st	2nd	3rd	4th	Total	Finish	Money
1953	72	73	73	71	289	T10	1,000.00
1955	75	74	72	78	299	T11	1,190.00
1956	80	72	74	69	295	T13	1,140.00
1959	70	70	75	74	289	T4	1,606.67
1960	70	67	66	71	274	3	4,000.00
1961	67	71	75	74	287	T9	1,640.00
1964	72	76	66	68	282	T4	3,020.00
1967	72	71	74	74	291	T16	2,200.00
1968	70	70	71	66	277	2	18,000.00
1969	69	74	73	78	294	T12	3,416.67
<b>TOTAL</b>							<b>\$37,213.34</b>

## Bowditch, Steven (69.88)

Year	1st	2nd	3rd	4th	Total	Finish	Money
2015	69	73	71	69	282	T22	70,666.67
2016	69	67	69	72	277	T10	148,000.00
<b>TOTAL</b>							<b>\$218,666.67</b>

## Bradley, Keegan (70.68)

Year	1st	2nd	3rd	4th	Total	Finish	Money
2012	69	72	75	65	281	16	105,000.00
2013	71	69	70		210	T4	304,000.00
2019	77	69	72	73	291	T27	68,250.00
2023	70	70	73	70	283	34	205,000.00
2024	69	70	72	67	278	T45	68,000.00
<b>TOTAL</b>							<b>\$750,250.00</b>

## Bradley, Michael (72.60)

Year	1st	2nd	3rd	4th	Total	Finish	Money
1997	71	74	68		213	T17	22,260.00
1999	71	78	76	76	301	30	38,090.00
2010	73	72	71	72	288	T25	74,000.00
2012	68	75	75	69	287	T22	74,500.00
<b>TOTAL</b>							<b>\$208,850.00</b>

## Brehm, Ryan (71.25)

Year	1st	2nd	3rd	4th	Total	Finish	Money
2023	68	71	68	78	285	T35	203,500.00
<b>TOTAL</b>							<b>\$203,500.00</b>

## Brewer, Gay (72.05)

Year	1st	2nd	3rd	4th	Total	Finish	Money
1962	70	74	69	72	285	T7	2,125.00
1964	71	74	73	72	290	18	1,160.00
1966	70	69	70	74	283	2	12,000.00
1967	67	72	74	75	288	T12	2,600.00
1973	71	75	76	73	295	T22	3,113.00
<b>TOTAL</b>							<b>\$20,998.00</b>

## Britton, Bill (71.75)

Year	1st	2nd	3rd	4th	Total	Finish	Money
1990	74	73	73	67	287	T16	14,000.00
<b>TOTAL</b>							<b>\$14,000.00</b>

## Brooks, Mark (72.73)

Year	1st	2nd	3rd	4th	Total	Finish	Money
1989	71	79	77	75	302	31	9,700.00
1992	73	71	75	72	291	T19	14,750.00
1995	71	71	73	70	285	15	22,750.00
1997	72	70	71		213	T17	22,260.00
<b>TOTAL</b>							<b>\$69,460.00</b>

## Brown, Billy Ray (73.58)

Year	1st	2nd	3rd	4th	Total	Finish	Money
1992	75	73	71	71	290	T17	15,750.00
1993	78	79	75	72	304	30	11,825.00
1998	69	74	71	75	289	28	25,585.00
<b>TOTAL</b>							<b>\$53,160.00</b>

## Brown, Ken (72.00)

Year	1st	2nd	3rd	4th	Total	Finish	Money
1988	71	73	72		216	29	5,900.00
<b>TOTAL</b>							<b>\$5,900.00</b>

## Brown, Pete (75.80)

Year	1st	2nd	3rd	4th	Total	Finish	Money
1965	78				78	W/D	1,012.50
1970	78	77	71	75	301	30	2,025.00
<b>TOTAL</b>							<b>\$3,037.50</b>

## Brown, Scott (71.75)

Year	1st	2nd	3rd	4th	Total	Finish	Money
2014	71	73	68	75	287	T24	71,500.00
<b>TOTAL</b>							<b>\$71,500.00</b>

## Browne, Olin (74.63)

Year	1st	2nd	3rd	4th	Total	Finish	Money
2000	77	75	74	70	296	T21	55,000.00
2006	69	76	76	80	301	T17	94,000.00
<b>TOTAL</b>							<b>\$149,000.00</b>

# Individual Player Records

## Bryan, Wesley (72.50)

Year	1st	2nd	3rd	4th	Total	Finish	Money
2018	74	70	76	70	290	T27	68,000.00
<b>TOTAL</b>							<b>\$68,000.00</b>

## Bryant, Bart (72.00)

Year	1st	2nd	3rd	4th	Total	Finish	Money
2005	69	72	69	71	281	16	91,000.00
2006	74	72	76	73	295	9	175,000.00
<b>TOTAL</b>							<b>\$266,000.00</b>

## Bryant, Brad (69.25)

Year	1st	2nd	3rd	4th	Total	Finish	Money
1996	70	70	69	68	277	5	40,000.00
<b>TOTAL</b>							<b>\$40,000.00</b>

## Burke, Jr., Jack (73.00)

Year	1st	2nd	3rd	4th	Total	Finish	Money
1953	69	76	72	75	292	T16	1,000.00
<b>TOTAL</b>							<b>\$1,000.00</b>

## Burkemo, Walter (73.38)

Year	1st	2nd	3rd	4th	Total	Finish	Money
1954	72	77	74	77	300	18	1,000.00
1958	71	68	74	74	287	T14	1,140.00
<b>TOTAL</b>							<b>\$2,140.00</b>

## Burns, Bob (70.75)

Year	1st	2nd	3rd	4th	Total	Finish	Money
2003	71	72	74	66	283	T33	53,500.00
<b>TOTAL</b>							<b>\$53,500.00</b>

## Burns, George (70.82)

Year	1st	2nd	3rd	4th	Total	Finish	Money
1980	70	73	72	66	281	T3	20,000.00
1986	71	71	73	71	286	T15	10,666.67
1988	71	67	74		212	T16	8,266.67
<b>TOTAL</b>							<b>\$38,933.34</b>

## Burns, Sam (69.00)

Year	1st	2nd	3rd	4th	Total	Finish	Money
2022	72	64	68	69	273	T19	123,000.00
2023	70	75	67	69	281	32	207,000.00
2024	69	68	68	69	274	T33	113,000.00
<b>TOTAL</b>							<b>\$443,000.00</b>

## Byman, Bob (74.75)

Year	1st	2nd	3rd	4th	Total	Finish	Money
1979	80	71	75	73	299	T20	4,500.00
<b>TOTAL</b>							<b>\$4,500.00</b>

## Byrd, Jonathan (68.70)

Year	1st	2nd	3rd	4th	Total	Finish	Money
2003	68	69	71	63	271	T6	155,000.00
2005	72	70	71	67	280	T13	110,000.00
2008	70	69	69	74	282	T15	105,000.00
2011	66	68	67	67	268	1	1,120,000.00
2012	67	71	67	68	273	T3	369,000.00
<b>TOTAL</b>							<b>\$1,859,000.00</b>

## Byrum, Curt (72.50)

Year	1st	2nd	3rd	4th	Total	Finish	Money
1990	71	74	76	69	290	T22	11,100.00
<b>TOTAL</b>							<b>\$11,100.00</b>

## Byrum, Tom (74.25)

Year	1st	2nd	3rd	4th	Total	Finish	Money
1990	78	75	70	74	297	30	9,600.00
<b>TOTAL</b>							<b>\$9,600.00</b>

## Cabrera, Ángel (70.42)

Year	1st	2nd	3rd	4th	Total	Finish	Money
2008	70	71	70	71	282	T15	105,000.00
2010	68	68	70	71	277	T10	160,000.00
2015	71	73	72	70	286	T29	58,000.00
<b>TOTAL</b>							<b>\$323,000.00</b>

## Calcavecchia, Mark (71.30)

Year	1st	2nd	3rd	4th	Total	Finish	Money
1987	65	75	70	70	280	T3	29,800.00
1988	72	75	71		218	T33	5,450.00
1989	72	69	75	78	294	T23	11,200.00
1990	70	68	68	75	281	T7	24,666.66
1993	68	72	70	72	282	T10	23,025.00
1996	73	69	72	75	289	T24	16,000.00
1998	70	74	66	67	277	T6	55,462.50
1999	70	71	70	77	288	T20	47,125.00
2002	72	66	71	69	278	T5	150,000.00
2006	73	74	73	79	299	T15	110,000.00
2008	75	66	71	68	280	T10	155,000.00
<b>TOTAL</b>							<b>\$627,729.16</b>

## Caldwell, Rex (72.50)

Year	1st	2nd	3rd	4th	Total	Finish	Money
1984	73	74	70	73	290	T17	6,066.66
<b>TOTAL</b>							<b>\$6,066.66</b>

## Campbell, Chad (72.19)

Year	1st	2nd	3rd	4th	Total	Finish	Money
2004	71	76	65	75	287	T15	89,166.66
2005	69	67	71	75	282	T17	88,000.00
2007	77	75	78	75	305	31	53,000.00
2008	75	68	68	70	281	T12	130,000.00
<b>TOTAL</b>							<b>\$360,166.66</b>

## Campbell, Joe (73.13)

Year	1st	2nd	3rd	4th	Total	Finish	Money
1962	70	71	74	75	290	T15	1,250.00
1966	74	73	73	75	295	T18	2,050.00
<b>TOTAL</b>							<b>\$3,300.00</b>

## Campbell, Michael (72.50)

Year	1st	2nd	3rd	4th	Total	Finish	Money
2006	72	72	71	75	290	T4	287,500.00
<b>TOTAL</b>							<b>\$287,500.00</b>

## Cantlay, Patrick (68.67)

Year	1st	2nd	3rd	4th	Total	Finish	Money
2018	70	70	72	71	283	T15	118,000.00
2020	69	71	73	68	281	4	378,000.00
2021	68	68	67	72	275	T13	125,250.00
2022	66	67	66	67	266	4	400,000.00
2023	70	70	66	68	274	T16	241,000.00
2024	66	68	68	67	269	T12	450,000.00
<b>TOTAL</b>							<b>\$1,712,250.00</b>

## Carnevale, Mark (74.75)

Year	1st	2nd	3rd	4th	Total	Finish	Money
1993	74	71	78	76	299	29	12,025.00
<b>TOTAL</b>							<b>\$12,025.00</b>

## Carter, Jim (74.00)

Year	1st	2nd	3rd	4th	Total	Finish	Money
2001	80	72	72	72	296	31	47,000.00
<b>TOTAL</b>							<b>\$47,000.00</b>

## Casey, Paul (70.83)

Year	1st	2nd	3rd	4th	Total	Finish	Money
2010	70	69	69	69	277	T10	160,000.00
2019	73	71	68	71	283	T16	113,000.00
2020	74	72	69	75	290	T19	90,500.00
<b>TOTAL</b>							<b>\$363,500.00</b>

# Individual Player Records

## Casper, Billy (71.37)

Year	1st	2nd	3rd	4th	Total	Finish	Money
1957	75	70	72	71	288	T2	2,230.00
1958	65	70	71	70	276	2	5,000.00
1959	72	75	73	72	292	T10	1,300.00
1960	73	67	66	70	276	T5	1,650.00
1961	68	70	73	76	287	T9	1,640.00
1962	73	67	69	68	277	2	5,800.00
1963	70	69	69		208	W/D	0.00
1964	71	76	72	68	287	T12	1,416.67
1965	68	71	72	75	286	T6	3,750.00
1966	70	71	74	70	285	3	8,000.00
1967	71	77	71	73	292	T18	2,050.00
1968	70	74	70	70	284	T9	4,350.00
1969	71	76	71	75	293	T9	4,116.66
1970	71	69	68	72	280	T2	11,633.33
1972	71	74	78	70	293	16	3,800.00
1974	75	69	68	71	283	4	10,000.00
1976	72	76	72	75	295	T16	5,723.00
<b>TOTAL</b>							<b>\$72,459.66</b>

## Cejka, Alex (70.25)

Year	1st	2nd	3rd	4th	Total	Finish	Money
2016	72	72	69	68	281	T21	78,333.33
<b>TOTAL</b>							<b>\$78,333.33</b>

## Cerrudo, Ron (72.88)

Year	1st	2nd	3rd	4th	Total	Finish	Money
1969	74	73	75	71	293	T9	4,116.67
1970	72	74	72	72	290	T15	2,762.50
<b>TOTAL</b>							<b>\$6,879.17</b>

## Chalmers, Greg (71.75)

Year	1st	2nd	3rd	4th	Total	Finish	Money
2017	71	72	70	74	287	28	66,000.00
<b>TOTAL</b>							<b>\$66,000.00</b>

## Chamblee, Brandel (71.50)

Year	1st	2nd	3rd	4th	Total	Finish	Money
1999	70	71	69	76	286	T16	55,250.00
<b>TOTAL</b>							<b>\$55,250.00</b>

## Champ, Cameron (70.75)

Year	1st	2nd	3rd	4th	Total	Finish	Money
2019	71	68	74	67	280	T11	162,500.00
2020	73	74	69	72	288	T14	127,333.34
2021	71	68	70	72	281	T31	49,000.00
<b>TOTAL</b>							<b>\$338,833.34</b>

## Chappell, Kevin (71.50)

Year	1st	2nd	3rd	4th	Total	Finish	Money
2018	74	70	70	72	286	21	85,000.00
<b>TOTAL</b>							<b>\$85,000.00</b>

## Charles, Bob (72.85)

Year	1st	2nd	3rd	4th	Total	Finish	Money
1964	69	80	72	77	298	27	1,020.00
1965	70	73	78	77	298	T20	1,175.00
1968	73	68	74	68	283	T7	5,750.00
1969	73	73	74	72	292	T7	5,500.00
1974	70	72	67	77	286	8	7,200.00
<b>TOTAL</b>							<b>\$20,645.00</b>

## Chen, T.C. (71.33)

Year	1st	2nd	3rd	4th	Total	Finish	Money
1988	69	71	74		214	T21	6,760.00
<b>TOTAL</b>							<b>\$6,760.00</b>

## Choi, K.J. (71.13)

Year	1st	2nd	3rd	4th	Total	Finish	Money
2003	67	67	62	73	269	T2	450,000.00
2006	75	74	77	76	302	T19	87,000.00
2007	69	77	71	69	286	T8	170,000.00
2008	79	75	69	69	292	T28	67,500.00
2009	71	71	66	73	281	T15	107,000.00
2012	70	73	69	65	277	T5	245,000.00
<b>TOTAL</b>							<b>\$1,126,500.00</b>

## Chopra, Daniel (70.13)

Year	1st	2nd	3rd	4th	Total	Finish	Money
2008	69	72	67	66	274	1	1,100,000.00
2009	79	69	67	72	287	T27	59,500.00
<b>TOTAL</b>							<b>\$1,159,500.00</b>

## Cink, Stewart (69.61)

Year	1st	2nd	3rd	4th	Total	Finish	Money
1998	71	67	71	68	277	T6	55,462.50
2001	69	71	69	72	281	T12	78,000.00
2005	68	68	67	71	274	T5	211,333.33
2009	74	67	71	74	286	T24	64,000.00
2010	68	69	69	70	276	9	185,000.00
2021	71	69	67	74	281	T31	49,000.00
2022	69	67	67	71	274	T21	119,000.00
<b>TOTAL</b>							<b>\$761,795.83</b>

## Clampett, Bobby (71.00)

Year	1st	2nd	3rd	4th	Total	Finish	Money
1983	72	71	70	71	284	T5	18,333.33
<b>TOTAL</b>							<b>\$18,333.33</b>

## Clark, Jimmy (75.75)

Year	1st	2nd	3rd	4th	Total	Finish	Money
1953	74	71	78	80	303	20	1,000.00
<b>TOTAL</b>							<b>\$1,000.00</b>

## Clark, Tim (70.50)

Year	1st	2nd	3rd	4th	Total	Finish	Money
2011	72	68	73	68	281	T17	87,000.00
2015	70	75	67	71	283	T25	65,000.00
<b>TOTAL</b>							<b>\$152,000.00</b>

## Clark, Wyndham (68.25)

Year	1st	2nd	3rd	4th	Total	Finish	Money
2024	71	68	71	63	273	T29	140,500.00
<b>TOTAL</b>							<b>\$140,500.00</b>

## Clark II, Michael (70.00)

Year	1st	2nd	3rd	4th	Total	Finish	Money
2001	69	70	72	69	280	T8	99,000.00
<b>TOTAL</b>							<b>\$99,000.00</b>

## Clarke, Darren (68.75)

Year	1st	2nd	3rd	4th	Total	Finish	Money
2004	67	69	69	70	275	3	400,000.00
<b>TOTAL</b>							<b>\$400,000.00</b>

## Clearwater, Keith (69.67)

Year	1st	2nd	3rd	4th	Total	Finish	Money
1988	69	67	73		209	T5	19,000.00
<b>TOTAL</b>							<b>\$19,000.00</b>

## Coceres, José (0.00)

Year	1st	2nd	3rd	4th	Total	Finish	Money
<b>TOTAL</b>							<b>\$0.00</b>

## Cochran, Russ (71.75)

Year	1st	2nd	3rd	4th	Total	Finish	Money
1992	72	70	74	71	287	T11	20,100.00
<b>TOTAL</b>							<b>\$20,100.00</b>

## Colbert, Jim (72.00)

Year	1st	2nd	3rd	4th	Total	Finish	Money
1969	73	78	80	75	306	T25	2,175.00
1973	66	76	70	69	281	3	14,628.00
1975	65	73	70	71	279	4	9,503.00
1980	67	71	71	70	279	2	34,000.00
1984	71	75	76	73	295	T29	4,350.00
<b>TOTAL</b>							<b>\$64,656.00</b>

## Cole, Bobby (72.00)

Year	1st	2nd	3rd	4th	Total	Finish	Money
1978	69	71	72	76	288	T11	5,951.50
<b>TOTAL</b>							<b>\$5,951.50</b>

## Cole, Eric (67.50)

Year	1st	2nd	3rd	4th	Total	Finish	Money
2024	70	66	69	65	270	T14	320,250.00
<b>TOTAL</b>							<b>\$320,250.00</b>



# Individual Player Records

## Collins, Bill (72.33)

Year	1st	2nd	3rd	4th	Total	Finish	Money
1959	73	74	81	72	300	T19	1,120.00
1961	71	68	73	69	281	3	3,000.00
1963	67	75	74	71	287	T15	1,275.00
<b>TOTAL</b>							<b>\$5,395.00</b>

## Connors, Corey (69.92)

Year	1st	2nd	3rd	4th	Total	Finish	Money
2020	73	70	74	73	290	T19	90,500.00
2023	68	68	72	67	275	T18	229,000.00
2024	69	70	68	67	274	T33	113,000.00
<b>TOTAL</b>							<b>\$432,500.00</b>

## Coody, Charles (72.58)

Year	1st	2nd	3rd	4th	Total	Finish	Money
1965	71	75	73	72	291	T12	1,825.00
1970	74	68	72	76	290	T15	2,762.50
1971	74	68	73	75	290	T7	4,930.00
<b>TOTAL</b>							<b>\$9,517.50</b>

## Cook, Austin (72.00)

Year	1st	2nd	3rd	4th	Total	Finish	Money
2018	74	74	70	70	288	T22	76,750.00
<b>TOTAL</b>							<b>\$76,750.00</b>

## Cook, John (71.50)

Year	1st	2nd	3rd	4th	Total	Finish	Money
1981	76	68	74	71	289	T16	5,800.00
1984	74	71	73	78	296	T31	4,150.00
1988	71	70	73		214	T21	6,760.00
1993	73	68	68	69	278	T5	31,000.00
1997	70	71	69		210	T8	35,600.00
1998	65	70	70	70	275	T4	74,800.00
1999	68	69	80	73	290	T22	43,550.00
2002	72	69	78	74	293	28	55,000.00
<b>TOTAL</b>							<b>\$256,660.00</b>

## Cooper, Pete (73.33)

Year	1st	2nd	3rd	4th	Total	Finish	Money
1955	70	73	78	72	293	T2	2,566.67
1957	74	74	74	73	295	15	1,160.00
1959	69	77	73	73	292	T10	1,300.00
<b>TOTAL</b>							<b>\$5,026.67</b>

## Couch, Chris (72.00)

Year	1st	2nd	3rd	4th	Total	Finish	Money
2007	71	70	77	70	288	T13	120,000.00
<b>TOTAL</b>							<b>\$120,000.00</b>

## Couples, Fred (70.39)

Year	1st	2nd	3rd	4th	Total	Finish	Money
1984	69	73	74	75	291	T20	5,225.00
1988	70	72	70		212	T16	8,266.67
1991	70	68	67	71	276	T3	41,600.00
1992	72	70	68	70	280	T3	41,600.00
1993	70	70	72	70	282	T10	23,025.00
1994	69	70	69	68	276	2	120,000.00
1995	73	68	68	72	281	T5	35,250.00
1997	69	69	70		208	T4	52,800.00
1999	69	68	73	71	281	10	72,800.00
2004	69	72	72	75	288	T21	79,000.00
<b>TOTAL</b>							<b>\$479,566.67</b>

## Courtney, Charles (73.13)

Year	1st	2nd	3rd	4th	Total	Finish	Money
1965	69	74	72	77	292	14	1,600.00
1970	73	73	74	73	293	T20	2,425.00
<b>TOTAL</b>							<b>\$4,025.00</b>

## Crampton, Bruce (72.50)

Year	1st	2nd	3rd	4th	Total	Finish	Money
1962	72	68	76	74	290	T15	1,250.00
1963	73	73	75	72	293	21	1,000.00
1965	69	70	76	72	287	T8	2,900.00
1966	72	71	71	74	288	T5	4,250.00
1970	69	69	72	76	286	T7	4,766.67
1971	76	81	79	81	317	T34	2,010.00
1972	70	72	71	71	284	T4	7,150.00
1973	73	68	70	74	285	T5	6,921.40
1974	73	70	69	75	287	T9	6,200.00
1976	71	70	72	70	283	T3	14,625.00
<b>TOTAL</b>							<b>\$51,073.07</b>

## Crane, Ben (71.95)

Year	1st	2nd	3rd	4th	Total	Finish	Money
2004	71	74	66	70	281	T9	155,000.00
2006	79	78	78	75	310	25	76,000.00
2011	67	70	74	72	283	T21	71,000.00
2012	72	71	68	68	279	T9	165,000.00
2015	74	67	73	72	286	T29	58,000.00
<b>TOTAL</b>							<b>\$525,000.00</b>

## Crenshaw, Ben (71.44)

Year	1st	2nd	3rd	4th	Total	Finish	Money
1974	74	77	71	74	296	22	3,600.00
1976	72	72	72	68	284	5	10,230.00
1977	76	71	75	68	290	T21	3,557.00
1978	73	69	73	77	292	T18	4,310.00
1979	75	71	75	67	288	T8	10,625.00
1981	75	67	73	71	286	T11	8,375.00
1984	68	71	74	74	287	T14	8,000.00
1987	72	70	71	68	281	T5	20,000.00
1988	73	68	70		211	T11	10,620.00
1989	70	72	70	75	287	T10	20,000.00
1991	74	70	67	71	282	T9	21,275.00
1993	73	72	72	70	287	T18	15,625.00
1994	71	70	69	73	283	T11	28,250.00
1995	71	67	75	68	281	T5	35,250.00
1996	69	71	69	71	280	11	26,750.00
<b>TOTAL</b>							<b>\$226,467.00</b>

## Cupit, Jacky (72.31)

Year	1st	2nd	3rd	4th	Total	Finish	Money
1962	74	77	70	68	289	T12	1,416.67
1963	71	70	72	71	284	T8	1,850.00
1964	74	73	71	78	296	26	1,030.00
1967	71	73	75	69	288	T12	2,600.00
<b>TOTAL</b>							<b>\$6,896.67</b>

## Curl, Rod (72.75)

Year	1st	2nd	3rd	4th	Total	Finish	Money
1975	75	70	72	74	291	T15	4,413.00
<b>TOTAL</b>							<b>\$4,413.00</b>

## Curtis, Ben (75.18)

Year	1st	2nd	3rd	4th	Total	Finish	Money
2004	73	80	70	74	297	30	66,000.00
2007	81	78	77	76	312	33	51,000.00
2013	70	76	72		218	T18	87,600.00
<b>TOTAL</b>							<b>\$204,600.00</b>

## Dahmen, Joel (69.25)

Year	1st	2nd	3rd	4th	Total	Finish	Money
2022	68	69	69	71	277	T28	110,500.00
<b>TOTAL</b>							<b>\$110,500.00</b>

## Daly, John (72.69)

Year	1st	2nd	3rd	4th	Total	Finish	Money
1992	75	70	72	75	292	T21	13,750.00
1995	75	74	72	69	290	T20	18,125.00
1996	76	75	73	75	299	30	14,650.00
2005	70	69	70	73	282	T17	88,000.00
<b>TOTAL</b>							<b>\$134,525.00</b>



# Individual Player Records

## Damron, Robert (74.50)

Year	1st	2nd	3rd	4th	Total	Finish	Money
2002	69	73	85	71	298	T30	52,500.00
<b>TOTAL</b>							<b>\$52,500.00</b>

## Davis, Cam (68.75)

Year	1st	2nd	3rd	4th	Total	Finish	Money
2022	69	68	66	66	269	T10	188,000.00
2024	75	68	73	65	281	T52	54,500.00
<b>TOTAL</b>							<b>\$242,500.00</b>

## Day, Glen (72.25)

Year	1st	2nd	3rd	4th	Total	Finish	Money
2000	74	75	69	71	289	T8	79,000.00
<b>TOTAL</b>							<b>\$79,000.00</b>

## Day, Jason (68.96)

Year	1st	2nd	3rd	4th	Total	Finish	Money
2011	73	66	69	70	278	T9	162,000.00
2015	70	69	71	62	272	T3	332,666.67
2016	70	73	69	65	277	T10	148,000.00
2017	70	69	70	70	279	T12	147,000.00
2019	69	71	75	66	281	T13	147,000.00
2024	65	69	67	67	268	T10	530,000.00
<b>TOTAL</b>							<b>\$1,466,666.67</b>

## De Vicenzo, Roberto (72.83)

Year	1st	2nd	3rd	4th	Total	Finish	Money
1958	70	71	76	71	288	T17	1,100.00
1967	70	74	68	73	285	T7	3,233.33
1969	73	76	77	75	301	T21	2,400.00
<b>TOTAL</b>							<b>\$6,733.33</b>

## DeChambeau, Bryson (69.69)

Year	1st	2nd	3rd	4th	Total	Finish	Money
2018	73	73	71	72	289	T26	71,000.00
2019	69	68	70	71	278	T7	218,000.00
2021	69	67	70	66	272	T7	199,333.34
2022	69	68	67	72	276	T25	113,000.00
<b>TOTAL</b>							<b>\$601,333.34</b>

## Demaret, Jimmy (72.17)

Year	1st	2nd	3rd	4th	Total	Finish	Money
1953	71	70	72	79	292	T16	1,000.00
1957	73	72	73	70	288	T2	2,230.00
1958	73	71	72	70	286	T12	1,190.00
<b>TOTAL</b>							<b>\$4,420.00</b>

## Devlin, Bruce (72.70)

Year	1st	2nd	3rd	4th	Total	Finish	Money
1964	73	77	65	72	287	T12	1,416.66
1967	71	68	76	78	293	T21	1,850.00
1970	71	75	70	72	288	T12	3,400.00
1971	72	70	72	73	287	T2	12,760.00
1973	77	73	74	75	299	T27	2,343.00
<b>TOTAL</b>							<b>\$21,769.66</b>

## Dickinson, Gardner (71.63)

Year	1st	2nd	3rd	4th	Total	Finish	Money
1956	75	70	72	73	290	T7	1,260.00
1958	73	70	68	72	283	T8	1,260.00
1963	71	71	70	69	281	T4	2,900.00
1968	68	71	73	69	281	T4	9,175.00
1970	73	73	74	69	289	T13	3,175.00
1972	68	72	80	75	295	T18	3,300.00
<b>TOTAL</b>							<b>\$21,070.00</b>

## Dickson, Bob (73.88)

Year	1st	2nd	3rd	4th	Total	Finish	Money
1969	77	81	72	73	303	T22	2,350.00
1973	70	73	72	73	288	T10	5,516.00
<b>TOTAL</b>							<b>\$7,866.00</b>

## Diehl, Terry (75.00)

Year	1st	2nd	3rd	4th	Total	Finish	Money
1975	75	77	73	75	300	T27	2,309.00
<b>TOTAL</b>							<b>\$2,309.00</b>

## DiMarco, Chris (70.25)

Year	1st	2nd	3rd	4th	Total	Finish	Money
2001	71	73	69	70	283	T17	66,000.00
2002	67	72	68	71	278	T5	150,000.00
2003	70	75	69	68	282	T29	56,500.00
<b>TOTAL</b>							<b>\$272,500.00</b>

## Dodds, Trevor (73.75)

Year	1st	2nd	3rd	4th	Total	Finish	Money
1999	72	73	75	75	295	T28	39,130.00
<b>TOTAL</b>							<b>\$39,130.00</b>

## Donald, Luke (70.00)

Year	1st	2nd	3rd	4th	Total	Finish	Money
2003	68	72	69	66	275	T15	85,000.00
2007	72	71	71	71	285	T7	193,000.00
<b>TOTAL</b>							<b>\$278,000.00</b>

## Donald, Mike (72.00)

Year	1st	2nd	3rd	4th	Total	Finish	Money
1990	71	72	74	71	288	T19	12,000.00
<b>TOTAL</b>							<b>\$12,000.00</b>

## Dougherty, Ed (73.25)

Year	1st	2nd	3rd	4th	Total	Finish	Money
1996	74	73	73	73	293	T27	15,250.00
<b>TOTAL</b>							<b>\$15,250.00</b>

## Douglas, Dave (72.50)

Year	1st	2nd	3rd	4th	Total	Finish	Money
1953	69	77	69	76	291	T14	1,000.00
1954	73	73	71	72	289	T7	1,000.00
<b>TOTAL</b>							<b>\$2,000.00</b>

## Douglass, Dale (71.50)

Year	1st	2nd	3rd	4th	Total	Finish	Money
1970	70	71	71	74	286	T7	4,766.66
<b>TOTAL</b>							<b>\$4,766.66</b>

## Dufner, Jason (70.67)

Year	1st	2nd	3rd	4th	Total	Finish	Money
2013	72	77	69		218	T18	87,600.00
2014	67	72	69	69	277	T5	276,000.00
2017	68	68	72	75	283	T21	84,000.00
2018	71	68	69	74	282	T11	148,000.00
<b>TOTAL</b>							<b>\$595,600.00</b>

## Duke, Ken (70.50)

Year	1st	2nd	3rd	4th	Total	Finish	Money
2014	70	69	71	72	282	T16	100,250.00
<b>TOTAL</b>							<b>\$100,250.00</b>

## Duncan, Tyler (72.50)

Year	1st	2nd	3rd	4th	Total	Finish	Money
2020	69	78	68	75	290	T19	90,500.00
<b>TOTAL</b>							<b>\$90,500.00</b>

## Durant, Joe (72.08)

Year	1st	2nd	3rd	4th	Total	Finish	Money
1999	66	70	77	74	287	T18	51,025.00
2002	73	73	74	69	289	T20	69,000.00
2007	73	73	72	71	289	T16	95,000.00
<b>TOTAL</b>							<b>\$215,025.00</b>

## Duval, David (69.20)

Year	1st	2nd	3rd	4th	Total	Finish	Money
1998	68	70	66	73	277	T6	55,462.50
1999	67	63	68	68	266	T1	468,000.00
2000	72	73	67	68	280	T3	197,000.00
2001	73	71	65	70	279	T7	118,000.00
2002	67	71	72	72	282	T12	92,000.00
<b>TOTAL</b>							<b>\$930,462.50</b>

## Eastwood, Bob (74.00)

Year	1st	2nd	3rd	4th	Total	Finish	Money
1984	71	77	72	76	296	T31	4,150.00
1985	71	75	73	76	295	T25	5,100.00
1986	75	73	70	79	297	T29	6,400.00
<b>TOTAL</b>							<b>\$15,650.00</b>

# Individual Player Records

## Echavarria, Nico (68.00)

Year	1st	2nd	3rd	4th	Total	Finish	Money
2024	70	67	68	67	272	T25	170,750.00
<b>TOTAL</b>							<b>\$170,750.00</b>

## Edwards, Danny (71.19)

Year	1st	2nd	3rd	4th	Total	Finish	Money
1977	73	73	70	71	287	T10	5,929.67
1982	73	72	71	68	284	T6	12,840.00
1984	70	75	74	70	289	16	7,000.00
1986	70	69	69	71	279	T4	25,000.00
<b>TOTAL</b>							<b>\$50,769.67</b>

## Edwards, David (71.58)

Year	1st	2nd	3rd	4th	Total	Finish	Money
1984	71	72	75	73	291	T20	5,225.00
1993	71	70	74	72	287	T18	15,625.00
1994	75	68	66	72	281	T8	34,000.00
<b>TOTAL</b>							<b>\$54,850.00</b>

## Edwards, Joel (70.75)

Year	1st	2nd	3rd	4th	Total	Finish	Money
2002	69	71	71	72	283	13	88,000.00
<b>TOTAL</b>							<b>\$88,000.00</b>

## Eichelberger, Dave (73.38)

Year	1st	2nd	3rd	4th	Total	Finish	Money
1972	79	74	73	73	299	T22	2,900.00
1978	76	73	72	76	297	T26	2,791.67
1980	73	73	74	73	293	T24	3,775.00
1982	73	71	71	70	285	T11	9,033.33
<b>TOTAL</b>							<b>\$18,500.00</b>

## Elder, Lee (72.00)

Year	1st	2nd	3rd	4th	Total	Finish	Money
1974	72	72	72	72	288	T13	5,200.00
1977	68	74	72	74	288	T13	5,137.33
1979	72	73	68	75	288	T8	10,625.00
<b>TOTAL</b>							<b>\$20,962.33</b>

## Elkington, Steve (71.69)

Year	1st	2nd	3rd	4th	Total	Finish	Money
1991	76	74	72	72	294	T26	12,118.75
1992	69	71	67	72	279	1	144,000.00
1993	73	69	72	73	287	T18	15,625.00
1995	69	71	71	67	278	1	180,000.00
1996	70	72	70	73	285	17	20,750.00
1998	72	73	71	68	284	T19	31,450.00
1999	74	73	73	73	293	T26	39,975.00
2000	76	74	71	73	294	18	62,000.00
<b>TOTAL</b>							<b>\$505,918.75</b>

## Ellis, Wes (74.63)

Year	1st	2nd	3rd	4th	Total	Finish	Money
1959	73	72	75	80	300	T19	1,120.00
1965	71	74	75	77	297	19	1,250.00
<b>TOTAL</b>							<b>\$2,370.00</b>

## Els, Ernie (69.20)

Year	1st	2nd	3rd	4th	Total	Finish	Money
1997	72	70	70	70	212	T14	26,460.00
1998	67	71	71	69	278	T10	46,537.50
2000	71	70	67	68	276	2	313,000.00
2001	68	66	73	69	276	T3	203,000.00
2003	64	65	65	67	261	1	1,000,000.00
2004	73	70	73	72	288	T21	79,000.00
2005	69	65	68	71	273	T3	350,000.00
2009	68	69	73	67	277	T6	189,250.00
2011	72	64	74	71	281	T17	87,000.00
<b>TOTAL</b>							<b>\$2,294,247.50</b>

## English, Harris (68.44)

Year	1st	2nd	3rd	4th	Total	Finish	Money
2014	70	71	70	69	280	T11	155,000.00
2021	65	67	66	69	267	1	1,340,000.00
2022	73	70	68	67	278	T30	108,000.00
2024	71	66	64	69	270	T14	320,250.00
<b>TOTAL</b>							<b>\$1,923,250.00</b>

## Ernst, Derek (75.25)

Year	1st	2nd	3rd	4th	Total	Finish	Money
2014	79	76	76	70	301	30	61,000.00
<b>TOTAL</b>							<b>\$61,000.00</b>

## Estes, Bob (69.67)

Year	1st	2nd	3rd	4th	Total	Finish	Money
1995	69	68	74	73	284	T12	24,750.00
2002	70	70	71	70	281	T10	105,000.00
2003	66	66	70	69	271	T6	155,000.00
<b>TOTAL</b>							<b>\$284,750.00</b>

## Evans, Max (79.00)

Year	1st	2nd	3rd	4th	Total	Finish	Money
1956	79				79	22	1,000.00
<b>TOTAL</b>							<b>\$1,000.00</b>

## Every, Matt (71.38)

Year	1st	2nd	3rd	4th	Total	Finish	Money
2015	73	71	70	70	284	T27	61,000.00
2016	70	68	78	71	287	28	64,000.00
<b>TOTAL</b>							<b>\$125,000.00</b>

## Fairfield, Don (72.92)

Year	1st	2nd	3rd	4th	Total	Finish	Money
1956	76	76	72	73	297	16	1,100.00
1961	71	71	78	76	296	T21	1,160.00
1964	72	72	67	71	282	T4	3,020.00
<b>TOTAL</b>							<b>\$5,280.00</b>

## Faldo, Nick (70.50)

Year	1st	2nd	3rd	4th	Total	Finish	Money
1984	73	72	71	74	290	T17	6,066.67
1988	70	65	71		206	T3	29,000.00
1996	70	69	68	67	274	T2	88,000.00
1997	72	71	71		214	T22	19,560.00
1998	71	75	70	69	285	T22	28,475.00
<b>TOTAL</b>							<b>\$171,101.67</b>

## Faxon, Brad (71.61)

Year	1st	2nd	3rd	4th	Total	Finish	Money
1992	68	70	71	70	279	2	86,400.00
1993	71	69	67	71	278	T5	31,000.00
1998	72	72	70	71	285	T22	28,475.00
2000	72	76	68	73	289	T8	79,000.00
2001	71	70	71	73	285	T23	54,500.00
2002	71	71	69	69	280	9	120,000.00
2006	82	78	75	74	309	T23	79,000.00
<b>TOTAL</b>							<b>\$478,375.00</b>

## Fehr, Rick (70.00)

Year	1st	2nd	3rd	4th	Total	Finish	Money
1987	68	67	73	71	279	2	55,000.00
1995	71	74	70	66	281	T5	35,250.00
<b>TOTAL</b>							<b>\$90,250.00</b>

## Fergus, Keith (72.75)

Year	1st	2nd	3rd	4th	Total	Finish	Money
1982	73	77	71	67	288	T16	6,400.00
1983	70	71	78	75	294	T18	6,750.00
<b>TOTAL</b>							<b>\$13,150.00</b>

## Ferree, Jim (76.50)

Year	1st	2nd	3rd	4th	Total	Finish	Money
1959	78	76	76	76	306	T25	1,010.00
<b>TOTAL</b>							<b>\$1,010.00</b>

## Ferrier, Jim (74.00)

Year	1st	2nd	3rd	4th	Total	Finish	Money
1953	75	72	75	74	296	19	1,000.00
<b>TOTAL</b>							<b>\$1,000.00</b>

## Fetchick, Mike (74.88)

Year	1st	2nd	3rd	4th	Total	Finish	Money
1956	74	72	77	72	295	T13	1,140.00
1957	76	78	72	78	304	20	1,060.00
<b>TOTAL</b>							<b>\$2,200.00</b>

## Fezler, Forrest (73.75)

Year	1st	2nd	3rd	4th	Total	Finish	Money
1975	78	72	74	71	295	T22	3,152.50
<b>TOTAL</b>							<b>\$3,152.50</b>

# Individual Player Records

## Finau, Tony (68.90)

Year	1st	2nd	3rd	4th	Total	Finish	Money
2017	70	68	70	70	278	T9	172,333.34
2021	74	68	68	71	281	T31	49,000.00
2022	70	69	69	65	273	T19	123,000.00
2023	67	69	69	66	271	T7	368,750.00
2024	69	66	71	69	275	T38	96,000.00
<b>TOTAL</b>							<b>\$809,083.34</b>

## Finsterwald, Dow (72.50)

Year	1st	2nd	3rd	4th	Total	Finish	Money
1956	78	72	72	73	295	T13	1,140.00
1957	75	73	70	70	288	T2	2,230.00
1959	73	74	77	73	297	T17	1,170.00
1960	70	68	71	72	281	T11	1,190.00
1961	71	74	74	71	290	15	1,440.00
1964	74	75	73	67	289	T15	1,250.00
<b>TOTAL</b>							<b>\$8,420.00</b>

## Fiori, Ed (71.91)

Year	1st	2nd	3rd	4th	Total	Finish	Money
1980	70	68	74	74	286	T11	7,812.50
1982	70	73	76	71	290	T20	4,775.00
1997	71	71	73		215	T24	18,160.00
<b>TOTAL</b>							<b>\$30,747.50</b>

## Fitzpatrick, Matt (67.63)

Year	1st	2nd	3rd	4th	Total	Finish	Money
2023	66	69	66	70	271	T7	368,750.00
2024	69	64	69	68	270	T14	320,250.00
<b>TOTAL</b>							<b>\$689,000.00</b>

## Fitzsimons, Pat (72.00)

Year	1st	2nd	3rd	4th	Total	Finish	Money
1975	74	72	74	68	288	T11	5,104.00
<b>TOTAL</b>							<b>\$5,104.00</b>

## Fleck, Jack (73.25)

Year	1st	2nd	3rd	4th	Total	Finish	Money
1956	82	80	75	71	308	20	1,020.00
1960	69	70	71	72	282	T13	1,140.00
1962	71	69	80	69	289	T12	1,416.67
<b>TOTAL</b>							<b>\$3,576.67</b>

## Fleckman, Marty (72.75)

Year	1st	2nd	3rd	4th	Total	Finish	Money
1968	72	75	74	70	291	T19	2,616.67
<b>TOTAL</b>							<b>\$2,616.67</b>

## Fleetwood, Tommy (69.75)

Year	1st	2nd	3rd	4th	Total	Finish	Money
2024	70	70	69	70	279	T47	62,000.00
<b>TOTAL</b>							<b>\$62,000.00</b>

## Fleisher, Bruce (74.00)

Year	1st	2nd	3rd	4th	Total	Finish	Money
1992	75	73	74	74	296	T28	11,875.00
<b>TOTAL</b>							<b>\$11,875.00</b>

## Flesch, Steve (71.92)

Year	1st	2nd	3rd	4th	Total	Finish	Money
2004	73	72	72	70	287	T15	89,166.67
2005	69	73	72	75	289	29	67,000.00
2008	72	70	71	74	287	T20	81,000.00
<b>TOTAL</b>							<b>\$237,166.67</b>

## Floyd, Raymond (72.14)

Year	1st	2nd	3rd	4th	Total	Finish	Money
1963	76	74	68	68	286	T11	1,462.50
1966	74	74	73	76	297	T22	1,750.00
1969	75	77	80	78	310	28	2,000.00
1970	71	75	73	76	295	T25	2,175.00
1976	78	70	70	72	290	8	8,848.00
1977	67	76	75	72	290	T21	3,557.00
1978	73	70	74	69	286	T7	7,389.00
1979	71	74	75	74	294	T15	6,250.00
1980	66	73	72	72	283	T6	12,500.00
1981	69	67	69	70	275	2	35,000.00
1982	71	71	72	72	286	14	7,900.00
1983	68	72	72	69	281	2	48,000.00
1985	70	75	72	68	285	T7	15,133.34
1986	73	72	72	71	288	T21	7,800.00
1987	70	68	74	70	282	7	17,500.00
1993	71	72	73	73	289	T22	13,825.00
<b>TOTAL</b>							<b>\$191,089.84</b>

## Ford, Doug (72.30)

Year	1st	2nd	3rd	4th	Total	Finish	Money
1954	70	70	73	75	288	T5	1,375.00
1955	75	76	74	73	298	T8	1,240.00
1956	72	74	72	72	290	T7	1,260.00
1957	74	75	74	69	292	T9	1,270.00
1958	72	74	70	75	291	21	1,020.00
1960	70	73	69	67	279	T8	1,250.00
1961	67	69	74	73	283	5	2,100.00
1962	70	69	74	75	288	T10	1,650.00
1963	71	75	75	71	292	20	1,050.00
1964	67	75	74	75	291	T19	1,095.00
<b>TOTAL</b>							<b>\$13,310.00</b>

## Forsman, Dan (70.85)

Year	1st	2nd	3rd	4th	Total	Finish	Money
1986	72	69	76	70	287	T18	9,000.00
1987	76	72	66	73	287	T15	10,666.67
1991	72	71	71	71	285	T15	16,500.00
1993	68	71	69	71	279	T7	27,225.00
2003	69	71	69	70	279	T21	70,000.00
<b>TOTAL</b>							<b>\$133,391.67</b>

## Fought, John (72.25)

Year	1st	2nd	3rd	4th	Total	Finish	Money
1980	80	70	69	70	289	17	5,600.00
<b>TOTAL</b>							<b>\$5,600.00</b>

## Fowler, Rickie (69.74)

Year	1st	2nd	3rd	4th	Total	Finish	Money
2013	70	74	67		211	T6	212,500.00
2016	69	67	69	67	272	5	274,000.00
2018	69	71	68	70	278	T4	296,000.00
2020	68	71	74	69	282	T5	285,000.00
2024	70	67	75	70	282	56	52,000.00
<b>TOTAL</b>							<b>\$1,119,500.00</b>

## Franco, Carlos (71.92)

Year	1st	2nd	3rd	4th	Total	Finish	Money
2000	78	73	70	66	287	T6	100,500.00
2001	70	76	68	70	284	T19	60,000.00
2005	74	71	72	75	292	31	65,000.00
<b>TOTAL</b>							<b>\$225,500.00</b>

## Frazar, Harrison (69.25)

Year	1st	2nd	3rd	4th	Total	Finish	Money
2012	74	69	66	68	277	T5	245,000.00
<b>TOTAL</b>							<b>\$245,000.00</b>

## Frittelli, Dylan (74.25)

Year	1st	2nd	3rd	4th	Total	Finish	Money
2020	72	77	73	75	297	31	67,000.00
<b>TOTAL</b>							<b>\$67,000.00</b>

# Individual Player Records

## Frost, David (71.56)

Year	1st	2nd	3rd	4th	Total	Finish	Money
1989	72	70	72	68	282	T2	67,000.00
1990	69	68	75	76	288	T19	12,000.00
1991	71	74	72	76	293	25	12,750.00
1998	74	72	68	68	282	18	34,000.00
<b>TOTAL</b>							<b>\$125,750.00</b>

## Funk, Fred (72.30)

Year	1st	2nd	3rd	4th	Total	Finish	Money
1993	72	74	70	72	288	21	14,425.00
1996	70	73	72	69	284	16	21,750.00
1997	73	69	69		211	T11	30,600.00
1999	66	69	68	74	277	T5	94,900.00
2005	74	74	67	75	290	30	66,000.00
2006	76	82	78	76	312	26	74,000.00
2008	75	71	72	72	290	T25	72,000.00
<b>TOTAL</b>							<b>\$373,675.00</b>

## Funseth, Rod (74.42)

Year	1st	2nd	3rd	4th	Total	Finish	Money
1965	69	74	72	80	295	T16	1,375.00
1973	73	71	75	79	298	26	2,530.00
1979	77	74	73	76	300	24	4,000.00
<b>TOTAL</b>							<b>\$7,905.00</b>

## Furgol, Ed (73.33)

Year	1st	2nd	3rd	4th	Total	Finish	Money
1954	73	73	75	74	295	T15	1,000.00
1955	69	78	75	74	296	T5	1,326.67
1957	72	77	70	70	289	T6	1,326.66
<b>TOTAL</b>							<b>\$3,653.33</b>

## Furgol, Marty (74.63)

Year	1st	2nd	3rd	4th	Total	Finish	Money
1955	71	75	77	77	300	13	1,160.00
1959	73	80	70	74	297	T17	1,170.00
<b>TOTAL</b>							<b>\$2,330.00</b>

## Furyk, Jim (70.30)

Year	1st	2nd	3rd	4th	Total	Finish	Money
1996	74	68	72	74	288	T22	17,000.00
1997	67	68	75		210	T8	35,600.00
1999	68	69	68	75	280	9	76,700.00
2000	72	73	71	69	285	T4	127,500.00
2001	69	69	69	67	274	1	630,000.00
2002	67	72	73	65	277	4	196,000.00
2003	64	72	67	68	271	T6	155,000.00
2004	70	71	68	74	283	11	140,000.00
2006	72	72	72	72	288	3	420,000.00
2007	71	74	76	71	292	18	80,000.00
2008	74	70	66	68	278	T5	218,000.00
2011	68	68	72	70	278	T9	162,000.00
<b>TOTAL</b>							<b>\$2,257,800.00</b>

## Gainey, Tommy (70.33)

Year	1st	2nd	3rd	4th	Total	Finish	Money
2013	72	69	70		211	T6	212,500.00
<b>TOTAL</b>							<b>\$212,500.00</b>

## Gallagher, Jr., Jim (71.33)

Year	1st	2nd	3rd	4th	Total	Finish	Money
1991	77	72	74	69	292	T22	13,250.00
1994	73	69	73	70	285	T13	25,000.00
1996	71	67	70	71	279	T7	30,625.00
<b>TOTAL</b>							<b>\$68,875.00</b>

## Gamez, Robert (74.75)

Year	1st	2nd	3rd	4th	Total	Finish	Money
1991	75	78	68	76	297	30	11,500.00
2006	77	76	73	75	301	T17	94,000.00
<b>TOTAL</b>							<b>\$105,500.00</b>

## Garcia, Sergio (70.00)

Year	1st	2nd	3rd	4th	Total	Finish	Money
2002	73	69	68	64	274	1	720,000.00
2003	71	73	66	71	281	T25	61,250.00
2005	68	67	73	70	278	T10	145,000.00
2006	71	74	73	75	293	7	195,000.00
2021	67	71	67	69	274	T11	155,500.00
<b>TOTAL</b>							<b>\$1,276,750.00</b>

## Garnett, Brice (71.50)

Year	1st	2nd	3rd	4th	Total	Finish	Money
2019	73	72	73	68	286	T19	92,333.34
<b>TOTAL</b>							<b>\$92,333.34</b>

## Garrett, Bill (79.25)

Year	1st	2nd	3rd	4th	Total	Finish	Money
1971	79	76	79	83	317	T34	2,010.00
<b>TOTAL</b>							<b>\$2,010.00</b>

## Garrigus, Robert (67.00)

Year	1st	2nd	3rd	4th	Total	Finish	Money
2011	69	63	69	67	268	2	635,000.00
<b>TOTAL</b>							<b>\$635,000.00</b>

## Gay, Brian (70.38)

Year	1st	2nd	3rd	4th	Total	Finish	Money
2009	72	70	70	71	283	T18	77,666.67
2010	72	71	70	70	283	21	83,000.00
2014	70	76	65	70	281	T13	130,000.00
2021	70	67	71	71	279	T29	55,000.00
<b>TOTAL</b>							<b>\$345,666.67</b>

## Geiberger, Al (72.28)

Year	1st	2nd	3rd	4th	Total	Finish	Money
1963	77	78	70	73	298	26	1,000.00
1964	70	75	67	69	281	T2	6,000.00
1966	76	73	72	73	294	T14	2,300.00
1967	69	73	77	70	289	14	2,450.00
1975	67	67	70	73	277	1	40,000.00
1976	71	74	69	69	283	T3	14,625.00
1977	74	75	71	69	289	T16	4,347.60
1978	76	75	71	75	297	T26	2,791.67
1980	73	74	75	72	294	T26	3,500.00
<b>TOTAL</b>							<b>\$77,014.27</b>

## Geiberger, Brent (72.13)

Year	1st	2nd	3rd	4th	Total	Finish	Money
2000	73	73	67	76	289	T8	79,000.00
2005	72	73	71	72	288	28	68,000.00
<b>TOTAL</b>							<b>\$147,000.00</b>

## Gilbert, Gibby (72.50)

Year	1st	2nd	3rd	4th	Total	Finish	Money
1971	73	71	73	74	291	9	4,350.00
1977	74	74	70	71	289	T16	4,347.60
<b>TOTAL</b>							<b>\$8,697.60</b>

## Gilder, Bob (73.42)

Year	1st	2nd	3rd	4th	Total	Finish	Money
1976	75	74	72	75	296	18	5,348.00
1981	72	70	73	73	288	T14	6,750.00
1983	75	75	75	72	297	T21	5,750.00
<b>TOTAL</b>							<b>\$17,848.00</b>

## Glasson, Bill (71.10)

Year	1st	2nd	3rd	4th	Total	Finish	Money
1986	74	70	70	72	286	T15	10,666.66
1989	75	73	67	71	286	9	23,000.00
1990	72	73	71	71	287	T16	14,000.00
1993	67	75	70	72	284	14	19,225.00
1995	70	69	73	67	279	3	68,000.00
<b>TOTAL</b>							<b>\$134,891.66</b>

## Glover, Lucas (70.25)

Year	1st	2nd	3rd	4th	Total	Finish	Money
2006	74	73	70	74	291	6	217,000.00
2010	66	65	71	76	278	T14	130,000.00
2022	74	69	70	69	282	T35	103,500.00
2024	72	66	68	67	273	T29	140,500.00
<b>TOTAL</b>							<b>\$591,000.00</b>

# Individual Player Records

## Glover, Randy (69.75)

Year	1st	2nd	3rd	4th	Total	Finish	Money
1968	70	71	70	68	279	3	12,000.00
<b>TOTAL</b>							<b>\$12,000.00</b>

## Goalby, Bob (72.75)

Year	1st	2nd	3rd	4th	Total	Finish	Money
1959	72	74	73	77	296	T15	1,210.00
1961	76	72	76	75	299	25	1,040.00
1963	73	68	68	72	281	T4	2,900.00
1967	69	71	77	73	290	15	2,350.00
1968	70	70	66	75	281	T4	9,175.00
1970	72	74	69	74	289	T13	3,175.00
1971	77	75	75	75	302	27	2,175.00
1972	75	70	71	74	290	T12	4,500.00
<b>TOTAL</b>							<b>\$26,525.00</b>

## Gogel, Matt (71.50)

Year	1st	2nd	3rd	4th	Total	Finish	Money
2003	69	75	73	69	286	35	52,000.00
<b>TOTAL</b>							<b>\$52,000.00</b>

## Gómez, Fabián (69.63)

Year	1st	2nd	3rd	4th	Total	Finish	Money
2016	68	66	70	71	275	T6	202,333.33
2017	70	68	71	73	282	20	88,000.00
<b>TOTAL</b>							<b>\$290,333.33</b>

## Gonzalez, Ernie (73.50)

Year	1st	2nd	3rd	4th	Total	Finish	Money
1987	74	71	74	75	294	T24	8,525.00
<b>TOTAL</b>							<b>\$8,525.00</b>

## Gooch, Talor (68.00)

Year	1st	2nd	3rd	4th	Total	Finish	Money
2022	68	70	67	67	272	T15	132,500.00
<b>TOTAL</b>							<b>\$132,500.00</b>

## Goosen, Retief (69.30)

Year	1st	2nd	3rd	4th	Total	Finish	Money
2002	69	71	77	67	284	T14	83,500.00
2003	70	65	66	69	270	T4	224,000.00
2004	70	70	64	73	277	T4	275,000.00
2005	71	67	69	73	280	T13	110,000.00
2010	70	69	67	69	275	T6	208,333.33
<b>TOTAL</b>							<b>\$900,833.33</b>

## Gore, Jason (80.00)

Year	1st	2nd	3rd	4th	Total	Finish	Money
2006	80	80	81	79	320	28	70,000.00
<b>TOTAL</b>							<b>\$70,000.00</b>

## Gossett, David (74.00)

Year	1st	2nd	3rd	4th	Total	Finish	Money
2002	74	78	72	72	296	29	54,000.00
<b>TOTAL</b>							<b>\$54,000.00</b>

## Goydos, Paul (71.71)

Year	1st	2nd	3rd	4th	Total	Finish	Money
1997	67	71	70		208	T4	52,800.00
2008	81	73	67	73	294	30	66,000.00
<b>TOTAL</b>							<b>\$118,800.00</b>

## Grace, Branden (71.50)

Year	1st	2nd	3rd	4th	Total	Finish	Money
2017	73	74	71	75	293	32	61,000.00
2022	69	69	74	67	279	T33	105,500.00
<b>TOTAL</b>							<b>\$166,500.00</b>

## Grady, Wayne (70.00)

Year	1st	2nd	3rd	4th	Total	Finish	Money
1990	69	68	72	69	278	4	36,800.00
1991	69	72	72	69	282	T9	21,275.00
<b>TOTAL</b>							<b>\$58,075.00</b>

## Graham, David (71.46)

Year	1st	2nd	3rd	4th	Total	Finish	Money
1973	70	76	75	72	293	T19	3,646.50
1977	71	72	70	72	285	7	7,514.99
1980	72	70	70	74	286	T11	7,812.50
1981	73	69	71	72	285	10	9,500.00
1982	70	72	70	71	283	T2	26,162.50
1984	64	77	68	74	283	4	20,300.00
<b>TOTAL</b>							<b>\$74,936.49</b>

## Graham, Lou (72.81)

Year	1st	2nd	3rd	4th	Total	Finish	Money
1968	72	78	73	68	291	T19	2,616.67
1973	75	77	75	73	300	T29	2,094.50
1976	73	69	76	74	292	T10	7,273.00
1980	66	67	77	72	282	5	15,000.00
<b>TOTAL</b>							<b>\$26,984.17</b>

## Green, Hubert (73.00)

Year	1st	2nd	3rd	4th	Total	Finish	Money
1972	68	76	74	72	290	T12	4,500.00
1974	73	72	66	74	285	T5	8,133.33
1975	71	80	71	71	293	19	3,783.00
1976	69	71	73	69	282	2	27,000.00
1978	73	74	70	76	293	T21	3,694.33
1979	73	71	73	74	291	T10	8,750.00
1980	75	70	76	69	290	T18	4,916.67
1982	73	75	75	76	299	31	3,650.00
1985	73	73	70	75	291	T18	6,666.67
1986	75	73	80	78	306	31	6,000.00
<b>TOTAL</b>							<b>\$77,094.00</b>

## Green, Ken (72.69)

Year	1st	2nd	3rd	4th	Total	Finish	Money
1986	76	70	68	74	288	T21	7,800.00
1987	71	74	71	75	291	T24	8,525.00
1989	77	72	73	74	296	T29	10,000.00
1990	70	74	70	74	288	W/D	0.00
<b>TOTAL</b>							<b>\$26,325.00</b>

## Green, Nathan (71.50)

Year	1st	2nd	3rd	4th	Total	Finish	Money
2010	67	70	77	72	286	22	81,000.00
<b>TOTAL</b>							<b>\$81,000.00</b>

## Greene, Bert (73.50)

Year	1st	2nd	3rd	4th	Total	Finish	Money
1974	74	73	72	75	294	T20	3,900.00
<b>TOTAL</b>							<b>\$3,900.00</b>

## Gribble, Cody (70.00)

Year	1st	2nd	3rd	4th	Total	Finish	Money
2017	69	72	69	70	280	T14	122,000.00
<b>TOTAL</b>							<b>\$122,000.00</b>

## Griffin, Lanto (70.13)

Year	1st	2nd	3rd	4th	Total	Finish	Money
2020	71	71	72	72	286	13	147,000.00
2021	71	68	69	67	275	T13	125,250.00
<b>TOTAL</b>							<b>\$272,250.00</b>

## Grillo, Emiliano (69.63)

Year	1st	2nd	3rd	4th	Total	Finish	Money
2016	71	73	70	66	280	T18	90,000.00
2024	66	68	72	71	277	T43	76,000.00
<b>TOTAL</b>							<b>\$166,000.00</b>

## Groh, Gary (73.50)

Year	1st	2nd	3rd	4th	Total	Finish	Money
1975	75	73	70	76	294	T20	3,512.50
<b>TOTAL</b>							<b>\$3,512.50</b>

## Haas, Bill (71.00)

Year	1st	2nd	3rd	4th	Total	Finish	Money
2011	68	70	69	69	276	8	182,000.00
2012	73	73	70	69	285	20	84,000.00
2013	71	75	75		221	T23	73,000.00
2014	71	73	69	74	287	T24	71,500.00
2016	71	69	70	70	280	T18	90,000.00
<b>TOTAL</b>							<b>\$500,500.00</b>

# Individual Player Records

## Haas, Jay (71.59)

Year	1st	2nd	3rd	4th	Total	Finish	Money
1978	75	73	74	71	293	T21	3,694.34
1982	73	73	70	74	290	T20	4,775.00
1983	70	70	69	73	282	3	32,000.00
1988	72	71	72		215	T26	6,100.00
1989	75	67	72	68	282	T2	67,000.00
1993	72	75	73	71	291	T25	12,625.00
1994	71	71	69	69	280	T4	46,625.00
<b>TOTAL</b>							<b>\$172,819.34</b>

## Hadley, Chesson (70.25)

Year	1st	2nd	3rd	4th	Total	Finish	Money
2015	70	73	68	70	281	T20	80,000.00
<b>TOTAL</b>							<b>\$80,000.00</b>

## Hadwin, Adam (70.50)

Year	1st	2nd	3rd	4th	Total	Finish	Money
2018	73	75	74	72	294	32	62,000.00
2024	70	66	70	64	270	T14	320,250.00
<b>TOTAL</b>							<b>\$382,250.00</b>

## Hahn, James (72.38)

Year	1st	2nd	3rd	4th	Total	Finish	Money
2016	76	76	74	69	295	T31	59,500.00
2017	74	70	68	72	284	T22	78,500.00
<b>TOTAL</b>							<b>\$138,000.00</b>

## Hallberg, Gary (72.00)

Year	1st	2nd	3rd	4th	Total	Finish	Money
1983	72	70	68	78	288	T12	10,000.00
1988	72	73	74		219	T35	5,250.00
1993	70	71	69	75	285	T15	17,625.00
<b>TOTAL</b>							<b>\$32,875.00</b>

## Haldorson, Dan (71.75)

Year	1st	2nd	3rd	4th	Total	Finish	Money
1981	69	73	72	73	287	13	7,500.00
<b>TOTAL</b>							<b>\$7,500.00</b>

## Hamilton, Todd (71.75)

Year	1st	2nd	3rd	4th	Total	Finish	Money
2005	72	72	72	71	287	T26	70,000.00
<b>TOTAL</b>							<b>\$70,000.00</b>

## Hammer, Laurie (74.00)

Year	1st	2nd	3rd	4th	Total	Finish	Money
1968	78	73	77	68	296	T22	2,350.00
<b>TOTAL</b>							<b>\$2,350.00</b>

## Hammond, Donnie (71.38)

Year	1st	2nd	3rd	4th	Total	Finish	Money
1987	70	71	71	71	283	T8	15,566.67
1990	72	73	75	68	288	T19	12,000.00
<b>TOTAL</b>							<b>\$27,566.67</b>

## Hancock, Phillip (78.25)

Year	1st	2nd	3rd	4th	Total	Finish	Money
1981	82	74	78	79	313	29	3,400.00
<b>TOTAL</b>							<b>\$3,400.00</b>

## Harbert, Chick (74.50)

Year	1st	2nd	3rd	4th	Total	Finish	Money
1955	69	74	80	75	298	T8	1,240.00
<b>TOTAL</b>							<b>\$1,240.00</b>

## Hardy, Nick (69.75)

Year	1st	2nd	3rd	4th	Total	Finish	Money
2024	71	67	75	66	279	T47	62,000.00
<b>TOTAL</b>							<b>\$62,000.00</b>

## Harman, Brian (68.63)

Year	1st	2nd	3rd	4th	Total	Finish	Money
2015	70	70	75	65	280	T17	90,333.34
2018	68	68	69	72	277	3	461,000.00
2023	68	69	67	70	274	T16	241,000.00
2024	67	66	70	64	267	T5	690,500.00
<b>TOTAL</b>							<b>\$1,482,833.34</b>

## Harney, Paul (72.94)

Year	1st	2nd	3rd	4th	Total	Finish	Money
1958	75	71	67	72	285	T11	1,220.00
1959	71	73	80	76	300	T19	1,120.00
1964	72	71	70	69	282	T4	3,020.00
1965	70	82			152	W/D	1,012.50
1972	74	77	69	74	294	17	3,600.00
<b>TOTAL</b>							<b>\$9,972.50</b>

## Harper, Chandler (73.25)

Year	1st	2nd	3rd	4th	Total	Finish	Money
1953	70	70	71	70	281	2	5,000.00
1954	69	74	74	75	292	T11	1,000.00
1956	74	78	79	75	306	19	1,040.00
<b>TOTAL</b>							<b>\$7,040.00</b>

## Harrington, Pdraig (68.75)

Year	1st	2nd	3rd	4th	Total	Finish	Money
2016	70	68	70	67	275	T6	202,333.34
<b>TOTAL</b>							<b>\$202,333.34</b>

## Harris, Labron (76.50)

Year	1st	2nd	3rd	4th	Total	Finish	Money
1972	76	81	73	76	306	26	2,600.00
<b>TOTAL</b>							<b>\$2,600.00</b>

## Harrison, E. (73.06)

Year	1st	2nd	3rd	4th	Total	Finish	Money
1953	73	72	73	72	290	T12	1,000.00
1954	70	73	81	70	294	14	1,000.00
1957	80	73	75	75	303	19	1,080.00
1958	70	70	72	70	282	T6	1,310.00
<b>TOTAL</b>							<b>\$4,390.00</b>

## Hart, Dick (74.00)

Year	1st	2nd	3rd	4th	Total	Finish	Money
1965	71	74	73	78	296	18	1,300.00
<b>TOTAL</b>							<b>\$1,300.00</b>

## Hart, Dudley (71.43)

Year	1st	2nd	3rd	4th	Total	Finish	Money
1997	71	73	72		216	T27	17,316.00
2001	70	77	69	68	284	T19	60,000.00
<b>TOTAL</b>							<b>\$77,316.00</b>

## Hatalsky, Morris (72.69)

Year	1st	2nd	3rd	4th	Total	Finish	Money
1982	74	74	72	71	291	T24	4,300.00
1984	71	74	74	74	293	T24	4,750.00
1989	74	74	70	67	285	T6	26,500.00
1991	74	74	71	75	294	T26	12,118.75
<b>TOTAL</b>							<b>\$47,668.75</b>

## Hatton, Tyrrell (67.50)

Year	1st	2nd	3rd	4th	Total	Finish	Money
2024	69	62	72	67	270	T14	320,250.00
<b>TOTAL</b>							<b>\$320,250.00</b>

## Hawkins, Fred (73.25)

Year	1st	2nd	3rd	4th	Total	Finish	Money
1957	73	76	72	72	293	T11	1,220.00
<b>TOTAL</b>							<b>\$1,220.00</b>

## Hayes, J.P. (70.25)

Year	1st	2nd	3rd	4th	Total	Finish	Money
1999	70	71	70	72	283	12	66,950.00
2003	72	67	70	70	279	T21	70,000.00
<b>TOTAL</b>							<b>\$136,950.00</b>

## Hayes, Mark (71.75)

Year	1st	2nd	3rd	4th	Total	Finish	Money
1977	70	72	69	76	287	T10	5,929.66
<b>TOTAL</b>							<b>\$5,929.66</b>

## Heard, Jerry (73.50)

Year	1st	2nd	3rd	4th	Total	Finish	Money
1972	70	70	72	72	284	T4	7,150.00
1973	71	77	72	74	294	21	3,380.00
1974	71	71	72	71	285	T5	8,133.33
1979	79	76	83	75	313	28	3,500.00
<b>TOTAL</b>							<b>\$22,163.33</b>



# Individual Player Records

## Hebert, Jay (70.81)

Year	1st	2nd	3rd	4th	Total	Finish	Money
1957	83	70	73	68	294	14	1,180.00
1960	68	68	68	68	272	2	5,000.00
1961	66	67	78	73	284	T6	1,760.00
1962	71	76	68	68	283	5	2,900.00
<b>TOTAL</b>							<b>\$10,840.00</b>

## Hebert, Lionel (73.44)

Year	1st	2nd	3rd	4th	Total	Finish	Money
1958	72	71	73	71	287	T14	1,140.00
1961	75	73	72	81	301	26	1,000.00
1963	71	76	74	70	291	19	1,100.00
1966	74	70	72	80	296	21	1,900.00
<b>TOTAL</b>							<b>\$5,140.00</b>

## Heinen, Mike (73.25)

Year	1st	2nd	3rd	4th	Total	Finish	Money
1995	72	75	71	75	293	T24	16,000.00
<b>TOTAL</b>							<b>\$16,000.00</b>

## Henke, Nolan (72.17)

Year	1st	2nd	3rd	4th	Total	Finish	Money
1991	72	72	70	68	282	T9	21,275.00
1992	74	71	75	77	297	T30	11,500.00
1994	69	74	71	73	287	T17	21,500.00
<b>TOTAL</b>							<b>\$54,275.00</b>

## Henley, Russell (70.30)

Year	1st	2nd	3rd	4th	Total	Finish	Money
2014	72	72	70	75	289	27	66,000.00
2015	65	70	70	67	272	T3	332,666.67
2018	74	69	72	69	284	T17	99,333.34
2023	69	70	71	70	280	T30	208,500.00
2024	69	72	72	68	281	T52	54,500.00
<b>TOTAL</b>							<b>\$761,000.01</b>

## Henning, Harold (75.38)

Year	1st	2nd	3rd	4th	Total	Finish	Money
1967	72	70	76	75	293	T21	1,850.00
1971	77	73	79	81	310	T32	2,050.00
<b>TOTAL</b>							<b>\$3,900.00</b>

## Henninger, Brian (75.00)

Year	1st	2nd	3rd	4th	Total	Finish	Money
1995	75	74	70	78	297	T26	15,375.00
2000	77	78	75	73	303	T27	46,250.00
<b>TOTAL</b>							<b>\$61,625.00</b>

## Henry, Bunky (76.00)

Year	1st	2nd	3rd	4th	Total	Finish	Money
1969	77	74	76	77	304	T23	2,275.00
<b>TOTAL</b>							<b>\$2,275.00</b>

## Henry, J.J. (72.45)

Year	1st	2nd	3rd	4th	Total	Finish	Money
2007	74	73	68	71	286	T8	170,000.00
2013	71	74	71		216	T13	120,400.00
2016	77	74	73	71	295	T31	59,500.00
<b>TOTAL</b>							<b>\$349,900.00</b>

## Hensby, Mark (70.75)

Year	1st	2nd	3rd	4th	Total	Finish	Money
2005	70	73	71	69	283	T19	83,000.00
<b>TOTAL</b>							<b>\$83,000.00</b>

## Herbert, Lucas (71.00)

Year	1st	2nd	3rd	4th	Total	Finish	Money
2022	69	73	68	74	284	37	102,000.00
<b>TOTAL</b>							<b>\$102,000.00</b>

## Herman, Jim (71.50)

Year	1st	2nd	3rd	4th	Total	Finish	Money
2017	67	71	72	69	279	T12	147,000.00
2020	73	73	69	78	293	T27	71,000.00
<b>TOTAL</b>							<b>\$218,000.00</b>

## Herron, Tim (72.87)

Year	1st	2nd	3rd	4th	Total	Finish	Money
1997	73	72	68		213	T17	22,260.00
1998	74	75	68	73	290	29	25,245.00
2000	74	71	75	77	297	T23	51,000.00
2007	75	72	72	74	293	T19	71,333.33
<b>TOTAL</b>							<b>\$169,838.33</b>

## Higgo, Garrick (69.00)

Year	1st	2nd	3rd	4th	Total	Finish	Money
2022	68	69	69	70	276	T25	113,000.00
<b>TOTAL</b>							<b>\$113,000.00</b>

## Hill, Dave (73.34)

Year	1st	2nd	3rd	4th	Total	Finish	Money
1961	76	71	69	75	291	16	1,400.00
1962	73	77	71	70	291	T18	1,125.00
1964	75	74	77	77	303	29	1,000.00
1968	77	73	78	72	300	24	2,200.00
1970	72	76	74	72	294	T22	2,300.00
1971	72	76	71	73	292	10	4,050.00
1972	71	71	70	72	284	T4	7,150.00
1974	70	72	73	72	287	T9	6,200.00
1975	70	77	71	74	292	T17	4,053.50
1976	73	75	75	68	291	9	8,398.00
1977	71	78	75	78	302	31	2,272.00
<b>TOTAL</b>							<b>\$40,148.50</b>

## Hill, Mike (73.08)

Year	1st	2nd	3rd	4th	Total	Finish	Money
1970	73	75	72	71	291	19	2,500.00
1973	75	75	71	70	291	T14	4,535.50
1978	73	74	75	73	295	T24	3,180.50
<b>TOTAL</b>							<b>\$10,216.00</b>

## Hinkle, Lon (75.00)

Year	1st	2nd	3rd	4th	Total	Finish	Money
1979	75	70	73	73	291	T10	8,750.00
1980	76	75	79	79	309	30	3,200.00
<b>TOTAL</b>							<b>\$11,950.00</b>

## Hinson, Larry (72.50)

Year	1st	2nd	3rd	4th	Total	Finish	Money
1970	71	73	75	71	290	T15	2,762.50
<b>TOTAL</b>							<b>\$2,762.50</b>

## Hiskey, Babe (73.75)

Year	1st	2nd	3rd	4th	Total	Finish	Money
1966	75	76	69	72	292	T12	2,600.00
1971	77	76	72	73	298	21	2,400.00
<b>TOTAL</b>							<b>\$5,000.00</b>

## Hjertstedt, Gabriel (72.25)

Year	1st	2nd	3rd	4th	Total	Finish	Money
1998	69	68	69	71	277	T6	55,462.50
2000	78	74	73	76	301	26	47,000.00
<b>TOTAL</b>							<b>\$102,462.50</b>

## Hoch, Scott (71.41)

Year	1st	2nd	3rd	4th	Total	Finish	Money
1981	74	67	76	72	289	T16	5,800.00
1983	76	71	76	74	297	T21	5,750.00
1985	74	77	73	70	294	24	5,200.00
1990	69	68	71	71	279	T5	29,750.00
1995	74	67	73	69	283	11	26,750.00
1996	69	69	70	66	274	T2	88,000.00
1997	75	69	71		215	T24	18,160.00
1998	70	70	69	75	284	T19	31,450.00
2002	72	75	73	70	290	T22	64,000.00
2004	68	71	69	72	280	8	170,000.00
<b>TOTAL</b>							<b>\$444,860.00</b>

## Hodges, Lee (70.75)

Year	1st	2nd	3rd	4th	Total	Finish	Money
2024	72	65	77	69	283	57	51,000.00
<b>TOTAL</b>							<b>\$51,000.00</b>

# Individual Player Records

## Hoffman, Charley (70.75)

Year	1st	2nd	3rd	4th	Total	Finish	Money
2008	75	72	70	70	287	T20	81,000.00
2011	68	75	67	75	285	T25	62,000.00
2015	70	66	73	70	279	T14	110,000.00
2017	71	70	71	69	281	T17	98,333.33
<b>TOTAL</b>							<b>\$351,333.33</b>

## Hoge, Tom (68.00)

Year	1st	2nd	3rd	4th	Total	Finish	Money
2023	66	71	68	64	269	T3	840,000.00
2024	67	69	71	68	275	T38	96,000.00
<b>TOTAL</b>							<b>\$936,000.00</b>

## Holguin, Tony (72.25)

Year	1st	2nd	3rd	4th	Total	Finish	Money
1953	75	70	70	74	289	T10	1,000.00
<b>TOTAL</b>							<b>\$1,000.00</b>

## Holmes, J.B. (72.00)

Year	1st	2nd	3rd	4th	Total	Finish	Money
2007	73	68	71	72	284	T4	260,000.00
2009	74	75	72	67	288	T29	57,500.00
2015	69	71	73	76	289	33	55,000.00
2016	67	76	68	72	283	T24	70,000.00
2020	78	71	76	71	296	30	68,000.00
<b>TOTAL</b>							<b>\$510,500.00</b>

## Holscher, Bud (74.50)

Year	1st	2nd	3rd	4th	Total	Finish	Money
1955	73	72	76	77	298	T8	1,240.00
<b>TOTAL</b>							<b>\$1,240.00</b>

## Homa, Max (68.94)

Year	1st	2nd	3rd	4th	Total	Finish	Money
2020	75	72	71	74	292	T25	75,000.00
2022	72	67	65	68	272	T15	132,500.00
2023	70	70	63	66	269	T3	840,000.00
2024	67	69	68	66	270	T14	320,250.00
<b>TOTAL</b>							<b>\$1,367,750.00</b>

## Horschel, Billy (70.18)

Year	1st	2nd	3rd	4th	Total	Finish	Money
2014	72	72	68	66	278	T6	198,750.00
2015	72	70	70	70	282	T22	70,666.67
2018	70	71	70	71	282	T11	148,000.00
2019	72	75	71	72	290	T25	74,000.00
2021	71	66	66	75	278	T24	63,200.00
2022	72	67	70	66	275	T23	115,500.00
2023	76	71	64	69	280	T30	208,500.00
<b>TOTAL</b>							<b>\$878,616.67</b>

## Hovland, Viktor (69.06)

Year	1st	2nd	3rd	4th	Total	Finish	Money
2021	69	68	68	76	281	T31	49,000.00
2022	69	69	73	67	278	T30	108,000.00
2023	67	72	70	66	275	T18	229,000.00
2024	65	67	72	67	271	T22	220,000.00
<b>TOTAL</b>							<b>\$606,000.00</b>

## Howell III, Charles (69.75)

Year	1st	2nd	3rd	4th	Total	Finish	Money
2003	73	66	67	70	276	16	82,000.00
2008	74	70	68	67	279	T8	175,000.00
2019	74	70	69	69	282	T14	132,000.00
<b>TOTAL</b>							<b>\$389,000.00</b>

## Hughes, Mackenzie (70.13)

Year	1st	2nd	3rd	4th	Total	Finish	Money
2017	73	72	73	68	286	T25	70,000.00
2021	73	71	72	72	288	T41	36,500.00
2023	66	74	71	65	276	T21	220,000.00
2024	68	70	70	64	272	T25	170,750.00
<b>TOTAL</b>							<b>\$497,250.00</b>

## Huh, John (72.67)

Year	1st	2nd	3rd	4th	Total	Finish	Money
2013	73	71	74		218	T18	87,600.00
<b>TOTAL</b>							<b>\$87,600.00</b>

## Hulbert, Mike (72.17)

Year	1st	2nd	3rd	4th	Total	Finish	Money
1987	74	75	72	70	291	21	9,400.00
1990	72	68	73	68	281	T7	24,666.67
1992	77	70	73	74	294	27	12,225.00
<b>TOTAL</b>							<b>\$46,291.67</b>

## Hurley III, Billy (72.75)

Year	1st	2nd	3rd	4th	Total	Finish	Money
2017	74	73	72	72	291	29	64,000.00
<b>TOTAL</b>							<b>\$64,000.00</b>

## Huston, John (70.96)

Year	1st	2nd	3rd	4th	Total	Finish	Money
1991	70	67	73	73	283	T13	18,000.00
1993	70	73	68	70	281	9	24,825.00
1995	67	66	72	77	282	T9	28,750.00
1999	71	71	73	72	287	T18	51,025.00
2001	74	67	69	67	277	5	140,000.00
2004	69	72	71	81	293	T26	70,000.00
<b>TOTAL</b>							<b>\$332,600.00</b>

## Im, Sungjae (67.44)

Year	1st	2nd	3rd	4th	Total	Finish	Money
2021	67	68	67	69	271	T5	280,500.00
2022	67	67	65	69	268	T8	217,500.00
2023	66	72	65	70	273	T13	265,000.00
2024	65	66	73	63	267	T5	690,500.00
<b>TOTAL</b>							<b>\$1,453,500.00</b>

## Imada, Ryuji (70.75)

Year	1st	2nd	3rd	4th	Total	Finish	Money
2009	69	70	74	70	283	T18	77,666.66
<b>TOTAL</b>							<b>\$77,666.66</b>

## Immelman, Trevor (70.88)

Year	1st	2nd	3rd	4th	Total	Finish	Money
2007	71	68	72	72	283	3	410,000.00
2009	72	74	69	69	284	T21	71,000.00
<b>TOTAL</b>							<b>\$481,000.00</b>

## Inman, Joe (71.50)

Year	1st	2nd	3rd	4th	Total	Finish	Money
1977	69	73	71	73	286	T8	6,917.50
<b>TOTAL</b>							<b>\$6,917.50</b>

## Inman, John (73.00)

Year	1st	2nd	3rd	4th	Total	Finish	Money
1988	73	73	74		220	37	5,100.00
1994	71	70	76	74	291	23	19,000.00
<b>TOTAL</b>							<b>\$24,100.00</b>

## Irwin, Hale (72.38)

Year	1st	2nd	3rd	4th	Total	Finish	Money
1972	73	74	73	77	297	21	3,100.00
1974	72	71	71	74	288	T13	5,200.00
1975	70	73	71	70	284	T5	7,792.50
1976	72	76	71	74	293	T14	6,223.00
1978	71	74	72	72	289	T13	5,438.50
1980	72	73	76	73	294	T26	3,500.00
1981	77	71	74	72	294	T21	4,500.00
1982	69	74	70	74	287	15	7,400.00
1984	72	67	75	72	286	T9	11,500.00
1986	72	71	69	72	284	T11	15,000.00
1991	73	74	73	74	294	T26	12,118.75
1995	73	69	72	70	284	T12	24,750.00
<b>TOTAL</b>							<b>\$106,522.75</b>

## Ishii, David (72.00)

Year	1st	2nd	3rd	4th	Total	Finish	Money
1991	70	72	71	75	288	T18	15,000.00
<b>TOTAL</b>							<b>\$15,000.00</b>

## Iverson, Don (73.25)

Year	1st	2nd	3rd	4th	Total	Finish	Money
1976	76	70	73	74	293	T14	6,223.00
<b>TOTAL</b>							<b>\$6,223.00</b>

# Individual Player Records

## Jacklin, Tony (72.81)

Year	1st	2nd	3rd	4th	Total	Finish	Money
1968	74	70	69	70	283	T7	5,750.00
1970	69	68	67	76	280	T2	11,633.34
1971	77	75	75	74	301	T25	2,220.00
1972	78	70	75	78	301	25	2,700.00
<b>TOTAL</b>							<b>\$22,303.34</b>

## Jacobs, John (0.00)

Year	1st	2nd	3rd	4th	Total	Finish	Money
<b>TOTAL</b>							<b>\$0.00</b>

## Jacobs, Tommy (72.17)

Year	1st	2nd	3rd	4th	Total	Finish	Money
1959	72	76	69	76	293	T13	1,250.00
1962	78	69	68	76	291	T18	1,125.00
1964	70	75	68	69	282	T4	3,020.00
<b>TOTAL</b>							<b>\$5,395.00</b>

## Jacobsen, Peter (72.94)

Year	1st	2nd	3rd	4th	Total	Finish	Money
1981	71	71	76	76	294	T21	4,500.00
1985	73	72	72	75	292	T21	5,700.00
1991	71	76	71	76	294	T26	12,118.75
2004	70	71	73	73	287	T15	89,166.67
<b>TOTAL</b>							<b>\$111,485.42</b>

## Jaekel, Barry (75.75)

Year	1st	2nd	3rd	4th	Total	Finish	Money
1979	78	73	78	74	303	26	3,700.00
<b>TOTAL</b>							<b>\$3,700.00</b>

## Jamieson, Jim (71.25)

Year	1st	2nd	3rd	4th	Total	Finish	Money
1973	68	76	70	71	285	T5	6,921.40
<b>TOTAL</b>							<b>\$6,921.40</b>

## January, Don (72.13)

Year	1st	2nd	3rd	4th	Total	Finish	Money
1957	78	65	73	73	289	T6	1,326.67
1960	71	73	69	68	281	T11	1,190.00
1962	75	72	70	71	288	T10	1,650.00
1963	76	72	71	71	290	T17	1,175.00
1967	67	74	77	73	291	T16	2,200.00
1968	70	68	69	69	276	1	30,000.00
1969	71	78	73	72	294	T12	3,416.67
1970	78	78	75	77	308	31	2,000.00
1976	71	68	69	69	277	1	45,000.00
1977	77	74	71	69	291	T24	3,062.50
<b>TOTAL</b>							<b>\$91,020.84</b>

## Janzen, Lee (71.40)

Year	1st	2nd	3rd	4th	Total	Finish	Money
1993	76	72	74	72	294	28	12,225.00
1994	71	74	74	70	289	T20	20,250.00
1995	72	63	76	71	282	T9	28,750.00
1996	71	65	72	71	279	T7	30,625.00
1999	69	72	74	69	284	T13	63,050.00
<b>TOTAL</b>							<b>\$154,900.00</b>

## Jenkins, Tom (74.17)

Year	1st	2nd	3rd	4th	Total	Finish	Money
1974	73	74			147	CUT	0.00
1976	77	75	71	75	298	20	4,848.00
<b>TOTAL</b>							<b>\$4,848.00</b>

## Johnson, Dustin (69.14)

Year	1st	2nd	3rd	4th	Total	Finish	Money
2009	72	72	68	67	279	11	152,000.00
2010	67	71	72	69	279	T16	110,000.00
2011	71	66	73	68	278	T9	162,000.00
2013	69	66	68		203	1	1,140,000.00
2014	70	66	69	73	278	T6	198,750.00
2016	73	67	68	69	277	T10	148,000.00
2017	69	70	69	69	277	T6	210,000.00
2018	69	68	66	65	268	1	1,260,000.00
2019	67	74	69	67	277	T4	305,333.34
2020	72	71	71	69	283	T7	206,000.00
2021	71	65	69	69	274	T11	155,500.00
<b>TOTAL</b>							<b>\$4,047,583.34</b>

## Johnson, Howie (74.38)

Year	1st	2nd	3rd	4th	Total	Finish	Money
1958	72	75	68	74	289	18	1,080.00
1959	74	74	79	79	306	T25	1,010.00
<b>TOTAL</b>							<b>\$2,090.00</b>

## Johnson, Richard (71.00)

Year	1st	2nd	3rd	4th	Total	Finish	Money
2009	72	72	71	69	284	T21	71,000.00
<b>TOTAL</b>							<b>\$71,000.00</b>

## Johnson, Zach (70.31)

Year	1st	2nd	3rd	4th	Total	Finish	Money
2005	72	70	71	73	286	T23	75,000.00
2008	76	67	71	73	287	T20	81,000.00
2009	71	75	64	67	277	T6	189,250.00
2010	72	69	71	68	280	18	95,000.00
2011	71	73	69	71	284	T23	67,000.00
2013	74	72	72		218	T18	87,600.00
2014	67	66	74	66	273	1	1,140,000.00
2015	68	67	73	67	275	7	190,000.00
2016	75	69	70	67	281	T21	78,333.34
<b>TOTAL</b>							<b>\$2,003,183.34</b>

## Johnston, Al (73.50)

Year	1st	2nd	3rd	4th	Total	Finish	Money
1963	79	72	72	71	294	T22	1,000.00
<b>TOTAL</b>							<b>\$1,000.00</b>

## Johnston, Bill (72.88)

Year	1st	2nd	3rd	4th	Total	Finish	Money
1958	69	78	72	71	290	T19	1,050.00
1961	71	70	74	78	293	18	1,320.00
<b>TOTAL</b>							<b>\$2,370.00</b>

## Jones, Grier (72.38)

Year	1st	2nd	3rd	4th	Total	Finish	Money
1972	79	72	68	72	291	14	4,200.00
1973	69	75	73	71	288	T10	5,516.00
<b>TOTAL</b>							<b>\$9,716.00</b>

## Jones, Matt (67.25)

Year	1st	2nd	3rd	4th	Total	Finish	Money
2015	69	72	68	69	278	T11	140,000.00
2022	70	67	62	61	260	3	515,000.00
<b>TOTAL</b>							<b>\$655,000.00</b>

## Jones, Steve (70.67)

Year	1st	2nd	3rd	4th	Total	Finish	Money
1989	69	69	72	69	279	1	135,000.00
1990	72	72	70		214	W/D	0.00
1997	70	71	68		209	T6	41,700.00
1998	69	71	72	68	280	T13	38,675.00
1999	75	69	73	73	290	T22	43,550.00
<b>TOTAL</b>							<b>\$258,925.00</b>

## Kang, Sung (73.00)

Year	1st	2nd	3rd	4th	Total	Finish	Money
2020	72	73	73	74	292	T25	75,000.00
<b>TOTAL</b>							<b>\$75,000.00</b>

## Karl, Richie (75.50)

Year	1st	2nd	3rd	4th	Total	Finish	Money
1975	73	75	74	80	302	30	2,060.00
<b>TOTAL</b>							<b>\$2,060.00</b>

# Individual Player Records

## Kaufman, Smylie (69.50)

Year	1st	2nd	3rd	4th	Total	Finish	Money
2016	70	69	71	68	278	T15	108,666.67
<b>TOTAL</b>							<b>\$108,666.67</b>

## Kaye, Jonathan (69.50)

Year	1st	2nd	3rd	4th	Total	Finish	Money
2004	74	70	66	74	284	12	130,000.00
2005	68	67	66	71	272	2	600,000.00
<b>TOTAL</b>							<b>\$730,000.00</b>

## Kelly, Jerry (69.88)

Year	1st	2nd	3rd	4th	Total	Finish	Money
2003	65	70	67	70	272	T10	125,000.00
2010	69	70	74	74	287	T23	78,000.00
<b>TOTAL</b>							<b>\$203,000.00</b>

## Kim, Anthony (69.50)

Year	1st	2nd	3rd	4th	Total	Finish	Money
2009	71	68	68	67	274	T2	523,500.00
2011	69	71	74	68	282	T19	75,500.00
<b>TOTAL</b>							<b>\$599,000.00</b>

## Kim, Michael (74.00)

Year	1st	2nd	3rd	4th	Total	Finish	Money
2019	71	72	80	73	296	T32	63,500.00
<b>TOTAL</b>							<b>\$63,500.00</b>

## Kim, Si Woo (70.00)

Year	1st	2nd	3rd	4th	Total	Finish	Money
2017	75	70	69	78	292	T30	62,500.00
2018	69	71	72	69	281	10	174,000.00
2022	71	65	69	70	275	T23	115,500.00
2024	70	66	70	66	272	T25	170,750.00
<b>TOTAL</b>							<b>\$522,750.00</b>

## Kim, Tom (68.50)

Year	1st	2nd	3rd	4th	Total	Finish	Money
2023	65	69	68	68	270	T5	555,000.00
2024	68	70	74	66	278	T45	68,000.00
<b>TOTAL</b>							<b>\$623,000.00</b>

## Kirk, Chris (69.25)

Year	1st	2nd	3rd	4th	Total	Finish	Money
2012	75	66	70	67	278	T7	190,000.00
2014	66	75	68	73	282	T16	100,250.00
2015	68	76	73	62	279	T14	110,000.00
2016	70	71	70	72	283	T24	70,000.00
2024	67	65	66	65	263	1	3,600,000.00
<b>TOTAL</b>							<b>\$4,070,250.00</b>

## Kisner, Kevin (69.70)

Year	1st	2nd	3rd	4th	Total	Finish	Money
2016	69	65	71	71	276	9	178,000.00
2018	70	70	72	72	284	T17	99,333.33
2020	72	72	68	76	288	T14	127,333.33
2021	70	71	69	68	278	T24	63,200.00
2022	69	68	66	65	268	T8	217,500.00
<b>TOTAL</b>							<b>\$685,366.66</b>

## Kitayama, Kurt (68.25)

Year	1st	2nd	3rd	4th	Total	Finish	Money
2024	72	64	71	66	273	T29	140,500.00
<b>TOTAL</b>							<b>\$140,500.00</b>

## Kite, Tom (70.69)

Year	1st	2nd	3rd	4th	Total	Finish	Money
1977	74	68	70	76	288	T13	5,137.33
1979	76	69	68	72	285	7	12,000.00
1981	69	73	73	68	283	T6	12,000.00
1982	72	74	65	73	284	T6	12,840.00
1983	69	75	72	72	288	T12	10,000.00
1984	71	67	74	73	285	T6	15,666.67
1985	64	72	70	69	275	1	72,000.00
1986	69	66	73	75	283	10	16,500.00
1987	76	70	67	74	287	T15	10,666.67
1988	70	70	71	71	211	T11	10,620.00
1990	73	72	70	75	290	T22	11,100.00
1991	68	67	68	69	272	1	144,000.00
1992	73	72	70	74	289	T13	17,375.00
1993	69	71	69	64	273	2	86,400.00
1994	73	68	69	68	278	3	80,000.00
<b>TOTAL</b>							<b>\$516,305.67</b>

## Kizzire, Patton (70.25)

Year	1st	2nd	3rd	4th	Total	Finish	Money
2018	72	72	69	70	283	T15	118,000.00
2019	69	71	71	68	279	T8	191,000.00
<b>TOTAL</b>							<b>\$309,000.00</b>

## Knox, Kenny (72.18)

Year	1st	2nd	3rd	4th	Total	Finish	Money
1987	74	74	71	75	294	T24	8,525.00
1988	70	71	74	74	215	T26	6,100.00
1991	71	76	72	66	285	T15	16,500.00
<b>TOTAL</b>							<b>\$31,125.00</b>

## Knox, Russell (70.63)

Year	1st	2nd	3rd	4th	Total	Finish	Money
2016	71	72	69	72	284	27	66,000.00
2017	71	69	68	73	281	T17	98,333.33
<b>TOTAL</b>							<b>\$164,333.33</b>

## Knudson, George (72.88)

Year	1st	2nd	3rd	4th	Total	Finish	Money
1962	75	73	71	75	294	T21	1,000.00
1964	72	70	74	75	291	T19	1,095.00
1965	69	74	72	74	289	10	2,400.00
1968	73	72	70	75	290	T17	2,975.00
1971	70	76	71	76	293	T11	3,700.00
1973	74	70	72	76	292	T16	4,091.34
<b>TOTAL</b>							<b>\$15,261.34</b>

## Koch, Gary (72.44)

Year	1st	2nd	3rd	4th	Total	Finish	Money
1977	69	72	73	72	286	T8	6,917.50
1983	67	76	69	76	288	T12	10,000.00
1984	74	68	75	73	290	T17	6,066.67
1989	77	72	73	73	295	T25	10,600.00
<b>TOTAL</b>							<b>\$33,584.17</b>

## Kodaira, Satoshi (74.00)

Year	1st	2nd	3rd	4th	Total	Finish	Money
2019	77	76	73	70	296	T32	63,500.00
<b>TOTAL</b>							<b>\$63,500.00</b>

## Koepka, Brooks (71.31)

Year	1st	2nd	3rd	4th	Total	Finish	Money
2016	69	68	63	71	271	T3	381,000.00
2018	78	74	78	75	305	34	60,000.00
2019	76	70	73	69	288	24	78,000.00
2022	68	68	72	69	277	T28	110,500.00
<b>TOTAL</b>							<b>\$629,500.00</b>

## Kokrak, Jason (71.00)

Year	1st	2nd	3rd	4th	Total	Finish	Money
2021	71	66	70	76	283	T35	43,000.00
2022	72	70	72	71	285	38	101,000.00
<b>TOTAL</b>							<b>\$144,000.00</b>

## Kraft, Greg (72.00)

Year	1st	2nd	3rd	4th	Total	Finish	Money
2009	72	73	68	75	288	T29	57,500.00
<b>TOTAL</b>							<b>\$57,500.00</b>

# Individual Player Records

## Kratzert, Billy (72.58)

Year	1st	2nd	3rd	4th	Total	Finish	Money
1978	70	67	75	72	284	T4	9,527.00
1981	72	74	74	79	299	T25	3,750.00
1985	72	71	73	72	288	T12	9,725.00
<b>TOTAL</b>							<b>\$23,002.00</b>

## Kroll, Ted (73.05)

Year	1st	2nd	3rd	4th	Total	Finish	Money
1953	71	70	70	79	290	T12	1,000.00
1954	68	73	78	74	293	13	1,000.00
1956	72	73	73	71	289	T4	1,400.00
1957	79	75	83	71	308	23	1,000.00
1963	72	71	69	69	281	T4	2,900.00
<b>TOTAL</b>							<b>\$7,300.00</b>

## Kuchar, Matt (70.13)

Year	1st	2nd	3rd	4th	Total	Finish	Money
2003	70	70	73	68	281	T25	61,250.00
2010	67	68	71	67	273	3	426,000.00
2011	69	70	66	69	274	T6	201,500.00
2013	74	71	69		214	T9	175,000.00
2014	68	68	75	67	278	T6	198,750.00
2015	68	70	74	68	280	T17	90,333.33
2019	72	73	72	69	286	T19	92,333.33
2020	68	74	71	75	288	T14	127,333.33
<b>TOTAL</b>							<b>\$1,372,499.99</b>

## Laird, Martin (69.06)

Year	1st	2nd	3rd	4th	Total	Finish	Money
2010	67	68	69	70	274	T4	300,000.00
2012	68	70	67	67	272	2	650,000.00
2014	71	72	70	70	283	20	87,000.00
2021	69	69	68	70	276	T17	92,000.00
<b>TOTAL</b>							<b>\$1,129,000.00</b>

## Lamely, Derek (74.00)

Year	1st	2nd	3rd	4th	Total	Finish	Money
2011	72	76	78	70	296	32	55,000.00
<b>TOTAL</b>							<b>\$55,000.00</b>

## Lancaster, Neal (73.00)

Year	1st	2nd	3rd	4th	Total	Finish	Money
1995	72	75	70	75	292	23	16,750.00
<b>TOTAL</b>							<b>\$16,750.00</b>

## Landry, Andrew (71.75)

Year	1st	2nd	3rd	4th	Total	Finish	Money
2019	69	75	71	72	287	T22	82,500.00
2021	70	71	76	70	287	T38	39,000.00
<b>TOTAL</b>							<b>\$121,500.00</b>

## Langer, Bernhard (70.88)

Year	1st	2nd	3rd	4th	Total	Finish	Money
1985	76	66	72	74	288	T12	9,725.00
1986	69	69	71	70	279	T4	25,000.00
<b>TOTAL</b>							<b>\$34,725.00</b>

## Lashley, Nate (72.50)

Year	1st	2nd	3rd	4th	Total	Finish	Money
2020	71	71	71	77	290	T19	90,500.00
<b>TOTAL</b>							<b>\$90,500.00</b>

## Lawrie, Paul (72.25)

Year	1st	2nd	3rd	4th	Total	Finish	Money
2000	76	73	68	72	289	T8	79,000.00
<b>TOTAL</b>							<b>\$79,000.00</b>

## Lee, Danny (69.50)

Year	1st	2nd	3rd	4th	Total	Finish	Money
2016	67	68	71	72	278	T15	108,666.67
<b>TOTAL</b>							<b>\$108,666.67</b>

## Lee, K.H. (68.75)

Year	1st	2nd	3rd	4th	Total	Finish	Money
2022	72	71	69	67	279	T33	105,500.00
2023	68	69	67	67	271	T7	368,750.00
<b>TOTAL</b>							<b>\$474,250.00</b>

## Leggatt, Ian (70.50)

Year	1st	2nd	3rd	4th	Total	Finish	Money
2003	69	67	79	67	282	T29	56,500.00
<b>TOTAL</b>							<b>\$56,500.00</b>

## Lehman, Tom (70.27)

Year	1st	2nd	3rd	4th	Total	Finish	Money
1995	75	68	72	66	281	T5	35,250.00
1996	71	69	72	70	282	T12	24,750.00
1997	66	67	69		202	2	129,600.00
2001	74	73	71	71	289	T26	51,500.00
<b>TOTAL</b>							<b>\$241,100.00</b>

## Leishman, Marc (69.68)

Year	1st	2nd	3rd	4th	Total	Finish	Money
2013	75	75	71		221	T23	73,000.00
2018	67	69	76	67	279	T7	204,000.00
2019	68	70	68	71	277	T4	305,333.33
2021	69	69	71	69	278	T24	63,200.00
2022	69	67	65	68	269	T10	188,000.00
<b>TOTAL</b>							<b>\$833,533.33</b>

## Lema, Tony (72.75)

Year	1st	2nd	3rd	4th	Total	Finish	Money
1963	72	69	71	66	278	T2	5,300.00
1964	77	80	70	68	295	T24	1,045.00
1965	73	71	73	77	294	15	1,500.00
1966	77	75	69	76	297	T22	1,750.00
<b>TOTAL</b>							<b>\$9,595.00</b>

## Leonard, Justin (70.69)

Year	1st	2nd	3rd	4th	Total	Finish	Money
1997	69	71	74		214	T22	19,560.00
1998	73	73	69	71	286	T25	26,562.50
1999	68	72	68	69	277	T5	94,900.00
2001	67	73	69	71	280	T8	99,000.00
2002	70	72	75	71	288	T18	73,000.00
2003	71	68	71	68	278	T19	75,000.00
2004	68	73	71	73	285	T13	115,000.00
2006	72	78	72	72	294	8	185,000.00
2008	73	68	69	69	279	T8	175,000.00
2009	74	67	65	70	276	5	261,000.00
<b>TOTAL</b>							<b>\$1,124,022.50</b>

## Leonard, Stan (70.67)

Year	1st	2nd	3rd	4th	Total	Finish	Money
1958	69	69	69	68	275	1	10,000.00
1959	71	73	70	75	289	T4	1,606.66
1961	69	67	74	74	284	T6	1,760.00
<b>TOTAL</b>							<b>\$13,366.66</b>

## Levi, Wayne (71.97)

Year	1st	2nd	3rd	4th	Total	Finish	Money
1980	74	74	70	73	291	21	4,400.00
1981	75	73	77	76	301	28	3,500.00
1982	71	72	71	70	284	T6	12,840.00
1983	72	69	74	70	285	8	15,000.00
1984	74	68	72	72	286	T9	11,500.00
1985	69	72	73	74	288	T12	9,725.00
1986	70	72	73	77	292	25	7,200.00
1991	70	71	69	66	276	T3	41,600.00
<b>TOTAL</b>							<b>\$105,765.00</b>

## Lewis, J.L. (73.88)

Year	1st	2nd	3rd	4th	Total	Finish	Money
2000	78	81	70	74	303	T27	46,250.00
2004	70	71	69	78	288	T21	79,000.00
<b>TOTAL</b>							<b>\$125,250.00</b>

## Lickliter II, Frank (72.75)

Year	1st	2nd	3rd	4th	Total	Finish	Money
2002	66	74	77	72	289	T20	69,000.00
2004	73	76	70	74	293	T26	70,000.00
<b>TOTAL</b>							<b>\$139,000.00</b>

# Individual Player Records

## Lietzke, Bruce (71.06)

Year	1st	2nd	3rd	4th	Total	Finish	Money
1977	71	70	74	66	281	2	26,000.00
1979	72	66	70	73	281	T2	29,500.00
1981	68	71	69	70	278	3	23,500.00
1982	70	74	72	72	288	T16	6,400.00
1983	75	74	71	72	292	17	7,500.00
1984	72	68	71	68	279	2	43,200.00
1989	77	73	72	69	291	T19	12,750.00
1993	74	70	73	73	290	24	13,225.00
1995	71	69	71	67	278	2	108,000.00
<b>TOTAL</b>							<b>\$270,075.00</b>

## Lindsey, Pat (73.25)

Year	1st	2nd	3rd	4th	Total	Finish	Money
1984	75	72	73	73	293	T24	4,750.00
<b>TOTAL</b>							<b>\$4,750.00</b>

## Lingmerth, David (69.50)

Year	1st	2nd	3rd	4th	Total	Finish	Money
2016	71	71	66	70	278	T15	108,666.66
<b>TOTAL</b>							<b>\$108,666.66</b>

## List, Luke (67.88)

Year	1st	2nd	3rd	4th	Total	Finish	Money
2023	71	65	70	66	272	T11	292,500.00
2024	67	70	68	66	271	T22	220,000.00
<b>TOTAL</b>							<b>\$512,500.00</b>

## Lister, John (72.50)

Year	1st	2nd	3rd	4th	Total	Finish	Money
1977	75	68	73	74	290	T21	3,557.00
<b>TOTAL</b>							<b>\$3,557.00</b>

## Littler, Gene (71.69)

Year	1st	2nd	3rd	4th	Total	Finish	Money
1954	69	68	76	76	289	T7	1,000.00
1955	69	71	68	72	280	1	10,000.00
1956	70	71	69	71	281	1	10,000.00
1957	73	73	69	70	285	1	10,000.00
1958	68	74	71	68	281	T4	1,390.00
1959	71	72	71	71	285	3	3,000.00
1960	75	70	73	67	285	19	1,040.00
1961	71	72	73	73	289	T13	1,500.00
1962	72	71	71	73	287	9	1,850.00
1963	73	74	68	69	284	T8	1,850.00
1966	79	72	71	72	294	T14	2,300.00
1969	75	68	75	72	290	5	8,000.00
1971	72	71	74	71	288	5	6,770.00
1974	70	69	75	71	285	T5	8,133.34
1975	69	72	74	70	285	T7	6,667.50
1976	73	77	73	72	295	T16	5,723.00
1978	75	71	73	73	292	T18	4,310.00
<b>TOTAL</b>							<b>\$83,533.84</b>

## Lohr, Bob (71.75)

Year	1st	2nd	3rd	4th	Total	Finish	Money
1989	70	74	70	73	287	T10	20,000.00
<b>TOTAL</b>							<b>\$20,000.00</b>

## Lonard, Peter (74.00)

Year	1st	2nd	3rd	4th	Total	Finish	Money
2006	74	74	73	75	296	10	165,000.00
<b>TOTAL</b>							<b>\$165,000.00</b>

## Long, Adam (72.75)

Year	1st	2nd	3rd	4th	Total	Finish	Money
2020	74	71	75	71	291	T23	80,500.00
<b>TOTAL</b>							<b>\$80,500.00</b>

## Lotz, Dick (74.25)

Year	1st	2nd	3rd	4th	Total	Finish	Money
1969	67	78	70	77	292	T7	5,500.00
1970	78	73	71	72	294	T22	2,300.00
1971	77	77	77	74	305	T29	2,112.50
<b>TOTAL</b>							<b>\$9,912.50</b>

## Love III, Davis (70.35)

Year	1st	2nd	3rd	4th	Total	Finish	Money
1988	73	72	72		217	T30	5,700.00
1991	74	72	69	73	288	T18	15,000.00
1992	69	71	73	70	283	T7	25,800.00
1993	67	67	69	69	272	1	144,000.00
1994	71	69	72	68	280	T4	46,625.00
1996	72	71	67	68	278	6	36,000.00
1997	70	67	72		209	T6	41,700.00
1998	70	72	67	71	280	T13	38,675.00
1999	69	68	71	70	278	8	81,900.00
2002	69	72	78	68	287	T16	77,500.00
2004	69	71	69	72	281	T9	155,000.00
2007	70	71	75	68	284	T4	260,000.00
2009	69	70	68	67	274	T2	523,500.00
2016	75	72	71	70	288	T29	61,500.00
<b>TOTAL</b>							<b>\$1,512,900.00</b>

## Lowery, Steve (73.00)

Year	1st	2nd	3rd	4th	Total	Finish	Money
1995	71	79	70	71	291	22	17,250.00
2001	80	73	71	75	299	33	45,000.00
2009	69	75	70	72	286	T24	64,000.00
<b>TOTAL</b>							<b>\$126,250.00</b>

## Lunde, Bill (69.75)

Year	1st	2nd	3rd	4th	Total	Finish	Money
2011	70	68	70	71	279	T12	132,000.00
<b>TOTAL</b>							<b>\$132,000.00</b>

## Lunn, Bob (73.81)

Year	1st	2nd	3rd	4th	Total	Finish	Money
1969	75	74	73	77	299	20	2,500.00
1970	75	72	72	75	294	T22	2,300.00
1971	72	77	70	77	296	T16	2,720.00
1973	73	77	69	73	292	T16	4,091.33
<b>TOTAL</b>							<b>\$11,611.33</b>

## Lye, Mark (74.25)

Year	1st	2nd	3rd	4th	Total	Finish	Money
1984	74	77	74	72	297	33	4,000.00
<b>TOTAL</b>							<b>\$4,000.00</b>

## Lyle, Sandy (71.13)

Year	1st	2nd	3rd	4th	Total	Finish	Money
1986	70	72	71	72	285	T13	13,000.00
1987	72	72	71	68	283	T8	15,566.67
1988	72	72	68		212	T16	8,266.66
1989	71	71	71	74	287	T10	20,000.00
<b>TOTAL</b>							<b>\$56,833.33</b>

## MacKenzie, Will (70.50)

Year	1st	2nd	3rd	4th	Total	Finish	Money
2007	69	70	73	72	284	T4	260,000.00
2009	72	70	69	69	280	T12	132,000.00
<b>TOTAL</b>							<b>\$392,000.00</b>

## Magee, Andrew (73.42)

Year	1st	2nd	3rd	4th	Total	Finish	Money
1989	68	75	79	73	295	T25	10,600.00
1992	73	72	71	73	289	T13	17,375.00
1995	75	72	75	75	297	T26	15,375.00
<b>TOTAL</b>							<b>\$43,350.00</b>

## Maggert, Jeff (73.00)

Year	1st	2nd	3rd	4th	Total	Finish	Money
1994	72	74	65	69	280	T4	46,625.00
2000	80	72	69	72	293	T16	65,000.00
2007	76	74	74	79	303	30	54,000.00
<b>TOTAL</b>							<b>\$165,625.00</b>



# Individual Player Records

## Mahaffey, John (71.64)

Year	1st	2nd	3rd	4th	Total	Finish	Money
1974	70	70	71	70	281	T2	19,500.00
1981	71	72	77	72	292	T20	4,800.00
1982	73	73	75	69	290	T20	4,775.00
1984	71	71	71	73	286	T9	11,500.00
1986	73	75	68	72	288	T21	7,800.00
1987	70	68	71	75	284	T11	14,000.00
1990	74	69	73	69	285	T14	16,500.00
<b>TOTAL</b>							<b>\$78,875.00</b>

## Mahan, Hunter (71.07)

Year	1st	2nd	3rd	4th	Total	Finish	Money
2008	73	72	69	64	278	T5	218,000.00
2011	70	70	78	67	285	T25	62,000.00
2013	72	77	74		223	T26	67,000.00
2015	71	71	69	69	280	T17	90,333.33
<b>TOTAL</b>							<b>\$437,333.33</b>

## Makalena, Ted (74.50)

Year	1st	2nd	3rd	4th	Total	Finish	Money
1967	72	76	73	77	298	24	1,600.00
<b>TOTAL</b>							<b>\$1,600.00</b>

## Malnati, Peter (68.75)

Year	1st	2nd	3rd	4th	Total	Finish	Money
2016	71	66	69	69	275	T6	202,333.33
<b>TOTAL</b>							<b>\$202,333.33</b>

## Maltbie, Roger (72.83)

Year	1st	2nd	3rd	4th	Total	Finish	Money
1976	77	72	75	73	297	19	5,098.00
1977	71	71	77	73	292	T26	2,650.67
1986	74	71	69	71	285	T13	13,000.00
<b>TOTAL</b>							<b>\$20,748.67</b>

## Mangrum, Lloyd (71.31)

Year	1st	2nd	3rd	4th	Total	Finish	Money
1953	70	72	74	69	285	T3	1,500.00
1954	68	71	74	71	284	T2	3,750.00
1955	70				70	W/D	1,000.00
1956	75	70	74	69	288	3	2,200.00
<b>TOTAL</b>							<b>\$8,450.00</b>

## Marr, Dave (72.88)

Year	1st	2nd	3rd	4th	Total	Finish	Money
1962	74	75	74	71	294	T21	1,000.00
1966	71	72	71	75	289	T7	3,233.33
<b>TOTAL</b>							<b>\$4,233.33</b>

## Marsh, Graham (70.75)

Year	1st	2nd	3rd	4th	Total	Finish	Money
1977	73	72	72	66	283	T3	11,949.67
<b>TOTAL</b>							<b>\$11,949.67</b>

## Martin, Ben (69.50)

Year	1st	2nd	3rd	4th	Total	Finish	Money
2015	67	72	70	69	278	T11	140,000.00
<b>TOTAL</b>							<b>\$140,000.00</b>

## Maruyama, Shigeki (71.50)

Year	1st	2nd	3rd	4th	Total	Finish	Money
2002	72	75	72	71	290	T22	64,000.00
2003	66	72	70	73	281	T25	61,250.00
2004	69	72	72	74	287	T15	89,166.67
<b>TOTAL</b>							<b>\$214,416.67</b>

## Massengale, Don (73.38)

Year	1st	2nd	3rd	4th	Total	Finish	Money
1966	74	72	69	72	287	4	5,600.00
1967	72	73	78	77	300	25	1,550.00
<b>TOTAL</b>							<b>\$7,150.00</b>

## Massengale, Rik (72.88)

Year	1st	2nd	3rd	4th	Total	Finish	Money
1976	76	75	73	75	299	21	4,598.00
1977	72	72	71	69	284	6	7,925.00
<b>TOTAL</b>							<b>\$12,523.00</b>

## Matsuyama, Hideki (69.36)

Year	1st	2nd	3rd	4th	Total	Finish	Money
2015	70	66	66	70	272	T3	332,666.66
2017	69	68	66	70	273	2	712,000.00
2018	70	70	72	66	278	T4	296,000.00
2021	73	75	72	68	288	T41	36,500.00
2022	69	65	68	69	271	T13	155,000.00
2023	67	70	67	72	276	T21	220,000.00
2024	71	68	76	69	284	58	50,500.00
<b>TOTAL</b>							<b>\$1,802,666.66</b>

## Matteson, Troy (71.75)

Year	1st	2nd	3rd	4th	Total	Finish	Money
2007	73	70	70	74	287	T11	145,000.00
2010	73	70	73	71	287	T23	78,000.00
<b>TOTAL</b>							<b>\$223,000.00</b>

## Mattiace, Len (70.00)

Year	1st	2nd	3rd	4th	Total	Finish	Money
2003	75	68	69	68	280	24	66,000.00
<b>TOTAL</b>							<b>\$66,000.00</b>

## Maxwell, Billy (72.46)

Year	1st	2nd	3rd	4th	Total	Finish	Money
1955	77	67	74	78	296	T5	1,326.67
1957	76	74	69	69	288	T2	2,230.00
1958	71	71	74	70	286	T12	1,190.00
1959	72	73	73	72	290	T7	1,360.00
1961	75	70	71	73	289	T13	1,500.00
1962	74	73	73	73	293	20	1,050.00
1963	73	73	72	69	287	T15	1,275.00
<b>TOTAL</b>							<b>\$9,931.67</b>

## Mayer, Dick (73.20)

Year	1st	2nd	3rd	4th	Total	Finish	Money
1954	73	79	73	71	296	17	1,000.00
1956	77	69	74	70	290	T7	1,260.00
1957	78	70	69	72	289	T6	1,326.67
1958	76	71	68	72	287	T14	1,140.00
1966	77	73	76	76	302	26	1,500.00
<b>TOTAL</b>							<b>\$6,226.67</b>

## Mayfair, Billy (70.58)

Year	1st	2nd	3rd	4th	Total	Finish	Money
1994	72	68	72	73	285	T13	25,000.00
1996	73	75	69	70	287	T19	18,500.00
1999	66	69	69	71	275	T2	228,800.00
<b>TOTAL</b>							<b>\$272,300.00</b>

## Mayfield, Shelley (73.00)

Year	1st	2nd	3rd	4th	Total	Finish	Money
1954	72	74	76	73	295	T15	1,000.00
1956	72	73	73	71	289	T4	1,400.00
<b>TOTAL</b>							<b>\$2,400.00</b>

## McCallister, Blaine (72.44)

Year	1st	2nd	3rd	4th	Total	Finish	Money
1989	74	72	74	72	292	T21	11,750.00
1990	74	74	73	74	295	28	10,000.00
1992	65	75	74	71	285	10	21,700.00
1994	74	74	68	71	287	T17	21,500.00
<b>TOTAL</b>							<b>\$64,950.00</b>

## McCallister, Bob (74.88)

Year	1st	2nd	3rd	4th	Total	Finish	Money
1962	77	70	77	76	300	27	1,000.00
1965	72	74	75	78	299	22	1,100.00
<b>TOTAL</b>							<b>\$2,100.00</b>

## McCarron, Scott (69.82)

Year	1st	2nd	3rd	4th	Total	Finish	Money
1997	70	72	69		211	T11	30,600.00
1998	70	71	70	68	279	12	43,775.00
2002	71	72	69	66	278	T5	150,000.00
<b>TOTAL</b>							<b>\$224,375.00</b>

# Individual Player Records

## McCarthy, Denny (69.25)

Year	1st	2nd	3rd	4th	Total	Finish	Money
2024	70	69	71	67	277	T43	76,000.00
<b>TOTAL</b>							<b>\$76,000.00</b>

## McCumber, Mark (72.39)

Year	1st	2nd	3rd	4th	Total	Finish	Money
1979	78	78	75	78	309	27	3,600.00
1984	69	80	74	72	295	T29	4,350.00
1985	69	71	71	70	281	2	49,000.00
1986	68	73	70	73	284	T11	15,000.00
1988	72	68	70		210	T7	15,062.50
1989	75	73	73	74	295	T25	10,600.00
1990	69	73	69	73	284	T10	19,625.00
1995	70	72	72	72	286	T16	21,250.00
<b>TOTAL</b>							<b>\$138,487.50</b>

## McDowell, Graeme (70.67)

Year	1st	2nd	3rd	4th	Total	Finish	Money
2011	71	68	68	62	269	3	412,000.00
2016	75	70	72	71	288	T29	61,500.00
2020	74	69	76	72	291	T23	80,500.00
<b>TOTAL</b>							<b>\$554,000.00</b>

## McGee, Jerry (72.83)

Year	1st	2nd	3rd	4th	Total	Finish	Money
1975	71	75	75	69	290	14	4,683.00
1978	72	72	71	76	291	T15	4,925.33
1980	72	77	72	72	293	T24	3,775.00
<b>TOTAL</b>							<b>\$13,383.33</b>

## McGirt, William (69.50)

Year	1st	2nd	3rd	4th	Total	Finish	Money
2017	70	69	66	73	278	T9	172,333.33
<b>TOTAL</b>							<b>\$172,333.33</b>

## McGovern, Jim (72.50)

Year	1st	2nd	3rd	4th	Total	Finish	Money
1994	73	71	73	73	290	22	19,500.00
<b>TOTAL</b>							<b>\$19,500.00</b>

## McGowan, Jack (72.75)

Year	1st	2nd	3rd	4th	Total	Finish	Money
1965	71	73	72	75	291	T12	1,825.00
<b>TOTAL</b>							<b>\$1,825.00</b>

## McIlroy, Rory (69.25)

Year	1st	2nd	3rd	4th	Total	Finish	Money
2019	69	68	68	72	277	T4	305,333.33
<b>TOTAL</b>							<b>\$305,333.33</b>

## McLachlin, Parker (71.50)

Year	1st	2nd	3rd	4th	Total	Finish	Money
2009	77	69	69	71	286	T24	64,000.00
<b>TOTAL</b>							<b>\$64,000.00</b>

## McLendon, Mac (72.58)

Year	1st	2nd	3rd	4th	Total	Finish	Money
1977	74	74	70	70	288	T13	5,137.34
1978	70	70	71	73	284	T4	9,527.00
1979	73	76	74	76	299	T20	4,500.00
<b>TOTAL</b>							<b>\$19,164.34</b>

## McMullen, John (73.00)

Year	1st	2nd	3rd	4th	Total	Finish	Money
1959	68	72	76	76	292	T10	1,300.00
<b>TOTAL</b>							<b>\$1,300.00</b>

## McNeill, George (73.57)

Year	1st	2nd	3rd	4th	Total	Finish	Money
2008	74	69	72	75	290	T25	72,000.00
2013	79	73	73		225	T28	63,000.00
<b>TOTAL</b>							<b>\$135,000.00</b>

## McRoy, Spike (70.50)

Year	1st	2nd	3rd	4th	Total	Finish	Money
2003	72	71	73	66	282	T29	56,500.00
<b>TOTAL</b>							<b>\$56,500.00</b>

## Mediate, Rocco (71.13)

Year	1st	2nd	3rd	4th	Total	Finish	Money
1992	73	68	68	71	280	T3	41,600.00
1994	72	71	77	72	292	24	18,500.00
2000	79	73	73	68	293	T16	65,000.00
2001	70	69	70	69	278	6	126,000.00
2003	72	69	65	63	269	T2	450,000.00
2011	79	70	75	71	295	31	56,000.00
<b>TOTAL</b>							<b>\$757,100.00</b>

## Menne, Bob (75.00)

Year	1st	2nd	3rd	4th	Total	Finish	Money
1975	75	76	74	75	300	T27	2,309.00
<b>TOTAL</b>							<b>\$2,309.00</b>

## Merrick, John (73.00)

Year	1st	2nd	3rd	4th	Total	Finish	Money
2014	71	76	71	74	292	T28	63,000.00
<b>TOTAL</b>							<b>\$63,000.00</b>

## Merritt, Troy (70.38)

Year	1st	2nd	3rd	4th	Total	Finish	Money
2016	75	68	70	67	280	T18	90,000.00
2019	73	71	69	70	283	T16	113,000.00
<b>TOTAL</b>							<b>\$203,000.00</b>

## Micheel, Shaun (71.25)

Year	1st	2nd	3rd	4th	Total	Finish	Money
2004	70	71	69	75	285	T13	115,000.00
<b>TOTAL</b>							<b>\$115,000.00</b>

## Mickelson, Phil (71.31)

Year	1st	2nd	3rd	4th	Total	Finish	Money
1992	74	71	77	75	297	T30	0.00
1994	70	68	70	68	276	1	180,000.00
1995	72	73	71	73	289	19	19,250.00
1996	74	72	74	74	294	28	15,050.00
1997	71	68	72		211	T11	30,600.00
1998	68	67	68	68	271	1	306,000.00
1999	72	70	70	78	290	T22	43,550.00
2001	72	73	72	73	290	T28	49,500.00
2022	71	69	70	68	278	T30	108,000.00
<b>TOTAL</b>							<b>\$751,950.00</b>

## Middlecoff, Cary (73.00)

Year	1st	2nd	3rd	4th	Total	Finish	Money
1953	72	68	71	74	285	T3	1,500.00
1954	70	71	71	73	285	4	1,750.00
1955	71	74	74	77	296	T5	1,326.66
1956	79	68	68	70	285	2	4,000.00
1957	75	72	73	73	293	T11	1,220.00
1959	72	73	75	85	305	24	1,040.00
1962	69	70	80	76	295	24	1,000.00
<b>TOTAL</b>							<b>\$11,836.66</b>

## Miller, Allen (75.00)

Year	1st	2nd	3rd	4th	Total	Finish	Money
1975	71	75	76	78	300	T27	2,309.00
<b>TOTAL</b>							<b>\$2,309.00</b>

## Miller, Johnny (72.17)

Year	1st	2nd	3rd	4th	Total	Finish	Money
1972	75	75	76	73	299	T22	2,900.00
1973	72	78	71	69	290	13	4,802.00
1974	75	69	67	69	280	1	40,000.00
1975	74	75	77	65	291	T15	4,413.00
1976	77	72	73	70	292	T10	7,273.00
1977	67	74	73	69	283	T3	11,949.67
1980	73	68	73	71	285	10	9,500.00
1981	71	71	71	75	288	T14	6,750.00
1982	74	70	73	67	284	T6	12,840.00
1983	69	75	79	72	295	20	6,200.00
1988	68	75	71		214	T21	6,760.00
1995	71	71	77		219	W/D	0.00
<b>TOTAL</b>							<b>\$113,387.67</b>

# Individual Player Records

## Mitchell, Bobby (71.50)

Year	1st	2nd	3rd	4th	Total	Finish	Money
1972	71	65	74	70	280	1	33,000.00
1973	73	72	73	74	292	T16	4,091.33
<b>TOTAL</b>							<b>\$37,091.33</b>

## Mitchell, Jeff (73.50)

Year	1st	2nd	3rd	4th	Total	Finish	Money
1980	69	76	74	75	294	T26	3,500.00
<b>TOTAL</b>							<b>\$3,500.00</b>

## Mitchell, Keith (75.50)

Year	1st	2nd	3rd	4th	Total	Finish	Money
2020	76	72	73	81	302	T32	65,500.00
<b>TOTAL</b>							<b>\$65,500.00</b>

## Mize, Larry (72.75)

Year	1st	2nd	3rd	4th	Total	Finish	Money
1984	71	72	73	78	294	28	4,500.00
1988	73	67	71		211	T11	10,620.00
1994	77				77	W/D	0.00
<b>TOTAL</b>							<b>\$15,120.00</b>

## Molder, Bryce (69.50)

Year	1st	2nd	3rd	4th	Total	Finish	Money
2012	71	70	67	70	278	T7	190,000.00
<b>TOTAL</b>							<b>\$190,000.00</b>

## Molinari, Francesco (71.38)

Year	1st	2nd	3rd	4th	Total	Finish	Money
2011	69	67	74	70	280	T15	107,000.00
2019	73	71	73	74	291	T27	68,250.00
<b>TOTAL</b>							<b>\$175,250.00</b>

## Monti, Eric (73.08)

Year	1st	2nd	3rd	4th	Total	Finish	Money
1955	70	79	75	78	302	T15	1,110.00
1960	72	73	71	75	291	21	1,000.00
1962	74	70	70	70	284	6	2,500.00
<b>TOTAL</b>							<b>\$4,610.00</b>

## Moody, Orville (71.00)

Year	1st	2nd	3rd	4th	Total	Finish	Money
1970	72	71	71	70	284	6	6,400.00
<b>TOTAL</b>							<b>\$6,400.00</b>

## Moore, Ryan (70.32)

Year	1st	2nd	3rd	4th	Total	Finish	Money
2010	69	68	68	70	275	T6	208,333.33
2013	72	77	76		225	T28	63,000.00
2014	67	71	72	69	279	10	170,000.00
2015	71	70	69	71	281	T20	80,000.00
2017	67	67	71	71	276	T3	359,000.00
<b>TOTAL</b>							<b>\$880,333.33</b>

## Moore, Taylor (68.00)

Year	1st	2nd	3rd	4th	Total	Finish	Money
2024	71	65	70	66	272	T25	170,750.00
<b>TOTAL</b>							<b>\$170,750.00</b>

## Morgan, Gil (72.25)

Year	1st	2nd	3rd	4th	Total	Finish	Money
1978	74	72	72	69	287	10	6,569.00
1979	71	72	76	78	297	17	5,600.00
1980	71	71	69	73	284	T8	10,625.00
1983	71	71	78	69	289	15	8,500.00
1991	73	74	70	71	288	T18	15,000.00
<b>TOTAL</b>							<b>\$46,294.00</b>

## Morikawa, Collin (67.80)

Year	1st	2nd	3rd	4th	Total	Finish	Money
2020	71	71	70	71	283	T7	206,000.00
2021	69	65	65	73	272	T7	199,333.33
2022	68	70	67	62	267	T5	286,000.00
2023	64	66	65	72	267	2	1,500,000.00
2024	65	67	70	65	267	T5	690,500.00
<b>TOTAL</b>							<b>\$2,881,833.33</b>

## Morley, Mike (74.50)

Year	1st	2nd	3rd	4th	Total	Finish	Money
1978	72	81	76	69	298	29	2,503.00
<b>TOTAL</b>							<b>\$2,503.00</b>

## Morse, John (72.00)

Year	1st	2nd	3rd	4th	Total	Finish	Money
1996	74	71	72	71	288	T22	17,000.00
<b>TOTAL</b>							<b>\$17,000.00</b>

## Mudd, Jodie (73.42)

Year	1st	2nd	3rd	4th	Total	Finish	Money
1989	77	76	79	72	304	32	9,500.00
1990	74	73	74	71	292	26	10,400.00
1991	71	72	71	71	285	T15	16,500.00
<b>TOTAL</b>							<b>\$36,400.00</b>

## Mullinax, Trey (69.50)

Year	1st	2nd	3rd	4th	Total	Finish	Money
2023	69	70	70	69	278	28	211,000.00
<b>TOTAL</b>							<b>\$211,000.00</b>

## Muñoz, Sebastián (70.63)

Year	1st	2nd	3rd	4th	Total	Finish	Money
2020	72	75	72	70	289	T17	106,000.00
2021	75	66	67	68	276	T17	92,000.00
<b>TOTAL</b>							<b>\$198,000.00</b>

## Murphy, Bob (74.38)

Year	1st	2nd	3rd	4th	Total	Finish	Money
1969	79	72	79	79	309	27	2,100.00
1971	75	75	76	73	299	T22	2,320.00
1975	74	73	69	72	288	T11	5,104.00
1987	74	76	71	73	294	T24	8,525.00
<b>TOTAL</b>							<b>\$18,049.00</b>

## Murray, Grayson (72.00)

Year	1st	2nd	3rd	4th	Total	Finish	Money
2018	74	74	69	71	288	T22	76,750.00
<b>TOTAL</b>							<b>\$76,750.00</b>

## Na, Kevin (71.25)

Year	1st	2nd	3rd	4th	Total	Finish	Money
2012	73	64	71	72	280	T12	130,000.00
2020	76	74	77	75	302	T32	65,500.00
2021	71	68	69	79	287	T38	39,000.00
2022	67	68	68	68	271	T13	155,000.00
<b>TOTAL</b>							<b>\$389,500.00</b>

## Nagle, Kel (70.75)

Year	1st	2nd	3rd	4th	Total	Finish	Money
1965	71	73	69	70	283	T4	4,750.00
<b>TOTAL</b>							<b>\$4,750.00</b>

## Nelson, Larry (70.93)

Year	1st	2nd	3rd	4th	Total	Finish	Money
1979	74	69	69	72	284	T5	15,000.00
1980	70	68	73	76	287	T15	6,250.00
1981	71	67	72	71	281	5	15,000.00
1982	74	73	71	72	290	T20	4,775.00
1984	71	73	69	73	286	T9	11,500.00
1985	70	69	72	73	284	6	18,250.00
1988	68	67	68		203	2	54,000.00
<b>TOTAL</b>							<b>\$124,775.00</b>

## Newton, Jack (75.25)

Year	1st	2nd	3rd	4th	Total	Finish	Money
1979	72	78	78	73	301	25	3,800.00
<b>TOTAL</b>							<b>\$3,800.00</b>

## Nichols, Bobby (73.17)

Year	1st	2nd	3rd	4th	Total	Finish	Money
1962	76	78	78	71	303	28	1,000.00
1963	75	73	75	71	294	T22	1,000.00
1964	71	80	69	71	291	T19	1,095.00
1965	73	75	73	81	302	24	1,050.00
1966	73	72	70	74	289	T7	3,233.33
1967	68	71	75	70	284	T4	4,700.00
1971	71	75	72	71	289	6	5,940.00
1974	74	69	74	71	288	T13	5,200.00
1975	70	74	77	73	294	T20	3,512.50
<b>TOTAL</b>							<b>\$26,730.83</b>

# Individual Player Records

## Nicklaus, Jack (71.33)

Year	1st	2nd	3rd	4th	Total	Finish	Money
1963	64	68	72	69	273	1	13,000.00
1964	68	73	65	73	279	1	12,000.00
1965	74	71	67	78	290	11	2,150.00
1966	76	71	69	72	288	T5	4,250.00
1967	68	68	75	73	284	T4	4,700.00
1969	73	80	76	67	296	T16	2,816.67
1970	71	69	72	74	286	T7	4,766.67
1971	69	71	69	70	279	1	33,000.00
1972	70	71	67	72	280	2	19,000.00
1973	70	70	68	68	276	1	40,000.00
1974	72	71	69	75	287	T9	6,200.00
1975	70	72	71	74	287	T9	5,945.50
1977	71	69	70	71	281	1	45,000.00
1978	72	69	73	77	291	T15	4,925.33
1979	72	72	77	73	294	T15	6,250.00
1981	72	69	74	71	286	T11	8,375.00
1983	65	72	77	73	287	T10	12,500.00
1985	74	72	72	74	292	T21	5,700.00
<b>TOTAL</b>							<b>\$230,579.17</b>

## Nicolette, Mike (75.00)

Year	1st	2nd	3rd	4th	Total	Finish	Money
1983	74	70	75	81	300	27	4,800.00
<b>TOTAL</b>							<b>\$4,800.00</b>

## Niemann, Joaquin (68.63)

Year	1st	2nd	3rd	4th	Total	Finish	Money
2020	66	72	74	70	282	T5	285,000.00
2021	69	67	67	64	267	2	782,000.00
<b>TOTAL</b>							<b>\$1,067,000.00</b>

## Nieporte, Tom (71.20)

Year	1st	2nd	3rd	4th	Total	Finish	Money
1960	73	65	73	69	280	10	1,220.00
1967	76				76	DQ	0.00
<b>TOTAL</b>							<b>\$1,220.00</b>

## Nobilo, Frank (69.50)

Year	1st	2nd	3rd	4th	Total	Finish	Money
1998	67	69	70	72	278	T10	46,537.50
<b>TOTAL</b>							<b>\$46,537.50</b>

## Noh, S.Y. (69.50)

Year	1st	2nd	3rd	4th	Total	Finish	Money
2015	71	70	69	68	278	T11	140,000.00
<b>TOTAL</b>							<b>\$140,000.00</b>

## Norman, Greg (71.03)

Year	1st	2nd	3rd	4th	Total	Finish	Money
1985	69	76	71	75	291	T18	6,666.66
1987	69	70	70	71	280	T3	29,800.00
1989	71	72	72	68	283	4	37,000.00
1990	66	72	71	70	279	T5	29,750.00
1991	70	71	73	67	281	T6	26,800.00
1993	68	70	71	74	283	T12	20,625.00
1994	70	73	69	70	282	10	31,000.00
1995	74	72	72	70	288	18	20,000.00
1996	73	73	73	67	286	18	20,000.00
1998	73	72	73	70	288	27	25,925.00
<b>TOTAL</b>							<b>\$247,566.66</b>

## Norris, Tim (74.75)

Year	1st	2nd	3rd	4th	Total	Finish	Money
1983	73	76	75	75	299	T23	5,075.00
<b>TOTAL</b>							<b>\$5,075.00</b>

## Norrman, Vincent (71.50)

Year	1st	2nd	3rd	4th	Total	Finish	Money
2024	73	70	74	69	286	59	50,000.00
<b>TOTAL</b>							<b>\$50,000.00</b>

## North, Andy (72.33)

Year	1st	2nd	3rd	4th	Total	Finish	Money
1978	76	70	68	69	283	T2	21,937.50
1979	75	76	71	76	298	T18	5,150.00
1986	70	70	73	74	287	T18	9,000.00
<b>TOTAL</b>							<b>\$36,087.50</b>

## O'Grady, Mac (70.71)

Year	1st	2nd	3rd	4th	Total	Finish	Money
1987	65	72	70	71	278	1	90,000.00
1988	71	71	75		217	T30	5,700.00
<b>TOTAL</b>							<b>\$95,700.00</b>

## O'Hair, Sean (71.81)

Year	1st	2nd	3rd	4th	Total	Finish	Money
2006	77	79	80	82	318	27	72,000.00
2009	69	70	71	65	275	4	312,000.00
2010	68	67	71	68	274	T4	300,000.00
2012	73	70	70	69	282	17	99,000.00
<b>TOTAL</b>							<b>\$783,000.00</b>

## O'Meara, Mark (69.31)

Year	1st	2nd	3rd	4th	Total	Finish	Money
1985	73	73	70	67	283	T4	22,875.00
1986	70	65	67	71	273	2	57,000.00
1990	69	73	65	69	276	3	52,000.00
1991	72	69	70	71	282	T9	21,275.00
1992	70	71	71	72	284	9	23,200.00
1993	70	70	68	67	275	T3	46,400.00
1996	68	69	66	68	271	1	180,000.00
1997	71	72	69		212	T14	26,460.00
1998	71	70	67	64	272	T2	149,600.00
1999	70	68	69	68	275	T2	228,800.00
<b>TOTAL</b>							<b>\$807,610.00</b>

## Oberholser, Arron (73.00)

Year	1st	2nd	3rd	4th	Total	Finish	Money
2007	73				73	W/D	0.00
<b>TOTAL</b>							<b>\$0.00</b>

## Ogilvie, Joe (74.00)

Year	1st	2nd	3rd	4th	Total	Finish	Money
2008	75	73	74	74	296	31	65,000.00
<b>TOTAL</b>							<b>\$65,000.00</b>

## Ogilvy, Geoff (70.65)

Year	1st	2nd	3rd	4th	Total	Finish	Money
2006	75	72	74	77	298	T13	130,000.00
2007	74	72	74	73	293	T19	71,333.33
2009	67	68	65	68	268	1	1,120,000.00
2010	69	66	68	67	270	1	1,120,000.00
2015	72	69	74	69	284	T27	61,000.00
<b>TOTAL</b>							<b>\$2,502,333.33</b>

## Ogle, Brett (72.88)

Year	1st	2nd	3rd	4th	Total	Finish	Money
1994	69	72	71	71	283	T11	28,250.00
1995	77	73	75	75	300	29	14,850.00
<b>TOTAL</b>							<b>\$43,100.00</b>

## Ogrin, David (0.00)

Year	1st	2nd	3rd	4th	Total	Finish	Money
<b>TOTAL</b>							<b>\$0.00</b>

## Olazábal, José María (70.75)

Year	1st	2nd	3rd	4th	Total	Finish	Money
2003	74	71	69	69	283	T33	53,500.00
<b>TOTAL</b>							<b>\$53,500.00</b>

## Oliver, Ed (74.00)

Year	1st	2nd	3rd	4th	Total	Finish	Money
1954	73	78	82	69	302	19	1,000.00
1958	70	75	76	69	290	T19	1,050.00
<b>TOTAL</b>							<b>\$2,050.00</b>

## Oosterhuis, Peter (72.25)

Year	1st	2nd	3rd	4th	Total	Finish	Money
1982	72	66	76	75	289	19	5,450.00
<b>TOTAL</b>							<b>\$5,450.00</b>

## Ortiz, Carlos (71.25)

Year	1st	2nd	3rd	4th	Total	Finish	Money
2021	69	67	75	74	285	37	41,000.00
<b>TOTAL</b>							<b>\$41,000.00</b>

# Individual Player Records

## Palmer, Arnold (71.41)

Year	1st	2nd	3rd	4th	Total	Finish	Money
1956	74	76	71	72	293	12	1,180.00
1957	72	73	74	73	292	T9	1,270.00
1958	72	68	72	70	282	T6	1,310.00
1959	70	73	74	76	293	T13	1,250.00
1960	72	65	70	69	276	T5	1,650.00
1961	69	76	73	78	296	T21	1,160.00
1962	69	70	69	68	276	1	11,000.00
1963	66	71	73	68	278	T2	5,300.00
1964	72	72	70	70	284	9	1,850.00
1965	66	69	71	71	277	1	14,000.00
1966	74	70	70	69	283	1	20,000.00
1967	68	73	74	64	279	2	12,000.00
1969	69	74	75	71	289	T3	10,000.00
1970	70	72	69	70	281	5	7,400.00
1971	71	74	77	73	295	T14	3,100.00
1972	74	74	70	71	289	T9	5,033.34
1973	70	71	77	75	293	T19	3,646.50
<b>TOTAL</b>							<b>\$101,149.84</b>

## Palmer, Johnny (71.25)

Year	1st	2nd	3rd	4th	Total	Finish	Money
1953	72	69	72	72	285	T3	1,500.00
<b>TOTAL</b>							<b>\$1,500.00</b>

## Palmer, Ryan (70.80)

Year	1st	2nd	3rd	4th	Total	Finish	Money
2005	76	68	71	72	287	T26	70,000.00
2009	78	75	72	66	291	31	56,000.00
2011	70	72	68	70	280	T15	107,000.00
2020	71	72	75	71	289	T17	106,000.00
2021	67	67	64	71	269	4	378,000.00
<b>TOTAL</b>							<b>\$717,000.00</b>

## Pampling, Rod (71.50)

Year	1st	2nd	3rd	4th	Total	Finish	Money
2005	70	72	69	72	283	T19	83,000.00
2007	74	80	71	69	294	T22	65,000.00
2017	69	71	72	69	281	T17	98,333.34
<b>TOTAL</b>							<b>\$246,333.34</b>

## Pan, C.T. (0.00)

Year	1st	2nd	3rd	4th	Total	Finish	Money
<b>TOTAL</b>							<b>\$0.00</b>

## Parnevik, Jesper (72.31)

Year	1st	2nd	3rd	4th	Total	Finish	Money
1999	69	74	73	77	293	T26	39,975.00
2000	69	74	73	71	287	T6	100,500.00
2001	76	66	72	71	285	T23	54,500.00
2002	74	75	72	71	292	T26	57,000.00
<b>TOTAL</b>							<b>\$251,975.00</b>

## Parry, Craig (69.88)

Year	1st	2nd	3rd	4th	Total	Finish	Money
2003	71	69	71	70	281	T25	61,250.00
2005	67	72	68	71	278	T10	145,000.00
<b>TOTAL</b>							<b>\$206,250.00</b>

## Pate, Jerry (71.50)

Year	1st	2nd	3rd	4th	Total	Finish	Money
1978	71	73	69	73	286	T7	7,389.00
1979	72	71	65	73	281	T2	29,500.00
1982	72	72	71	76	291	T24	4,300.00
<b>TOTAL</b>							<b>\$41,189.00</b>

## Pate, Steve (70.95)

Year	1st	2nd	3rd	4th	Total	Finish	Money
1988	66	66	70		202	1	90,000.00
1989	73	75	71	70	289	T16	14,500.00
1992	76	74	72	71	293	T23	12,875.00
1993	73	66	71	69	279	T7	27,225.00
1999	66	70	73	76	285	15	59,150.00
<b>TOTAL</b>							<b>\$203,750.00</b>

## Paulson, Dennis (70.25)

Year	1st	2nd	3rd	4th	Total	Finish	Money
2001	70	72	67	72	281	T12	78,000.00
<b>TOTAL</b>							<b>\$78,000.00</b>

## Pavin, Corey (72.19)

Year	1st	2nd	3rd	4th	Total	Finish	Money
1984	72	78	75	68	293	T24	4,750.00
1986	71	75	74	67	287	T18	9,000.00
1987	68	73	74	70	285	T12	12,950.00
1988	72	70	73		215	T26	6,100.00
1989	74	74	72	71	291	T19	12,750.00
1992	75	75	73	73	296	T28	11,875.00
1993	71	74	75	71	291	T25	12,625.00
1995	74	71	69	70	284	T12	24,750.00
1996	67	71	70	71	279	T7	30,625.00
1997	70	68	72		210	T8	35,600.00
2007	75	75	74	77	301	28	56,000.00
<b>TOTAL</b>							<b>\$217,025.00</b>

## Peete, Calvin (70.55)

Year	1st	2nd	3rd	4th	Total	Finish	Money
1980	72	72	75	68	287	T15	6,250.00
1983	71	71	74	71	287	T10	12,500.00
1984	74	73	67	71	285	T6	15,666.67
1986	68	67	64	68	267	1	90,000.00
1987	76	72	69	68	285	T12	12,950.00
<b>TOTAL</b>							<b>\$137,366.67</b>

## Peoples, David (72.25)

Year	1st	2nd	3rd	4th	Total	Finish	Money
1992	70	76	73	74	293	T23	12,875.00
1993	70	71	72	72	285	T15	17,625.00
<b>TOTAL</b>							<b>\$30,500.00</b>

## Perez, Pat (69.25)

Year	1st	2nd	3rd	4th	Total	Finish	Money
2010	71	70	67	69	277	T10	160,000.00
2017	69	71	69	67	276	T3	359,000.00
2018	72	66	71	69	278	T4	296,000.00
<b>TOTAL</b>							<b>\$815,000.00</b>

## Perks, Craig (69.25)

Year	1st	2nd	3rd	4th	Total	Finish	Money
2003	69	71	67	70	277	T17	79,000.00
<b>TOTAL</b>							<b>\$79,000.00</b>

## Pernice Jr., Tom (72.00)

Year	1st	2nd	3rd	4th	Total	Finish	Money
2000	75	76	65	73	289	T8	79,000.00
2002	70	70	75	72	287	T16	77,500.00
<b>TOTAL</b>							<b>\$156,500.00</b>

## Perry, Chris (72.00)

Year	1st	2nd	3rd	4th	Total	Finish	Money
1999	69	73	74	72	288	T20	47,125.00
<b>TOTAL</b>							<b>\$47,125.00</b>

## Perry, Kenny (71.06)

Year	1st	2nd	3rd	4th	Total	Finish	Money
1992	71	76	74	68	289	T13	17,375.00
1995	72	70	74	70	286	T16	21,250.00
1996	70	74	70	69	283	15	22,750.00
2002	68	67	71	69	275	3	275,000.00
2004	73	71	68	75	287	T15	89,166.66
2006	74	77	77	74	302	T19	87,000.00
2009	68	71	68	70	277	T6	189,250.00
2010	70	67	70	68	275	T6	208,333.34
<b>TOTAL</b>							<b>\$910,125.00</b>

## Persons, Peter (73.00)

Year	1st	2nd	3rd	4th	Total	Finish	Money
1991	72	73	73	74	292	T22	13,250.00
<b>TOTAL</b>							<b>\$13,250.00</b>

## Petrovic, Tim (74.25)

Year	1st	2nd	3rd	4th	Total	Finish	Money
2006	74	77	74	72	297	T11	150,000.00
<b>TOTAL</b>							<b>\$150,000.00</b>



# Individual Player Records

## Pettersson, Carl (71.84)

Year	1st	2nd	3rd	4th	Total	Finish	Money
2006	71	85	75	74	305	21	84,000.00
2007	72	75	77	70	294	T22	65,000.00
2009	72	72	70	68	282	17	92,000.00
2011	66	67	71	68	272	T4	286,500.00
2013	70	72	70		212	8	190,000.00
<b>TOTAL</b>							<b>\$717,500.00</b>

## Pfeil, Mark (72.75)

Year	1st	2nd	3rd	4th	Total	Finish	Money
1981	70	76	72	73	291	19	5,000.00
<b>TOTAL</b>							<b>\$5,000.00</b>

## Piercy, Scott (71.00)

Year	1st	2nd	3rd	4th	Total	Finish	Money
2012	72	71	69	68	280	T12	130,000.00
2013	72	71	73		216	T13	120,400.00
2016	71	69	72	71	283	T24	70,000.00
2019	76	72	69	69	286	T19	92,333.33
<b>TOTAL</b>							<b>\$412,733.33</b>

## Player, Gary (71.39)

Year	1st	2nd	3rd	4th	Total	Finish	Money
1959	74	75	81	71	301	22	1,080.00
1961	70	70	69	75	284	T6	1,760.00
1963	73	73	71	69	286	T11	1,462.50
1964	71	71	70	73	285	T10	1,650.00
1966	76	71	71	76	294	T14	2,300.00
1969	69	74	69	72	284	1	30,000.00
1970	68	72	69	71	280	T2	11,633.33
1971	70	71	74	72	287	T2	12,760.00
1975	72	70	68	67	277	2	23,700.00
1978	70	68	76	67	281	1	45,000.00
1979	71	69	74	68	282	4	18,000.00
<b>TOTAL</b>							<b>\$149,345.83</b>

## Pohl, Dan (72.00)

Year	1st	2nd	3rd	4th	Total	Finish	Money
1987	70	73	75	70	288	18	10,000.00
<b>TOTAL</b>							<b>\$10,000.00</b>

## Points, D.A. (72.58)

Year	1st	2nd	3rd	4th	Total	Finish	Money
2012	71	69	71	69	280	T12	130,000.00
2014	72	74	73	73	292	T28	63,000.00
2018	76	76	74	73	299	33	61,000.00
<b>TOTAL</b>							<b>\$254,000.00</b>

## Pooley, Don (73.29)

Year	1st	2nd	3rd	4th	Total	Finish	Money
1981	72	73	77	78	300	27	3,600.00
1988	71	69	73		213	T19	7,625.00
<b>TOTAL</b>							<b>\$11,225.00</b>

## Poston, J.T. (69.00)

Year	1st	2nd	3rd	4th	Total	Finish	Money
2020	70	71	71	73	285	T11	162,500.00
2023	68	69	68	71	276	T21	220,000.00
2024	68	68	66	65	267	T5	690,500.00
<b>TOTAL</b>							<b>\$1,073,000.00</b>

## Pott, Johnny (74.00)

Year	1st	2nd	3rd	4th	Total	Finish	Money
1961	72	70	74	79	295	20	1,240.00
1963	70	71	74	71	286	T11	1,462.50
1964	74	75	75	65	289	T15	1,250.00
1968	75	83	78	78	314	25	2,000.00
<b>TOTAL</b>							<b>\$5,952.50</b>

## Potter, Jr., Ted (73.43)

Year	1st	2nd	3rd	4th	Total	Finish	Money
2013	75	75	73		223	T26	67,000.00
2019	75	73	71	72	291	T27	68,250.00
<b>TOTAL</b>							<b>\$135,250.00</b>

## Poulter, Ian (70.18)

Year	1st	2nd	3rd	4th	Total	Finish	Money
2011	70	68	70	66	274	T6	201,500.00
2013	71	74	69		214	T9	175,000.00
2019	71	69	73	71	284	18	102,000.00
<b>TOTAL</b>							<b>\$478,500.00</b>

## Power, Seamus (69.08)

Year	1st	2nd	3rd	4th	Total	Finish	Money
2022	71	65	69	67	272	T15	132,500.00
2023	68	69	70	70	277	T25	213,333.34
2024	71	71	71	67	280	T50	57,500.00
<b>TOTAL</b>							<b>\$403,333.34</b>

## Price, Nick (71.44)

Year	1st	2nd	3rd	4th	Total	Finish	Money
1984	74	74	74	77	299	34	3,900.00
1992	74	75	72	69	290	T17	15,750.00
1998	66	70	69	70	275	T4	74,800.00
2003	69	69	75	66	279	T21	70,000.00
<b>TOTAL</b>							<b>\$164,450.00</b>

## Pride, Dicky (72.50)

Year	1st	2nd	3rd	4th	Total	Finish	Money
1995	71	72	74	73	290	T20	18,125.00
<b>TOTAL</b>							<b>\$18,125.00</b>

## Pruitt, Dillard (74.75)

Year	1st	2nd	3rd	4th	Total	Finish	Money
1992	74	71	80	74	299	32	11,250.00
<b>TOTAL</b>							<b>\$11,250.00</b>

## Purdy, Ted (76.50)

Year	1st	2nd	3rd	4th	Total	Finish	Money
2006	73	75	77	81	306	22	82,000.00
<b>TOTAL</b>							<b>\$82,000.00</b>

## Purtzer, Tom (72.69)

Year	1st	2nd	3rd	4th	Total	Finish	Money
1977	74	68	68	73	283	T3	11,949.66
1984	75	71	77	78	301	35	3,800.00
1989	74	71	77	70	292	T21	11,750.00
1992	66	72	77	72	287	T11	20,100.00
<b>TOTAL</b>							<b>\$47,599.66</b>

## Putnam, Andrew (69.75)

Year	1st	2nd	3rd	4th	Total	Finish	Money
2019	69	73	70	70	282	T14	132,000.00
2024	74	71	67	64	276	T40	86,000.00
<b>TOTAL</b>							<b>\$218,000.00</b>

## Ragan, Dave (72.25)

Year	1st	2nd	3rd	4th	Total	Finish	Money
1960	67	72	71	73	283	T16	1,080.00
1963	77	74	72	72	295	25	1,000.00
<b>TOTAL</b>							<b>\$2,080.00</b>

## Rahm, Jon (68.13)

Year	1st	2nd	3rd	4th	Total	Finish	Money
2018	71	70	66	69	276	2	735,000.00
2019	70	71	69	69	279	T8	191,000.00
2020	69	73	70	72	284	10	179,000.00
2021	70	66	69	67	272	T7	199,333.33
2022	66	66	61	66	259	2	810,000.00
2023	64	71	67	63	265	1	2,700,000.00
<b>TOTAL</b>							<b>\$4,814,333.33</b>

## Ramey, Chad (72.50)

Year	1st	2nd	3rd	4th	Total	Finish	Money
2023	71	76	72	71	290	38	201,000.00
<b>TOTAL</b>							<b>\$201,000.00</b>

## Randolph, Sam (71.33)

Year	1st	2nd	3rd	4th	Total	Finish	Money
1988	69	71	74		214	T21	6,760.00
<b>TOTAL</b>							<b>\$6,760.00</b>

## Ransom, Henry (73.00)

Year	1st	2nd	3rd	4th	Total	Finish	Money
1956	73	74	75	70	292	11	1,200.00
<b>TOTAL</b>							<b>\$1,200.00</b>



# Individual Player Records

## Reavie, Chez (71.50)

Year	1st	2nd	3rd	4th	Total	Finish	Money
2009	75	70	68	67	280	T12	132,000.00
2020	74	71	73	75	293	T27	71,000.00
2023	71	73	73	68	285	T35	203,500.00
<b>TOTAL</b>							<b>\$406,500.00</b>

## Reed, Patrick (69.28)

Year	1st	2nd	3rd	4th	Total	Finish	Money
2014	70	72	67	73	282	T16	100,250.00
2015	67	69	68	67	271	1	1,140,000.00
2016	65	69	67	69	270	2	688,000.00
2017	70	65	72	70	277	T6	210,000.00
2019	70	75	72	73	290	T25	74,000.00
2020	72	66	74	66	278	T2	636,000.00
2021	67	68	72	70	277	T21	75,000.00
2022	74	64	66	68	272	T15	132,500.00
<b>TOTAL</b>							<b>\$3,055,750.00</b>

## Regalado, Victor (74.38)

Year	1st	2nd	3rd	4th	Total	Finish	Money
1975	78	72	72	74	296	24	2,882.00
1979	71	76	75	77	299	T20	4,500.00
<b>TOTAL</b>							<b>\$7,382.00</b>

## Reid, Mike (72.86)

Year	1st	2nd	3rd	4th	Total	Finish	Money
1988	77	73	72		222	38	5,000.00
1989	74	73	71	70	288	T14	17,000.00
<b>TOTAL</b>							<b>\$22,000.00</b>

## Reid, Steve (73.50)

Year	1st	2nd	3rd	4th	Total	Finish	Money
1969	71	75	70	78	294	T12	3,416.66
<b>TOTAL</b>							<b>\$3,416.66</b>

## Renner, Jack (72.75)

Year	1st	2nd	3rd	4th	Total	Finish	Money
1980	71	71	73	69	284	T8	10,625.00
1982	77	72	75	74	298	30	3,750.00
1984	70	73	79	69	291	T20	5,225.00
<b>TOTAL</b>							<b>\$19,600.00</b>

## Riley, Chris (67.75)

Year	1st	2nd	3rd	4th	Total	Finish	Money
2003	65	70	67	69	271	T6	155,000.00
<b>TOTAL</b>							<b>\$155,000.00</b>

## Riley, Davis (70.25)

Year	1st	2nd	3rd	4th	Total	Finish	Money
2024	70	71	76	64	281	T52	54,500.00
<b>TOTAL</b>							<b>\$54,500.00</b>

## Roberts, Loren (71.56)

Year	1st	2nd	3rd	4th	Total	Finish	Money
1995	71	73	75	74	293	T24	16,000.00
1996	71	71	70	70	282	T12	24,750.00
1997	71	73	71		215	T24	18,160.00
1998	70	72	68	70	280	T13	38,675.00
2000	76	80	73	75	304	29	45,500.00
2001	74	69	71	70	284	T19	60,000.00
2003	68	70	67	69	274	14	90,000.00
<b>TOTAL</b>							<b>\$293,085.00</b>

## Rodgers, Patrick (67.50)

Year	1st	2nd	3rd	4th	Total	Finish	Money
2024	69	65	70	66	270	T14	320,250.00
<b>TOTAL</b>							<b>\$320,250.00</b>

## Rodgers, Phil (72.63)

Year	1st	2nd	3rd	4th	Total	Finish	Money
1962	71	71	70	73	285	T7	2,125.00
1964	70	85	68	68	291	T19	1,095.00
1966	74	74	69	73	290	T10	2,800.00
1967	75	75	74	72	296	23	1,700.00
<b>TOTAL</b>							<b>\$7,720.00</b>

## Rodriguez, Chi Chi (72.38)

Year	1st	2nd	3rd	4th	Total	Finish	Money
1964	69	70	70	73	282	T4	3,020.00
1965	70	67	72	70	279	2	8,000.00
1968	73	74	75	74	296	T22	2,350.00
1969	78	75	76	77	306	T25	2,175.00
1973	71	72	70	69	282	4	9,384.00
1980	76	73	72	71	292	T22	4,100.00
<b>TOTAL</b>							<b>\$29,029.00</b>

## Rogers, Bill (73.00)

Year	1st	2nd	3rd	4th	Total	Finish	Money
1978	69	76	71	81	297	T26	2,791.66
1981	68	72	69	71	280	4	17,100.00
1982	69	76	72	75	292	T26	4,100.00
1983	78	76	72	73	299	T23	5,075.00
<b>TOTAL</b>							<b>\$29,066.66</b>

## Rollins, John (71.25)

Year	1st	2nd	3rd	4th	Total	Finish	Money
2003	72	72	69	69	282	T29	56,500.00
2007	77	74	70	74	295	25	61,000.00
2010	68	66	72	72	278	T14	130,000.00
<b>TOTAL</b>							<b>\$247,500.00</b>

## Romero, Andres (73.75)

Year	1st	2nd	3rd	4th	Total	Finish	Money
2009	78	74	71	72	295	32	55,000.00
<b>TOTAL</b>							<b>\$55,000.00</b>

## Rosburg, Bob (72.80)

Year	1st	2nd	3rd	4th	Total	Finish	Money
1955	72	75	80	77	304	T17	1,070.00
1957	79	71	77	72	299	17	1,120.00
1960	70	71	72	69	282	T13	1,140.00
1961	73	70	71	68	282	4	2,500.00
1972	73	76	68	72	289	T9	5,033.33
<b>TOTAL</b>							<b>\$10,863.33</b>

## Rose, Clarence (71.00)

Year	1st	2nd	3rd	4th	Total	Finish	Money
1997	71	71	71		213	T17	22,260.00
<b>TOTAL</b>							<b>\$22,260.00</b>

## Rose, Justin (69.38)

Year	1st	2nd	3rd	4th	Total	Finish	Money
2011	75	67	69	68	279	T12	132,000.00
2024	71	69	75	61	276	T40	86,000.00
<b>TOTAL</b>							<b>\$218,000.00</b>

## Royer, Hugh (74.75)

Year	1st	2nd	3rd	4th	Total	Finish	Money
1971	77	71	73	78	299	T22	2,320.00
<b>TOTAL</b>							<b>\$2,320.00</b>

## Rudolph, Mason (72.63)

Year	1st	2nd	3rd	4th	Total	Finish	Money
1960	68	73	70	71	282	T13	1,140.00
1964	72	74	71	75	292	23	1,060.00
1967	72	75	74	71	292	T18	2,050.00
1971	77	71	76	72	296	T16	2,720.00
<b>TOTAL</b>							<b>\$6,970.00</b>

## Rule, Jack (74.38)

Year	1st	2nd	3rd	4th	Total	Finish	Money
1964	79	78	72	72	301	28	1,010.00
1966	74	74	73	73	294	T14	2,300.00
<b>TOTAL</b>							<b>\$3,310.00</b>

## Sabbatini, Rory (70.33)

Year	1st	2nd	3rd	4th	Total	Finish	Money
2001	69	69	65	72	275	2	380,000.00
2004	73	74	74	70	291	25	73,000.00
2007	71	78	68	71	288	T13	120,000.00
2008	72	74	69	69	284	17	90,000.00
2010	70	68	70	63	271	2	645,000.00
2012	73	70	68	68	279	T9	165,000.00
<b>TOTAL</b>							<b>\$1,473,000.00</b>

# Individual Player Records

## Sanders, Doug (71.94)

Year	1st	2nd	3rd	4th	Total	Finish	Money
1957	81	71	77	77	306	22	1,020.00
1959	71	73	72	73	289	T4	1,606.67
1960	74	67	69	68	278	7	1,280.00
1961	70	74	71	72	287	T9	1,640.00
1962	69	72	69	70	280	4	3,300.00
1963	70	72	72	69	283	7	2,250.00
1964	71	73	71	66	281	T2	6,000.00
1965	69	68	72	72	281	3	6,000.00
1966	73	72	70	77	292	T12	2,600.00
1967	67	69	77	71	284	T4	4,700.00
1971	74	74	73	75	296	T16	2,720.00
1973	74	70	75	77	296	24	2,846.00
<b>TOTAL</b>							<b>\$35,962.67</b>

## Sanudo, Cesar (75.25)

Year	1st	2nd	3rd	4th	Total	Finish	Money
1971	77	70	76	78	301	T25	2,220.00
<b>TOTAL</b>							<b>\$2,220.00</b>

## Sauers, Gene (70.25)

Year	1st	2nd	3rd	4th	Total	Finish	Money
1987	72	72	71	71	286	14	11,900.00
1990	74	70	71	70	285	T14	16,500.00
2003	65	72	69	66	272	T10	125,000.00
<b>TOTAL</b>							<b>\$153,400.00</b>

## Schauffele, Xander (68.56)

Year	1st	2nd	3rd	4th	Total	Finish	Money
2018	72	72	70	74	288	T22	76,750.00
2019	72	67	68	62	269	1	1,300,000.00
2020	69	68	71	70	278	T2	636,000.00
2021	69	66	70	66	271	T5	280,500.00
2022	69	67	68	66	270	12	170,000.00
2023	70				70	W/D	0.00
2024	66	69	65	68	268	T10	530,000.00
<b>TOTAL</b>							<b>\$2,993,250.00</b>

## Scheffler, Scottie (67.75)

Year	1st	2nd	3rd	4th	Total	Finish	Money
2021	70	66	70	69	275	T13	125,250.00
2023	66	66	69	70	271	T7	368,750.00
2024	66	64	71	66	267	T5	690,500.00
<b>TOTAL</b>							<b>\$1,184,500.00</b>

## Schenk, Adam (68.25)

Year	1st	2nd	3rd	4th	Total	Finish	Money
2024	69	65	70	69	273	T29	140,500.00
<b>TOTAL</b>							<b>\$140,500.00</b>

## Scherrer, Tom (72.25)

Year	1st	2nd	3rd	4th	Total	Finish	Money
2001	74	71	72	72	289	T26	51,500.00
<b>TOTAL</b>							<b>\$51,500.00</b>

## Schlee, John (74.25)

Year	1st	2nd	3rd	4th	Total	Finish	Money
1973	73	73	77	74	297	25	2,668.00
<b>TOTAL</b>							<b>\$2,668.00</b>

## Schroeder, John (72.50)

Year	1st	2nd	3rd	4th	Total	Finish	Money
1974	71	69	74	76	290	T16	4,700.00
<b>TOTAL</b>							<b>\$4,700.00</b>

## Schulz, Ted (72.50)

Year	1st	2nd	3rd	4th	Total	Finish	Money
1990	72	69	74	72	287	T16	14,000.00
1992	74	74	71	74	293	T23	12,875.00
<b>TOTAL</b>							<b>\$26,875.00</b>

## Scott, Adam (69.78)

Year	1st	2nd	3rd	4th	Total	Finish	Money
2004	69	74	68	68	279	7	180,000.00
2005	69	72	68	65	274	T5	211,333.34
2007	73	69	69	69	280	2	630,000.00
2009	73	67	73	70	283	T18	77,666.67
2011	73	67	70	73	283	T21	71,000.00
2014	70	70	69	69	278	T6	198,750.00
2021	68	71	68	70	277	T21	75,000.00
2023	70	68	72	69	279	29	210,000.00
<b>TOTAL</b>							<b>\$1,653,750.01</b>

## Senden, John (72.00)

Year	1st	2nd	3rd	4th	Total	Finish	Money
2007	73	74	75	71	293	T19	71,333.34
2015	68	71	73	71	283	T25	65,000.00
<b>TOTAL</b>							<b>\$136,333.34</b>

## Shaw, Bob (75.50)

Year	1st	2nd	3rd	4th	Total	Finish	Money
1973	74	78	75	75	302	31	2,000.00
<b>TOTAL</b>							<b>\$2,000.00</b>

## Shaw, Tom (75.50)

Year	1st	2nd	3rd	4th	Total	Finish	Money
1969	72	73	75	78	298	19	2,600.00
1970	77	69	74	78	298	T27	2,087.50
1971	78	75	82	75	310	T32	2,050.00
<b>TOTAL</b>							<b>\$6,737.50</b>

## Shearer, Bob (74.75)

Year	1st	2nd	3rd	4th	Total	Finish	Money
1983	77	77	71	74	299	T23	5,075.00
<b>TOTAL</b>							<b>\$5,075.00</b>

## Short, Jr., Wes (74.25)

Year	1st	2nd	3rd	4th	Total	Finish	Money
2006	73	73	75	76	297	T11	150,000.00
<b>TOTAL</b>							<b>\$150,000.00</b>

## Sieckmann, Tom (72.25)

Year	1st	2nd	3rd	4th	Total	Finish	Money
1989	71	74	71	73	289	T16	14,500.00
<b>TOTAL</b>							<b>\$14,500.00</b>

## Sifford, Charles (74.13)

Year	1st	2nd	3rd	4th	Total	Finish	Money
1968	75	73	70	71	289	T14	3,350.00
1969	74	76	77	77	304	T23	2,275.00
<b>TOTAL</b>							<b>\$5,625.00</b>

## Sikes, Dan (72.60)

Year	1st	2nd	3rd	4th	Total	Finish	Money
1963	72	72	74	76	294	T22	1,000.00
1966	82	69	72	72	295	T18	2,050.00
1967	68	68	73	76	285	T7	3,233.33
1968	68	70	70	77	285	11	4,000.00
1969	73	73	77	70	293	T9	4,116.67
<b>TOTAL</b>							<b>\$14,400.00</b>

## Sikes, R.H. (71.50)

Year	1st	2nd	3rd	4th	Total	Finish	Money
1965	68	74	68	77	287	T8	2,900.00
1967	69	70	75	71	285	T7	3,233.34
<b>TOTAL</b>							<b>\$6,133.34</b>

## Sills, Tony (75.25)

Year	1st	2nd	3rd	4th	Total	Finish	Money
1991	76	75	76	74	301	31	11,250.00
<b>TOTAL</b>							<b>\$11,250.00</b>

## Simons, Jim (73.42)

Year	1st	2nd	3rd	4th	Total	Finish	Money
1978	73	72	74	72	291	T15	4,925.34
1979	73	72	75	73	293	T13	7,250.00
1982	70	73	78	76	297	29	3,850.00
<b>TOTAL</b>							<b>\$16,025.34</b>

# Individual Player Records

## Simpson, Scott (71.65)

Year	1st	2nd	3rd	4th	Total	Finish	Money
1981	75	71	70	74	290	18	5,300.00
1985	72	70	67	73	282	3	32,500.00
1988	73	71	67		211	T11	10,620.00
1990	72	73	71	77	293	27	10,200.00
1994	70	72	70	68	280	T4	46,625.00
1999	71	71	74	76	292	25	40,950.00
<b>TOTAL</b>							<b>\$146,195.00</b>

## Simpson, Tim (70.63)

Year	1st	2nd	3rd	4th	Total	Finish	Money
1986	72	73	66	70	281	T7	19,166.66
1990	69	73	71	71	284	T10	19,625.00
<b>TOTAL</b>							<b>\$38,791.66</b>

## Simpson, Webb (69.37)

Year	1st	2nd	3rd	4th	Total	Finish	Money
2012	68	68	69	68	273	T3	369,000.00
2013	72	72	71		215	T11	155,000.00
2014	66	71	68	70	275	T3	382,000.00
2019	70	72	72	65	279	T8	191,000.00
2021	70	67	69	70	276	T17	92,000.00
<b>TOTAL</b>							<b>\$1,189,000.00</b>

## Sindelar, Joey (72.43)

Year	1st	2nd	3rd	4th	Total	Finish	Money
1985	70	74	72	70	286	10	13,100.00
1986	74	70	75	75	294	27	6,800.00
1988	72	74	73		219	T35	5,250.00
1989	71	75	74	69	289	T16	14,500.00
1991	76	72	74	70	292	T22	13,250.00
2005	71	68	71	76	286	T23	75,000.00
<b>TOTAL</b>							<b>\$127,900.00</b>

## Singh, Vijay (70.04)

Year	1st	2nd	3rd	4th	Total	Finish	Money
1994	69	70	76	72	287	T17	21,500.00
1996	73	71	72	73	289	T24	16,000.00
1998	75	72	67	66	280	T13	38,675.00
1999	70	65	70	71	276	4	124,800.00
2000	73	77	67	72	289	T8	79,000.00
2001	71	67	67	71	276	T3	203,000.00
2003	68	70	67	65	270	T4	224,000.00
2004	68	64	69	70	271	2	600,000.00
2005	66	65	69	74	274	T5	211,333.33
2006	70	74	74	66	284	2	630,000.00
2007	69	69	70	70	278	1	1,100,000.00
2008	74	70	67	70	281	T12	130,000.00
2009	73	73	71	70	287	T27	59,500.00
<b>TOTAL</b>							<b>\$3,437,808.33</b>

## Slocum, Heath (73.19)

Year	1st	2nd	3rd	4th	Total	Finish	Money
2005	69	70	72	75	286	T23	75,000.00
2006	74	81	78	76	309	T23	79,000.00
2010	75	71	71	73	290	T27	70,500.00
2011	70	74	72	70	286	T28	58,500.00
<b>TOTAL</b>							<b>\$283,000.00</b>

## Sluman, Jeff (71.42)

Year	1st	2nd	3rd	4th	Total	Finish	Money
1989	70	71	73	71	285	T6	26,500.00
1998	70	75	71	68	284	T19	31,450.00
1999	73	67	72	72	284	T13	63,050.00
2000	72	72	74	72	290	14	70,000.00
2002	74	76	78	70	298	T30	52,500.00
2003	72	67	70	64	273	T12	105,000.00
<b>TOTAL</b>							<b>\$348,500.00</b>

## Smith, Cameron (68.33)

Year	1st	2nd	3rd	4th	Total	Finish	Money
2018	75	70	68	71	284	T17	99,333.33
2021	70	70	66	72	278	T24	63,200.00
2022	65	64	64	65	258	1	1,476,000.00
<b>TOTAL</b>							<b>\$1,638,533.33</b>

## Smith, Chris (69.50)

Year	1st	2nd	3rd	4th	Total	Finish	Money
2003	69	71	69	69	278	T19	75,000.00
<b>TOTAL</b>							<b>\$75,000.00</b>

## Snead, J.C. (72.33)

Year	1st	2nd	3rd	4th	Total	Finish	Money
1971	75	71	75	74	295	T14	3,100.00
1973	72	68	72	73	285	T5	6,921.40
1975	71	69	76	76	292	T17	4,053.00
1976	72	70	76	74	292	T10	7,273.00
1977	76	74	68	74	292	T26	2,650.67
1982	71	71	72	74	288	T16	6,400.00
1988	69	69	71		209	T5	19,000.00
<b>TOTAL</b>							<b>\$49,398.07</b>

## Snead, Sam (72.08)

Year	1st	2nd	3rd	4th	Total	Finish	Money
1953	79	73	72	70	294	18	1,000.00
1954	73	72	74	72	291	T9	1,000.00
1955	73	74	74	78	299	T11	1,190.00
1961	68	67	69	69	273	1	10,000.00
1962	70	75	75	70	290	T15	1,250.00
1965	68	71	74	70	283	T4	4,750.00
<b>TOTAL</b>							<b>\$19,190.00</b>

## Snedeker, Brandt (69.87)

Year	1st	2nd	3rd	4th	Total	Finish	Money
2008	71	69	70	70	280	T10	155,000.00
2013	70	70	69		209	3	432,000.00
2014	70	69	69	72	280	T11	155,000.00
2016	67	72	65	67	271	T3	381,000.00
2017	70	70	69	71	280	T14	122,000.00
2019	75	69	71	72	287	T22	82,500.00
<b>TOTAL</b>							<b>\$1,327,500.00</b>

## Sneed, Ed (73.69)

Year	1st	2nd	3rd	4th	Total	Finish	Money
1974	73	75	73	76	297	23	3,400.00
1975	79	72	72	76	299	T25	2,632.00
1978	72	76	70	71	289	T13	5,438.50
1983	75	76	70	73	294	T18	6,750.00
<b>TOTAL</b>							<b>\$18,220.50</b>

## Souchak, Mike (73.66)

Year	1st	2nd	3rd	4th	Total	Finish	Money
1955	71	84	79	76	310	20	1,020.00
1956	78	74	73	74	299	T17	1,070.00
1957	76	74	75	75	300	18	1,100.00
1959	66	70	68	77	281	1	10,000.00
1960	72	67	73	71	283	T16	1,080.00
1961	74	71	71	76	292	17	1,360.00
1962	69	79	75	71	294	T21	1,000.00
1965	71	74	75	78	298	T20	1,175.00
<b>TOTAL</b>							<b>\$17,805.00</b>

## Spaun, J.J. (67.50)

Year	1st	2nd	3rd	4th	Total	Finish	Money
2023	64	68	69	69	270	T5	555,000.00
<b>TOTAL</b>							<b>\$555,000.00</b>

## Spieth, Jordan (68.00)

Year	1st	2nd	3rd	4th	Total	Finish	Money
2014	66	70	69	69	274	2	665,000.00
2016	66	64	65	67	262	1	1,180,000.00
2017	72	69	70	65	276	T3	359,000.00
2018	75	66	70	69	280	9	185,000.00
2022	71	69	68	66	274	T21	119,000.00
2023	67	66	71	69	273	T13	265,000.00
2024	66	67	67	65	265	3	1,360,000.00
<b>TOTAL</b>							<b>\$4,133,000.00</b>

## Spray, Steve (72.50)

Year	1st	2nd	3rd	4th	Total	Finish	Money
1970	76	70	71	73	290	T15	2,762.50
<b>TOTAL</b>							<b>\$2,762.50</b>

# Individual Player Records

## Springer, Mike (75.50)

Year	1st	2nd	3rd	4th	Total	Finish	Money
1995	72	72	83	75	302	30	14,650.00
<b>TOTAL</b>							<b>\$14,650.00</b>

## Stadler, Craig (71.26)

Year	1st	2nd	3rd	4th	Total	Finish	Money
1980	69	69	74	71	283	T6	12,500.00
1982	74	72	73	64	283	T2	26,162.50
1983	69	73	73	71	286	9	14,000.00
1985	73	71	71	70	285	T7	15,133.33
1993	73	72	71	69	285	T15	17,625.00
1995	71	65	73	71	280	4	48,000.00
1997	71	70	72		213	T17	22,260.00
2004	73	78	68	75	294	T28	67,500.00
<b>TOTAL</b>							<b>\$223,180.83</b>

## Stadler, Kevin (73.50)

Year	1st	2nd	3rd	4th	Total	Finish	Money
2015	74	73			147	W/D	0.00
<b>TOTAL</b>							<b>\$0.00</b>

## Stallings, Scott (70.60)

Year	1st	2nd	3rd	4th	Total	Finish	Money
2012	74	69	74	70	287	T22	74,500.00
2013	72	74	70		216	T13	120,400.00
2015	67	70	70	72	279	T14	110,000.00
2023	67	72	68	70	277	T25	213,333.33
<b>TOTAL</b>							<b>\$518,233.33</b>

## Standly, Mike (71.25)

Year	1st	2nd	3rd	4th	Total	Finish	Money
1994	75	72	67	71	285	T13	25,000.00
<b>TOTAL</b>							<b>\$25,000.00</b>

## Stankowski, Paul (71.14)

Year	1st	2nd	3rd	4th	Total	Finish	Money
1997	70	72	76		218	29	16,932.00
1998	69	72	69	70	280	T13	38,675.00
<b>TOTAL</b>							<b>\$55,607.00</b>

## Stanley, Kyle (74.57)

Year	1st	2nd	3rd	4th	Total	Finish	Money
2013	78	80	72		230	30	61,000.00
2018	70	75	73	74	292	30	64,000.00
<b>TOTAL</b>							<b>\$125,000.00</b>

## Steele, Brendan (71.92)

Year	1st	2nd	3rd	4th	Total	Finish	Money
2012	76	76	72	71	295	25	68,000.00
2017	72	67	67	71	277	T6	210,000.00
2018	71	74	74	72	291	29	65,000.00
<b>TOTAL</b>							<b>\$343,000.00</b>

## Stenson, Henrik (73.00)

Year	1st	2nd	3rd	4th	Total	Finish	Money
2008	76	75	73	68	292	T28	67,500.00
<b>TOTAL</b>							<b>\$67,500.00</b>

## Stewart, Earl (71.25)

Year	1st	2nd	3rd	4th	Total	Finish	Money
1953	68	72	71	77	288	T8	1,000.00
1954	74	70	70	74	288	T5	1,375.00
1962	72	68	69	70	279	3	3,800.00
<b>TOTAL</b>							<b>\$6,175.00</b>

## Stewart, Payne (71.96)

Year	1st	2nd	3rd	4th	Total	Finish	Money
1983	75	79	74	74	302	28	4,700.00
1984	70	72	69	76	287	T14	8,000.00
1988	68	71	71		210	T7	15,062.50
1990	67	75	69	73	284	T10	19,625.00
1991	74	70	75	71	290	21	14,000.00
1996	74	69	71	68	282	T12	24,750.00
<b>TOTAL</b>							<b>\$86,137.50</b>

## Still, Ken (73.83)

Year	1st	2nd	3rd	4th	Total	Finish	Money
1969	72	78	74	72	296	T16	2,816.66
1970	78	72	69	68	287	T10	3,675.00
1971	79	71	78	75	303	28	2,150.00
<b>TOTAL</b>							<b>\$8,641.66</b>

## Stockton, Dave (72.32)

Year	1st	2nd	3rd	4th	Total	Finish	Money
1968	72	69	75	68	284	T9	4,350.00
1969	69	75	75	70	289	T3	10,000.00
1971	71	72	72	72	287	T2	12,760.00
1972	76	74	68	71	289	T9	5,033.33
1974	72	74	70	76	292	19	4,200.00
1975	72	71	71	73	287	T9	5,945.00
1977	73	72	74	78	297	30	2,295.00
<b>TOTAL</b>							<b>\$44,583.33</b>

## Stolz, Andre (71.25)

Year	1st	2nd	3rd	4th	Total	Finish	Money
2005	73	71	71	70	285	22	79,000.00
<b>TOTAL</b>							<b>\$79,000.00</b>

## Straka, Sepp (68.13)

Year	1st	2nd	3rd	4th	Total	Finish	Money
2023	71	70	68	67	276	T21	220,000.00
2024	67	66	70	66	269	T12	450,000.00
<b>TOTAL</b>							<b>\$670,000.00</b>

## Stranahan, Frank (71.38)

Year	1st	2nd	3rd	4th	Total	Finish	Money
1956	74	72	72	73	291	10	1,220.00
1958	66	71	72	71	280	3	2,500.00
<b>TOTAL</b>							<b>\$3,720.00</b>

## Strange, Curtis (71.48)

Year	1st	2nd	3rd	4th	Total	Finish	Money
1980	72	70	72	67	281	T3	20,000.00
1981	66	73	71	73	283	T6	12,000.00
1985	70	75	72	73	290	T16	7,850.00
1986	70	75	71	75	291	24	7,400.00
1987	73	72	71	73	289	T19	9,700.00
1988	73	72	69		214	T21	6,760.00
1989	77	70	69	71	287	T10	20,000.00
1990	71	73	70	67	281	T7	24,666.67
<b>TOTAL</b>							<b>\$108,376.67</b>

## Streb, Robert (70.38)

Year	1st	2nd	3rd	4th	Total	Finish	Money
2015	67	69	71	69	276	T8	175,000.00
2021	67	72	72	76	287	T38	39,000.00
<b>TOTAL</b>							<b>\$214,000.00</b>

## Streck, Ron (72.63)

Year	1st	2nd	3rd	4th	Total	Finish	Money
1979	70	78	75	75	298	T18	5,150.00
1982	72	70	68	73	283	T2	26,162.50
<b>TOTAL</b>							<b>\$31,312.50</b>

## Streelman, Kevin (69.63)

Year	1st	2nd	3rd	4th	Total	Finish	Money
2014	67	71	70	67	275	T3	382,000.00
2015	69	73	67	73	282	T22	70,666.66
<b>TOTAL</b>							<b>\$452,666.66</b>

## Stricker, Steve (69.46)

Year	1st	2nd	3rd	4th	Total	Finish	Money
1997	72	73	71		216	T27	17,316.00
2002	71	70	79	71	291	25	60,000.00
2008	73	69	68	64	274	2	630,000.00
2010	73	70	68	66	277	T10	160,000.00
2011	69	67	65	71	272	T4	286,500.00
2012	68	63	69	69	269	1	1,120,000.00
2013	71	67	69		207	2	665,000.00
<b>TOTAL</b>							<b>\$2,938,816.00</b>

## Stroud, Chris (70.50)

Year	1st	2nd	3rd	4th	Total	Finish	Money
2018	72	66	72	72	282	T11	148,000.00
<b>TOTAL</b>							<b>\$148,000.00</b>

# Individual Player Records

## Stuard, Brian (71.00)

Year	1st	2nd	3rd	4th	Total	Finish	Money
2017	72	71	70	71	284	T22	78,500.00
<b>TOTAL</b>							<b>\$78,500.00</b>

## Sullivan, Mike (74.00)

Year	1st	2nd	3rd	4th	Total	Finish	Money
1981	73	76	74	76	299	T25	3,750.00
1990	75	71	71	74	291	T24	10,700.00
1995	71	77	75	75	298	28	15,050.00
<b>TOTAL</b>							<b>\$29,500.00</b>

## Sutherland, Kevin (68.25)

Year	1st	2nd	3rd	4th	Total	Finish	Money
2003	71	66	69	67	273	T12	105,000.00
<b>TOTAL</b>							<b>\$105,000.00</b>

## Sutton, Hal (71.56)

Year	1st	2nd	3rd	4th	Total	Finish	Money
1983	67	70	72	74	283	4	24,000.00
1984	69	67	77	71	284	5	18,500.00
1986	71	77	66	67	281	T7	19,166.67
1987	72	69	69	71	281	T5	20,000.00
1996	76	73	69	69	287	T19	18,500.00
2000	77	73	74	72	296	T21	55,000.00
2001	70	74	73	69	286	25	53,000.00
2002	75	73	76	68	292	T26	57,000.00
<b>TOTAL</b>							<b>\$265,166.67</b>

## Svensson, Adam (70.13)

Year	1st	2nd	3rd	4th	Total	Finish	Money
2023	71	70	78	68	287	37	202,000.00
2024	70	68	68	68	274	T33	113,000.00
<b>TOTAL</b>							<b>\$315,000.00</b>

## Swafford, Hudson (71.63)

Year	1st	2nd	3rd	4th	Total	Finish	Money
2018	72	72	76	70	290	T27	68,000.00
2021	73	70	72	68	283	T35	43,000.00
<b>TOTAL</b>							<b>\$111,000.00</b>

## Tataurangi, Phil (69.25)

Year	1st	2nd	3rd	4th	Total	Finish	Money
2003	68	70	69	70	277	T17	79,000.00
<b>TOTAL</b>							<b>\$79,000.00</b>

## Taylor, Nick (70.50)

Year	1st	2nd	3rd	4th	Total	Finish	Money
2015	69	73	72	72	286	T29	58,000.00
2021	67	71	69	72	279	T29	55,000.00
2024	69	69	73	70	281	T52	54,500.00
<b>TOTAL</b>							<b>\$167,500.00</b>

## Taylor, Vaughn (70.92)

Year	1st	2nd	3rd	4th	Total	Finish	Money
2005	69	69	68	70	276	T8	165,000.00
2006	74	73	72	71	290	T4	287,500.00
2017	72	71	69	73	285	24	74,000.00
<b>TOTAL</b>							<b>\$526,500.00</b>

## Tewell, Doug (70.80)

Year	1st	2nd	3rd	4th	Total	Finish	Money
1980	69	68	71	78	286	T11	7,812.50
1981	71	73	70	69	283	T6	12,000.00
1987	70	70	72	71	283	T8	15,566.66
1988	69	71	70		210	T7	15,062.50
<b>TOTAL</b>							<b>\$50,441.66</b>

## Theegala, Sahith (68.25)

Year	1st	2nd	3rd	4th	Total	Finish	Money
2023	67	71	72	72	282	33	206,000.00
2024	64	69	68	63	264	2	2,160,000.00
<b>TOTAL</b>							<b>\$2,366,000.00</b>

## Thomas, Justin (68.84)

Year	1st	2nd	3rd	4th	Total	Finish	Money
2016	70	73	69	69	281	T21	78,333.33
2017	67	67	67	69	270	1	1,220,000.00
2018	71	75	75	67	288	T22	76,750.00
2019	67	72	70	65	274	3	475,000.00
2020	67	73	69	69	278	1	1,340,000.00
2021	65	69	68	66	268	3	490,000.00
2022	74	67	61	65	267	T5	286,000.00
2023	70	70	67	70	277	T25	213,333.33
<b>TOTAL</b>							<b>\$4,179,416.66</b>

## Thompson, Leonard (71.83)

Year	1st	2nd	3rd	4th	Total	Finish	Money
1974	72	72	72	71	287	T9	6,200.00
1978	72	70	71	71	284	T4	9,527.00
1990	74	72	74	71	291	T24	10,700.00
<b>TOTAL</b>							<b>\$26,427.00</b>

## Thompson, Michael (69.88)

Year	1st	2nd	3rd	4th	Total	Finish	Money
2014	66	71	73	72	282	T16	100,250.00
2021	73	68	67	69	277	T21	75,000.00
<b>TOTAL</b>							<b>\$175,250.00</b>

## Thomson, Peter (73.25)

Year	1st	2nd	3rd	4th	Total	Finish	Money
1957	76	76	70	71	293	T11	1,220.00
<b>TOTAL</b>							<b>\$1,220.00</b>

## Thorpe, Jim (71.75)

Year	1st	2nd	3rd	4th	Total	Finish	Money
1986	70	68	71	72	281	T7	19,166.67
1987	72	71	75	75	293	23	9,000.00
<b>TOTAL</b>							<b>\$28,166.67</b>

## Todd, Brendon (69.94)

Year	1st	2nd	3rd	4th	Total	Finish	Money
2015	69	67	69	71	276	T8	175,000.00
2020	71	74	74	75	294	29	69,000.00
2021	68	67	70	70	275	T13	125,250.00
2024	67	64	73	70	274	T33	113,000.00
<b>TOTAL</b>							<b>\$482,250.00</b>

## Toms, David (71.56)

Year	1st	2nd	3rd	4th	Total	Finish	Money
1998	73	75	70	67	285	T22	28,475.00
2000	75	75	74	71	295	T19	59,000.00
2001	70	71	67	72	280	T8	99,000.00
2002	69	66	72	67	274	2	432,000.00
2005	71	67	70	68	276	T8	165,000.00
2006	71	73	79	75	298	T13	130,000.00
2007	75	72	72	67	286	T8	170,000.00
2012	76	74	75	71	296	26	66,000.00
<b>TOTAL</b>							<b>\$1,149,475.00</b>

## Toski, Bob (73.00)

Year	1st	2nd	3rd	4th	Total	Finish	Money
1954	73	75	73	70	291	T9	1,000.00
1955	70	74	75	74	293	T2	2,566.66
<b>TOTAL</b>							<b>\$3,566.66</b>

## Trahan, D.J. (72.88)

Year	1st	2nd	3rd	4th	Total	Finish	Money
2007	79	77	75	75	306	32	52,000.00
2009	70	66	70	71	277	T6	189,250.00
<b>TOTAL</b>							<b>\$241,250.00</b>

## Trainer, Martin (77.50)

Year	1st	2nd	3rd	4th	Total	Finish	Money
2020	74	77	77	82	310	34	64,000.00
<b>TOTAL</b>							<b>\$64,000.00</b>

# Individual Player Records

## Trevino, Lee (71.27)

Year	1st	2nd	3rd	4th	Total	Finish	Money
1969	74	68	70	74	286	2	17,000.00
1970	70	71	77	75	293	T20	2,425.00
1972	75	67	68	72	282	3	12,000.00
1973	68	71	71	67	277	2	23,404.00
1974	75	78	75	72	300	25	3,000.00
1975	72	65	70	71	278	3	14,812.00
1977	74	72	74	71	291	T24	3,062.50
1978	73	69	70	71	283	T2	21,937.50
1979	72	68	72	72	284	T5	15,000.00
1980	70	68	71	77	286	T11	7,812.50
1981	67	67	70	69	273	1	54,000.00
1982	71	72	74	68	285	T11	9,033.34
1985	74	67	74	73	288	T12	9,725.00
<b>TOTAL</b>							<b>\$193,211.84</b>

## Triplett, Kirk (70.75)

Year	1st	2nd	3rd	4th	Total	Finish	Money
2001	71	73	68	70	282	16	70,000.00
2004	68	69	71	70	278	6	204,000.00
2007	75	73	69	72	289	T16	95,000.00
<b>TOTAL</b>							<b>\$369,000.00</b>

## Tryba, Ted (74.00)

Year	1st	2nd	3rd	4th	Total	Finish	Money
1996	71	76	74	74	295	29	14,850.00
2000	80	70	73	74	297	T23	51,000.00
<b>TOTAL</b>							<b>\$65,850.00</b>

## Turnesa, Jim (72.75)

Year	1st	2nd	3rd	4th	Total	Finish	Money
1953	70	76	74	71	291	T14	1,000.00
<b>TOTAL</b>							<b>\$1,000.00</b>

## Turnesa, Marc (74.00)

Year	1st	2nd	3rd	4th	Total	Finish	Money
2009	79	73	70	74	296	33	54,000.00
<b>TOTAL</b>							<b>\$54,000.00</b>

## Tway, Bob (71.10)

Year	1st	2nd	3rd	4th	Total	Finish	Money
1987	71	68	78	70	287	T15	10,666.66
1990	71	73	68	72	284	T10	19,625.00
1991	73	67	70	71	281	T6	26,800.00
1996	71	69	70	66	276	4	48,000.00
2004	76	74	72	72	294	T28	67,500.00
<b>TOTAL</b>							<b>\$172,591.66</b>

## Tway, Kevin (70.00)

Year	1st	2nd	3rd	4th	Total	Finish	Money
2019	66	71	72	71	280	T11	162,500.00
<b>TOTAL</b>							<b>\$162,500.00</b>

## Twiggs, Greg (77.25)

Year	1st	2nd	3rd	4th	Total	Finish	Money
1990	74	85	74	76	309	31	9,400.00
<b>TOTAL</b>							<b>\$9,400.00</b>

## Twitty, Howard (72.50)

Year	1st	2nd	3rd	4th	Total	Finish	Money
1980	72	70	78	72	292	T22	4,100.00
1981	69	73	75	80	297	24	4,000.00
1994	72	73	67	69	281	T8	34,000.00
<b>TOTAL</b>							<b>\$42,100.00</b>

## Ulrich, Wally (76.25)

Year	1st	2nd	3rd	4th	Total	Finish	Money
1955	77	77	73	78	305	19	1,040.00
<b>TOTAL</b>							<b>\$1,040.00</b>

## Utley, Stan (74.00)

Year	1st	2nd	3rd	4th	Total	Finish	Money
1990	71	78	73	74	296	29	9,800.00
<b>TOTAL</b>							<b>\$9,800.00</b>

## Van Pelt, Bo (72.00)

Year	1st	2nd	3rd	4th	Total	Finish	Money
2010	72	70	73	73	288	T25	74,000.00
<b>TOTAL</b>							<b>\$74,000.00</b>

## van Rooyen, Erik (68.38)

Year	1st	2nd	3rd	4th	Total	Finish	Money
2022	67	70	70	69	276	T25	113,000.00
2024	72	65	69	65	271	T22	220,000.00
<b>TOTAL</b>							<b>\$333,000.00</b>

## Vegas, Jhonattan (72.42)

Year	1st	2nd	3rd	4th	Total	Finish	Money
2012	75	73	76	74	298	27	64,000.00
2017	72	76	70	74	292	T30	62,500.00
2018	68	70	71	70	279	T7	204,000.00
<b>TOTAL</b>							<b>\$330,500.00</b>

## Venturi, Ken (72.15)

Year	1st	2nd	3rd	4th	Total	Finish	Money
1958	72	71	71	69	283	T8	1,260.00
1959	71	75	72	72	290	T7	1,360.00
1960	69	67	70	77	283	T16	1,080.00
1961	72	70	73	73	288	12	1,560.00
1966	75	73	76	75	299	24	1,600.00
<b>TOTAL</b>							<b>\$6,860.00</b>

## Verplank, Scott (71.50)

Year	1st	2nd	3rd	4th	Total	Finish	Money
1986	72	67	68	72	279	T4	0.00
1989	74	75	72	74	295	T25	10,600.00
2001	74	73	71	73	291	30	48,000.00
2002	67	69	70	73	279	8	130,000.00
2008	73	70	72	71	286	T18	86,000.00
<b>TOTAL</b>							<b>\$274,600.00</b>

## Verwey, Bob (75.00)

Year	1st	2nd	3rd	4th	Total	Finish	Money
1966	76	72	75	77	300	25	1,550.00
<b>TOTAL</b>							<b>\$1,550.00</b>

## Villegas, Camilo (70.58)

Year	1st	2nd	3rd	4th	Total	Finish	Money
2009	74	67	66	73	280	T12	132,000.00
2015	71	70	71	75	287	32	56,000.00
2024	65	71	74	70	280	T50	57,500.00
<b>TOTAL</b>							<b>\$245,500.00</b>

## Vossler, Ernie (73.50)

Year	1st	2nd	3rd	4th	Total	Finish	Money
1959	69	71	74	76	290	T7	1,360.00
1961	75	73	74	76	298	24	1,080.00
<b>TOTAL</b>							<b>\$2,440.00</b>

## Wadkins, Lanny (71.51)

Year	1st	2nd	3rd	4th	Total	Finish	Money
1973	70	75	70	70	285	T5	6,921.40
1974	67	74	74	76	291	18	4,400.00
1978	71	72	72	78	293	T21	3,694.33
1979	79	70	73	71	293	T13	7,250.00
1982	67	72	68	73	280	1	63,000.00
1983	67	70	71	72	280	1	72,000.00
1984	70	71	71	73	285	T6	15,666.66
1985	69	68	73	75	285	T7	15,133.33
1986	73	73	67	73	286	T15	10,666.67
1988	76	68	73		217	T30	5,700.00
1989	71	70	71	73	285	T6	26,500.00
1991	65	67	73	68	273	2	86,400.00
1992	72	73	70	74	289	T13	17,375.00
1993	71	76	70	74	291	T25	12,625.00
<b>TOTAL</b>							<b>\$347,332.39</b>

## Wadsworth, Fred (75.50)

Year	1st	2nd	3rd	4th	Total	Finish	Money
1987	72	84	73	73	302	29	8,100.00
<b>TOTAL</b>							<b>\$8,100.00</b>

## Wagner, Johnson (70.27)

Year	1st	2nd	3rd	4th	Total	Finish	Money
2009	68	71	70	69	278	10	162,000.00
2012	72	72	68	67	279	T9	165,000.00
2013	72	72	72		216	T13	120,400.00
<b>TOTAL</b>							<b>\$447,400.00</b>



# Individual Player Records

## Waite, Grant (72.25)

Year	1st	2nd	3rd	4th	Total	Finish	Money
1994	70	69	77	73	289	T20	20,250.00
<b>TOTAL</b>							<b>\$20,250.00</b>

## Waldorf, Duffy (71.50)

Year	1st	2nd	3rd	4th	Total	Finish	Money
1996	71	70	69	69	279	T7	30,625.00
2000	70	76	72	77	295	T19	59,000.00
2001	70	70	71	73	284	T19	60,000.00
<b>TOTAL</b>							<b>\$149,625.00</b>

## Walker, Jimmy (69.44)

Year	1st	2nd	3rd	4th	Total	Finish	Money
2014	73	73	67	72	285	T21	79,333.33
2015	67	68	67	69	271	2	665,000.00
2016	70	71	64	72	277	T10	148,000.00
2017	65	70	70	73	278	T9	172,333.33
<b>TOTAL</b>							<b>\$1,064,666.66</b>

## Wall, Art (72.17)

Year	1st	2nd	3rd	4th	Total	Finish	Money
1954	69	66	70	73	278	1	10,000.00
1955	75	72	77	78	302	T15	1,110.00
1957	73	76	76	73	298	16	1,140.00
1959	72	68	69	74	283	2	5,000.00
1960	69	70	73	67	279	T8	1,250.00
1961	69	70	78	77	294	19	1,280.00
1964	72	73	70	70	285	T10	1,650.00
1967	72	69	78	73	292	T18	2,050.00
1976	74	71	72	70	287	7	9,298.00
<b>TOTAL</b>							<b>\$32,778.00</b>

## Wallace, Matt (69.00)

Year	1st	2nd	3rd	4th	Total	Finish	Money
2024	68	70	69	69	276	T40	86,000.00
<b>TOTAL</b>							<b>\$86,000.00</b>

## Wampler, Fred (73.00)

Year	1st	2nd	3rd	4th	Total	Finish	Money
1954	72	75	71	74	292	T11	1,000.00
<b>TOTAL</b>							<b>\$1,000.00</b>

## Watney, Nick (70.20)

Year	1st	2nd	3rd	4th	Total	Finish	Money
2008	68	72	67	71	278	T5	218,000.00
2010	67	71	70	71	279	T16	110,000.00
2012	73	71	68	68	280	T12	130,000.00
2013	69	73	74		216	T13	120,400.00
<b>TOTAL</b>							<b>\$578,400.00</b>

## Watson, Bubba (70.78)

Year	1st	2nd	3rd	4th	Total	Finish	Money
2011	70	70	73	72	285	T25	62,000.00
2012	74	69	72	69	284	T18	91,500.00
2013	70	69	71		210	T4	304,000.00
2015	70	69	68	70	277	10	160,000.00
2016	69	68	73	67	277	T10	148,000.00
2017	72	72	71	71	286	T25	70,000.00
2019	70	79	74	69	292	31	65,000.00
<b>TOTAL</b>							<b>\$900,500.00</b>

## Watson, Denis (74.50)

Year	1st	2nd	3rd	4th	Total	Finish	Money
1985	72	80	69	77	298	26	5,000.00
<b>TOTAL</b>							<b>\$5,000.00</b>

## Watson, Tom (71.20)

Year	1st	2nd	3rd	4th	Total	Finish	Money
1975	69	75	71	70	285	T7	6,667.50
1976	72	74	71	69	286	6	9,753.00
1977	74	73	69	76	292	T26	2,650.66
1978	71	70	71	76	288	T11	5,951.50
1979	69	66	70	70	275	1	54,000.00
1980	65	66	72	73	276	1	54,000.00
1981	74	72	68	70	284	9	10,250.00
1982	69	68	72	75	284	T6	12,840.00
1983	76	72	71	72	291	16	8,000.00
1984	69	71	67	67	274	1	72,000.00
1985	75	73	73	70	291	T18	6,666.67
1988	71	69	71		211	T11	10,620.00
1997	70	68	74		212	T14	26,460.00
1999	74	71	75	76	296	29	38,610.00
<b>TOTAL</b>							<b>\$318,469.33</b>

## Weaver, Bert (75.25)

Year	1st	2nd	3rd	4th	Total	Finish	Money
1965	72	74	76	79	301	23	1,075.00
<b>TOTAL</b>							<b>\$1,075.00</b>

## Weaver, DeWitt (72.50)

Year	1st	2nd	3rd	4th	Total	Finish	Money
1972	75	73	70	77	295	T18	3,300.00
1973	71	73	70	71	285	T5	6,921.40
<b>TOTAL</b>							<b>\$10,221.40</b>

## Weekley, Boo (71.42)

Year	1st	2nd	3rd	4th	Total	Finish	Money
2008	80	74	68	66	288	T23	76,000.00
2009	70	70	69	72	281	T15	107,000.00
2014	71	74	70	73	288	26	68,000.00
<b>TOTAL</b>							<b>\$251,000.00</b>

## Weibring, D.A. (73.11)

Year	1st	2nd	3rd	4th	Total	Finish	Money
1980	72	75	75	74	296	29	3,300.00
1988	73	72	73		218	T33	5,450.00
1992	71	75	74	71	291	T19	14,750.00
1996	69	75	72	71	287	T19	18,500.00
1997	78	77	69		224	31	16,452.00
<b>TOTAL</b>							<b>\$58,452.00</b>

## Weir, Mike (70.63)

Year	1st	2nd	3rd	4th	Total	Finish	Money
2000	76	73	69	67	285	T4	127,500.00
2001	70	70	68	73	281	T12	78,000.00
2002	63	74	74	73	284	T14	83,500.00
2004	71	70	73	75	289	24	75,000.00
2005	70	63	71	76	280	T13	110,000.00
2008	71	67	68	70	276	4	310,000.00
<b>TOTAL</b>							<b>\$784,000.00</b>

## Weiskopf, Tom (73.25)

Year	1st	2nd	3rd	4th	Total	Finish	Money
1968	75	71	67	75	288	T12	3,725.00
1969	69	78	77	72	296	T16	2,816.67
1972	74	70	71	71	286	8	5,700.00
1974	71	74	73	76	294	T20	3,900.00
1975	71	76	70	71	288	T11	5,104.00
1976	73	78	75	76	302	22	4,347.00
1978	72	75	74	71	292	T18	4,310.00
1982	70	72	75	75	292	T26	4,100.00
1983	77	78	71	73	299	T23	5,075.00
<b>TOTAL</b>							<b>\$39,077.67</b>

## Werenski, Richy (69.50)

Year	1st	2nd	3rd	4th	Total	Finish	Money
2021	69	69	70	70	278	T24	63,200.00
<b>TOTAL</b>							<b>\$63,200.00</b>

## Wetterich, Brett (73.50)

Year	1st	2nd	3rd	4th	Total	Finish	Money
2007	69	79	73	73	294	T22	65,000.00
<b>TOTAL</b>							<b>\$65,000.00</b>

# Individual Player Records

## Whitt, Don (68.75)

Year	1st	2nd	3rd	4th	Total	Finish	Money
1960	67	72	68	68	275	4	3,000.00
<b>TOTAL</b>							<b>\$3,000.00</b>

## Wiebe, Mark (73.13)

Year	1st	2nd	3rd	4th	Total	Finish	Money
1986	72	75	74	75	296	28	6,600.00
1987	70	72	75	72	289	T19	9,700.00
<b>TOTAL</b>							<b>\$16,300.00</b>

## Willis, Garrett (76.00)

Year	1st	2nd	3rd	4th	Total	Finish	Money
2002	77	80	74	73	304	32	51,000.00
<b>TOTAL</b>							<b>\$51,000.00</b>

## Wilson, Dean (75.50)

Year	1st	2nd	3rd	4th	Total	Finish	Money
2007	80	78	72	72	302	29	55,000.00
<b>TOTAL</b>							<b>\$55,000.00</b>

## Wilson, Mark (72.00)

Year	1st	2nd	3rd	4th	Total	Finish	Money
2008	74	72	73	72	291	27	69,000.00
2010	74	71	70	75	290	T27	70,500.00
2012	72	71	69	72	284	T18	91,500.00
2013	69	76	70		215	T11	155,000.00
<b>TOTAL</b>							<b>\$386,000.00</b>

## Winger, Bo (74.70)

Year	1st	2nd	3rd	4th	Total	Finish	Money
1955	74	76	75	76	301	14	1,140.00
1956	79	73	69	78	299	T17	1,070.00
1957	81	78	74	72	305	21	1,040.00
1962	80	70	77	72	299	26	1,000.00
1963	70	72	77	71	290	T17	1,175.00
<b>TOTAL</b>							<b>\$5,425.00</b>

## Wise, Aaron (70.75)

Year	1st	2nd	3rd	4th	Total	Finish	Money
2019	74	71	73	73	291	T27	68,250.00
2023	66	70	70	69	275	T18	229,000.00
<b>TOTAL</b>							<b>\$297,250.00</b>

## Wolff, Matthew (71.25)

Year	1st	2nd	3rd	4th	Total	Finish	Money
2020	69	72	71	73	285	T11	162,500.00
<b>TOTAL</b>							<b>\$162,500.00</b>

## Wood, Willie (73.00)

Year	1st	2nd	3rd	4th	Total	Finish	Money
1997	74	71	74		219	30	16,692.00
<b>TOTAL</b>							<b>\$16,692.00</b>

## Woodland, Gary (70.19)

Year	1st	2nd	3rd	4th	Total	Finish	Money
2012	73	71	73	72	289	24	70,000.00
2014	71	70	67	73	281	T13	130,000.00
2019	67	67	68	68	270	2	759,000.00
2020	73	69	69	72	283	T7	206,000.00
<b>TOTAL</b>							<b>\$1,165,000.00</b>

## Woods, Tiger (68.97)

Year	1st	2nd	3rd	4th	Total	Finish	Money
1997	70	67	65		202	1	216,000.00
1998	72	67	69	64	272	T2	149,600.00
1999	69	69	67	72	277	T5	94,900.00
2000	71	66	71	68	276	1	522,000.00
2001	70	73	68	69	280	T8	99,000.00
2002	68	74	74	65	281	T10	105,000.00
2004	71	70	65	71	277	T4	275,000.00
2005	68	68	69	68	273	T3	350,000.00
<b>TOTAL</b>							<b>\$1,811,500.00</b>

## Worsham, Lew (71.25)

Year	1st	2nd	3rd	4th	Total	Finish	Money
1953	68	71	72	74	285	T3	1,500.00
<b>TOTAL</b>							<b>\$1,500.00</b>

## Wrenn, Robert (71.00)

Year	1st	2nd	3rd	4th	Total	Finish	Money
1988	69	72	72		213	T19	7,625.00
<b>TOTAL</b>							<b>\$7,625.00</b>

## Wynn, Bob (72.25)

Year	1st	2nd	3rd	4th	Total	Finish	Money
1977	70	67	78	74	289	T16	4,347.60
<b>TOTAL</b>							<b>\$4,347.60</b>

## Wysong, Dudley (72.63)

Year	1st	2nd	3rd	4th	Total	Finish	Money
1966	71	70	80	69	290	T10	2,800.00
1968	71	74	73	73	291	T19	2,616.66
<b>TOTAL</b>							<b>\$5,416.66</b>

## Yancey, Bert (72.56)

Year	1st	2nd	3rd	4th	Total	Finish	Money
1967	70	75	71	70	286	10	2,850.00
1968	74	73	72	70	289	T14	3,350.00
1970	75	72	72	76	295	T25	2,175.00
1973	75	67	75	74	291	T14	4,535.50
<b>TOTAL</b>							<b>\$12,910.50</b>

## Yang, Y.E. (70.25)

Year	1st	2nd	3rd	4th	Total	Finish	Money
2010	70	74	66	71	281	19	90,000.00
<b>TOTAL</b>							<b>\$90,000.00</b>

## Young, Cameron (68.38)

Year	1st	2nd	3rd	4th	Total	Finish	Money
2023	70	70	69	64	273	T13	265,000.00
2024	68	67	74	65	274	T33	113,000.00
<b>TOTAL</b>							<b>\$378,000.00</b>

## Zalatoris, Will (68.00)

Year	1st	2nd	3rd	4th	Total	Finish	Money
2023	69	69	69	65	272	T11	292,500.00
<b>TOTAL</b>							<b>\$292,500.00</b>

## Zarley, Kermit (73.25)

Year	1st	2nd	3rd	4th	Total	Finish	Money
1968	68	75	76	70	289	T14	3,350.00
1971	77	75	71	74	297	T19	2,520.00
<b>TOTAL</b>							<b>\$5,870.00</b>

## Ziegler, Larry (73.00)

Year	1st	2nd	3rd	4th	Total	Finish	Money
1970	72	71	73	71	287	T10	3,675.00
1975	71	74	73	77	295	T22	3,152.50
1977	75	74	73	72	294	29	2,373.00
<b>TOTAL</b>							<b>\$9,200.50</b>

## Zoeller, Fuzzy (72.39)

Year	1st	2nd	3rd	4th	Total	Finish	Money
1979	77	72	74	76	299	T20	4,500.00
1982	70	72	70	73	285	T11	9,033.33
1983	74	72	68	70	284	T5	18,333.33
1984	67	74	76	74	291	T20	5,225.00
1985	68	72	70	73	283	T4	22,875.00
1986	71	74	69	79	293	26	7,000.00
1987	75	72	70	75	292	22	9,200.00
<b>TOTAL</b>							<b>\$76,166.66</b>

## Zokol, Richard (72.25)

Year	1st	2nd	3rd	4th	Total	Finish	Money
1993	70	73	72	74	289	T22	13,825.00
<b>TOTAL</b>							<b>\$13,825.00</b>

# The Sentry 2024 Hole-by-Hole Summary

## Plantation Course at Kapalua

Rank	Hole	Par	Yardage	Average Score	Average Over Under-par	Eagle	Birdie	Par	Bogey	Double Bogey	Other
1	1	4	520	4.059	0.059	0	21	185	26	3	1
2	2	3	219	2.987	-0.013	0	30	179	27	0	0
8	3	4	424	3.839	-0.161	0	63	153	16	3	1
5	4	4	422	3.945	-0.055	0	47	157	31	0	1
18	5	5	526	4.106	-0.894	21	174	36	5	0	0
11	6	4	424	3.797	-0.203	0	65	154	17	0	0
6	7	4	522	3.919	-0.081	0	46	165	23	2	0
2	8	3	199	2.987	-0.013	0	37	169	26	4	0
15	9	5	550	4.475	-0.525	5	126	95	8	2	0
9	10	4	384	3.814	-0.186	0	56	169	10	1	0
10	11	3	161	2.809	-0.191	0	57	169	9	0	1
13	12	4	424	3.695	-0.305	0	82	144	10	0	0
7	13	4	383	3.864	-0.136	0	60	154	17	4	1
14	14	4	301	3.627	-0.373	5	106	104	16	3	2
16	15	5	541	4.386	-0.614	11	140	71	11	3	0
11	16	4	369	3.797	-0.203	0	66	154	14	2	0
4	17	4	550	3.975	-0.025	0	35	176	22	2	1
17	18	5	677	4.284	-0.716	12	154	64	3	3	0
<b>TOTALS:</b>		<b>73</b>	<b>7,596</b>	<b>68.364</b>	<b>-4.636</b>	<b>54</b>	<b>1,365</b>	<b>2,498</b>	<b>291</b>	<b>32</b>	<b>8</b>

## 2024 Scoring Recap

### Plantation Course at Kapalua

	ROUND 1	ROUND 2	ROUND 3	ROUND 4	TOTAL
Rounds below 70	36	45	23	52	156
Rounds below par	56	59	44	59	218
Rounds par & below	57	59	48	59	223
Rounds at even par	1	0	4	0	5
Rounds over par	2	0	11	0	13

## 25-Year Ranking of Holes at The Plantation Course at Kapalua

### Plantation Course at Kapalua

Hole	Rank	Stroke	Average +/-
1	1	4.111	+0.111
2	2	3.090	+0.090
3	9	3.916	-0.084
4	8	3.973	-0.027
5	18	4.401	-0.599
6	12	3.840	-0.160
7	5	4.030	+0.030
8	4	3.065	+0.065
9	17	4.546	-0.454
10	10	3.889	-0.111
11	7	2.981	-0.019
12	13	3.835	-0.165
13	6	4.024	+0.024
14	14	3.754	-0.246
15	16	4.579	-0.421
16	11	3.864	-0.136
17	3	4.084	+0.084
18	15	4.583	-0.417

# PAST CHAMPIONS

1953	Al Besselink	1977	Jack Nicklaus	2001	Jim Furyk
1954	Art Wall	1978	Gary Player	2002	Sergio Garcia
1955	Gene Littler	1979	Tom Watson	2003	Ernie Els
1956	Gene Littler	1980	Tom Watson	2004	Stuart Appleby
1957	Gene Littler	1981	Lee Trevino	2005	Stuart Appleby
1958	Stan Leonard	1982	Lanny Wadkins	2006	Stuart Appleby
1959	Mike Souchak	1983	Lanny Wadkins	2007	Vijay Singh
1960	Jerry Barber	1984	Tom Watson	2008	Daniel Chopra
1961	Sam Snead	1985	Tom Kite	2009	Geoff Ogilvy
1962	Arnold Palmer	1986	Calvin Peete	2010	Geoff Ogilvy
1963	Jack Nicklaus	1987	Mac O'Grady	2011	Jonathan Byrd
1964	Jack Nicklaus	1988	Steve Pate	2012	Steve Stricker
1965	Arnold Palmer	1989	Steve Jones	2013	Dustin Johnson
1966	Arnold Palmer	1990	Paul Azinger	2014	Zach Johnson
1967	Frank Beard	1991	Tom Kite	2015	Patrick Reed
1968	Don January	1992	Steve Elkington	2016	Jordan Spieth
1969	Gary Player	1993	Davis Love III	2017	Justin Thomas
1970	Frank Beard	1994	Phil Mickelson	2018	Dustin Johnson
1971	Jack Nicklaus	1995	Steve Elkington	2019	Xander Schauffele
1972	Bobby Mitchell	1996	Mark O'Meara	2020	Justin Thomas
1973	Jack Nicklaus	1997	Tiger Woods	2021	Harris English
1974	Johnny Miller	1998	Phil Mickelson	2022	Cameron Smith
1975	Al Geiberger	1999	David Duval	2023	Jon Rahm
1976	Don January	2000	Tiger Woods	2024	Chris Kirk